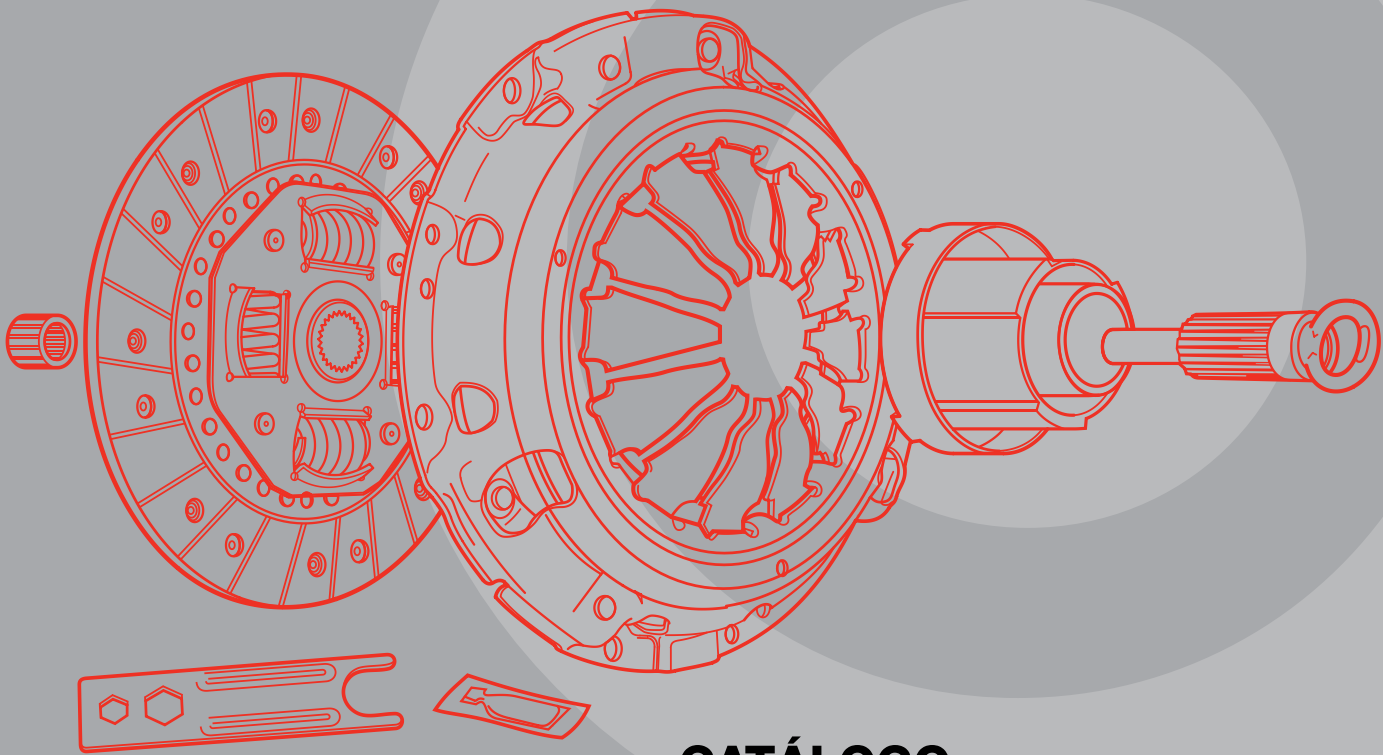


CARTEK[®]

AUTOPARTES

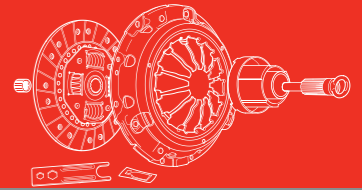
CATÁLOGO DE

SISTEMA DE EMBRAGUE




CATÁLOGO
2012-13

SISTEMA DE EMBRAGUE



ÍNDICE:

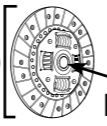
| CATÁLOGO | PÁGINA | CATÁLOGO | PÁGINA |
|----------------------------------------|--------|------------------------------------|---------|
| ACURA - AUTOMÓVIL | 2-3 | MINI - AUTOMÓVIL | 96-97 |
| AUDI - AUTOMÓVIL | 2-3 | MITSUBISHI - AUTOMÓVIL | 98-99 |
| BUICK - AUTOMÓVIL | 2-5 | MITSUBISHI - PICK-UP / CAMIONETA | 98-101 |
| CADILLAC - AUTOMÓVIL | 4-5 | NISSAN - AUTOMÓVIL | 100-107 |
| CHEVROLET - AUTOMÓVIL | 4-13 | NISSAN - PICK-UP / CAMIONETA | 106-109 |
| CHEVROLET / GMC - PICK-UP / CAMIONETA | 12-35 | OLDSMOBILE | 108-115 |
| CHEVROLET / GMC - MICROBÚS | 34-35 | PEUGEOT - AUTOMÓVIL | 114-115 |
| CHEVROLET / GMC - CAMIÓN | 34-35 | PEUGEOT - FURGONETA | 114-115 |
| CHRYSLER / DODGE - AUTOMÓVIL | 34-55 | PLYMOUTH | 114-115 |
| CHRYSLER / DODGE - PICK-UP / CAMIONETA | 54-55 | PONTIAC - AUTOMÓVIL | 114-129 |
| CHRYSLER / DODGE - MICROBÚS | 54-55 | RENAULT - AUTOMÓVIL | 128-131 |
| EAGLE | 54-55 | RENAULT - FURGONETA | 128-131 |
| FIAT - AUTOMÓVIL | 54-57 | SATURN | 128-131 |
| FORD - AUTOMÓVIL | 56-63 | SEAT - AUTOMÓVIL | 130-131 |
| FORD - PICK-UP / CAMIONETA | 62-81 | SUZUKI - AUTOMÓVIL | 130-131 |
| FORD - MICROBÚS | 80-81 | SUZUKI - CAMIONETA | 130-131 |
| GEO | 80-81 | TOYOTA - AUTOMÓVIL | 130-135 |
| HONDA - AUTOMÓVIL | 80-83 | TOYOTA - PICK-UP / SUV / CAMIONETA | 134-137 |
| HYUNDAI | 82-83 | VAM | 136-137 |
| INFINITI | 84-85 | VOLKSWAGEN - AUTOMÓVIL | 136-143 |
| ISUZU - AUTOMÓVIL | 84-85 | VOLKSWAGEN - PICK-UP / CAMIONETA | 142-143 |
| ISUZU - PICK-UP / CAMIONETA | 84-87 | IMÁGENES DE CLUTCH | 144-178 |
| ISUZU - CAMIÓN LIGERO | 86-87 | IMÁGENES CSC | 179-180 |
| JEEP | 86-89 | IMÁGENES CILINDRO ESCLAVO | 181-189 |
| KIA - AUTOMÓVIL | 88-89 | IMÁGENES CILINDRO MAESTRO | 190-202 |
| KIA - CAMIONETA | 90-91 | IMÁGENES SISTEMA DE PRELLENADO | 203-204 |
| LEXUS | 90-91 | LISTA DE EQUIVALENCIAS | 205-213 |
| MAZDA - AUTOMÓVIL | 90-91 | PÓLIZA DE GARANTÍA | 214 |
| MAZDA - PICK-UP / CAMIONETA | 92-95 | BOLETINES | 215-221 |
| MERCURY - AUTOMÓVIL | 94-97 | NOTAS | 222-224 |



Venta directa en México contactar:
01 800 627.2044 Guadalajara, Jal.
01 800 711.6368 Morelia, Mich.
01 800 633.5455 Culiacán, Sin.

Distribuciones en Latinoamérica de productos
CARTEK contactar: (+52) 33 3837.5610

www.carttek.com.mx



ACURA - AUTOMÓVIL

| CL | | | | |
|----------------------|-------|---------|------------------|-------------------|
| L4 2.2L (145HP) 5Vel | 97 | EJ-H23A | 225mm - 8 7/8" | 24D - 23.0 x 25.6 |
| L4 2.3L (150HP) 5Vel | 98-99 | EJ-H23A | 225mm - 8 7/8" | 24D - 23.0 x 25.6 |
| V6 3.0L | 97-99 | | | |
| V6 3.2L | 01 | | | |
| Integra GS/GSR/LS/RS | | | | |
| L4 1.8L | 94-01 | EJ-H22B | 220mm - 8 11/16" | 24D - 23.0 x 25.6 |
| Legend | | | | |
| V6 2.5L | 86-87 | | | |
| V6 2.7L | 87-90 | | | |

AUDI - AUTOMÓVIL

| A3 | | | | |
|-----------------------------------------------------------------|-------|-----------|------------------|----------------|
| L4 1.8L Turbo (150/180HP) 5/6Vel (Modular - Volante doble masa) | 98-04 | EJ-VW22E | 220mm - 8 11/16" | 28D - 22.3 |
| L4 1.8L Turbo (150/180HP) 5/6Vel (Versión volante sólido) | 98-04 | EJ-VW22ES | 220mm - 8 11/16" | 28D - 19.75x22 |
| L4 2.0L (150HP) FSI (Autoajustable, Volante doble masa) | 04-07 | EJ-VW23G | 228mm - 9" | 28D - 22.3 |
| TT | | | | |
| L4 1.8L Turbo (180HP) 5Vel (Modular - Volante doble masa) | 98-05 | EJ-VW22E | 220mm - 8 11/16" | 28D - 22.3 |
| L4 1.8L Turbo (180HP) 5Vel (Versión volante sólido) | 98-05 | EJ-VW22ES | 220mm - 8 11/16" | 28D - 19.75x22 |

BUICK - AUTOMÓVIL

| Apollo | | | | |
|---------------------------------------------------------------------|-------|----------|------------------|-------------------|
| V8 5.7L | 75-76 | EJ-GM26B | 264mm - 10 7/16" | 10D - 23.2 x 28.8 |
| Century / Regal | | | | |
| V6 2.8L | 87-89 | EJ-GM23A | 232mm - 9 1/8" | 14D - 22.0 x 25.0 |
| V6 3.2L | 78-79 | EJ-GM26B | 264mm - 10 7/16" | 10D - 23.2 x 28.8 |
| V6 3.8L | 75-81 | EJ-GM26B | 264mm - 10 7/16" | 10D - 23.2 x 28.8 |
| V8 5.7L | 73 | EJ-GM26B | 264mm - 10 7/16" | 10D - 23.2 x 28.8 |
| Centurion / Electra / Gran Sport / GS / Lesabre / Riviera / Wildcat | | | | |
| V8 5.6L | 66-67 | EJ-GM26B | 264mm - 10 7/16" | 10D - 23.2 x 28.8 |
| V8 5.7L 3Vel | 68-73 | EJ-GM26B | 264mm - 10 7/16" | 10D - 23.2 x 28.8 |
| V8 6.8L | 66-69 | EJ-GM28J | 280mm - 11" | 10D - 23.2 x 28.8 |
| V8 7.4L | 70-73 | EJ-GM28J | 280mm - 11" | 10D - 23.2 x 28.8 |
| Skyhawk | | | | |
| L4 1.8L | 83-86 | EJ-GM21B | 215mm - 8 7/16" | 14D - 22.0 x 25.0 |
| L4 1.8L | 87 | | | |
| L4 2.0L 5Vel | 83-86 | EJ-GM22E | 215mm - 8 7/16" | 14D - 22.0 x 25.0 |
| L4 2.0L 4Vel | 87 | EJ-GM23C | 232mm - 9 1/8" | 14D - 22.0 x 25.0 |
| V6 3.8L | 79 | EJ-GM26B | 264mm - 10 7/16" | 10D - 23.2 x 28.8 |
| Skylark | | | | |
| L4 2.5L | 80-85 | EJ-GM23C | 232mm - 9 1/8" | 14D - 22.0 x 25.0 |
| L4 2.5L | 85-89 | EJ-GM22E | 215mm - 8 7/16" | 14D - 22.0 x 25.0 |
| V6 2.8L | 80-85 | EJ-GM23C | 232mm - 9 1/8" | 14D - 22.0 x 25.0 |
| V6 2.8L | 88-89 | EJ-GM23A | 232mm - 9 1/8" | 14D - 22.0 x 25.0 |
| V6 3.0L | 87-88 | EJ-GM22E | 215mm - 8 7/16" | 14D - 22.0 x 25.0 |
| V6 3.1L | 89 | EJ-GM23A | 232mm - 9 1/8" | 14D - 22.0 x 25.0 |
| V8 5.6L | 66-67 | EJ-GM26B | 264mm - 10 7/16" | 10D - 23.2 x 28.8 |
| V8 5.7L 3Vel | 68-73 | EJ-GM26B | 264mm - 10 7/16" | 10D - 23.2 x 28.8 |
| V8 6.8L | 66-68 | EJ-GM28J | 280mm - 11" | 10D - 23.2 x 28.8 |



DIÁMETRO CILINDRO ESCLAVO



DIÁMETRO CILINDRO MAESTRO

PRELLENADOS

COMENTARIOS

| | | | | | |
|--|-----------|-------------|-----------|---------------|--|
| | HE-037889 | 19mm - 3/4" | HM-039836 | 15.8mm - 5/8" | |
| | HE-037889 | 19mm - 3/4" | HM-039836 | 15.8mm - 5/8" | |
| | HE-037889 | 19mm - 3/4" | HM-039836 | 15.8mm - 5/8" | |
| | HE-037889 | 19mm - 3/4" | HM-039836 | 15.8mm - 5/8" | |
| | HE-360025 | 19mm - 3/4" | | | |
| | | | HM-039834 | 15.8mm - 5/8" | |
| | | | HM-039834 | 15.8mm - 5/8" | |
| | | | HM-350177 | | |
| | | | HM-350177 | | |
| | | | HM-350026 | 22.2mm - 7/8" | |
| | | | HM-350026 | 22.2mm - 7/8" | |

APLICACIÓN

01

NÚMERO DE PARTE

CSC

DIÁMETRO



BUICK - AUTOMÓVIL

| | | | | | |
|----------------|-------|----------|--|-------------|-------------------|
| Skylark | | | | | |
| V8 7.4L | 70-72 | EJ-GM28J | | 280mm - 11" | 10D - 23.2 x 28.8 |

Somerset Regal

| | | | | | |
|---------|-------|----------|--|-----------------|-------------------|
| L4 2.5L | 85-89 | EJ-GM22E | | 215mm - 8 7/16" | 14D - 22.0 x 25.0 |
| V6 2.8L | 87-89 | EJ-GM23A | | 232mm - 9 1/8" | 14D - 22.0 x 25.0 |

CADILLAC - AUTOMÓVIL

Cimarron

| | | | | | |
|---------|-------|----------|--|-----------------|-------------------|
| L4 2.0L | 83-86 | EJ-GM22E | | 215mm - 8 7/16" | 14D - 22.0 x 25.0 |
| V6 2.8L | 85-86 | EJ-GM23C | | 232mm - 9 1/8" | 14D - 22.0 x 25.0 |
| V6 2.8L | 85-87 | EJ-GM23A | | 232mm - 9 1/8" | 14D - 22.0 x 25.0 |

CHEVROLET - AUTOMÓVIL

Astra

| | | | | | |
|-----------------------|-------|----------|---|-----------------|-------------------|
| L4 1.8L DOHC 16V 5Vel | 01-06 | EJ-GM21F | X | 205mm - 8 1/16" | 14D - 15.7 x 18.7 |
| L4 2.0L OHC 5Vel | 04-06 | EJ-GM21F | X | 205mm - 8 1/16" | 14D - 15.7 x 18.7 |
| L4 2.2L DOHC 16V 5Vel | 01-03 | EJ-GM23K | X | 228mm - 9" | 14D - 21.5 x 25.1 |
| L4 2.4L OHC 5Vel | 04-06 | EJ-GM23K | X | 228mm - 9" | 14D - 21.5 x 25.1 |

Aveo

| | | | | | |
|--------------|-------|----------|--|----------------|-------------------|
| L4 1.6L DOHC | 08->> | EJ-GM22F | | 211mm - 8 1/4" | 24D - 18.3 x 20.7 |
|--------------|-------|----------|--|----------------|-------------------|

Bel Air / Biscayne / Caprice / Impala

| | | | | | |
|---------------------|-------|----------|--|------------------|-------------------|
| L6 3.8L | 54-62 | EJ-GM26B | | 264mm - 10 7/16" | 10D - 23.2 x 28.8 |
| L6 4.0L | 71-73 | EJ-GM28J | | 280mm - 11" | 10D - 23.2 x 28.8 |
| V8 4.3L | 55-56 | EJ-GM26B | | 264mm - 10 7/16" | 10D - 23.2 x 28.8 |
| V8 4.6L | 57-67 | EJ-GM26B | | 264mm - 10 7/16" | 10D - 23.2 x 28.8 |
| V8 5.0L (307") 4Vel | 68 | EJ-GM26B | | 264mm - 10 7/16" | 10D - 23.2 x 28.8 |
| V8 5.4L Versión 10" | 62-69 | EJ-GM26B | | 264mm - 10 7/16" | 10D - 23.2 x 28.8 |
| V8 5.4L Versión 11" | 62-69 | EJ-GM28J | | 280mm - 11" | 10D - 23.2 x 28.8 |
| V8 5.7L Versión 10" | 69-72 | EJ-GM26B | | 264mm - 10 7/16" | 10D - 23.2 x 28.8 |
| V8 5.7L Versión 11" | 69-72 | EJ-GM28J | | 280mm - 11" | 10D - 23.2 x 28.8 |
| V8 6.5L | 66-69 | EJ-GM28J | | 280mm - 11" | 10D - 23.2 x 28.8 |
| V8 6.7L Versión 10" | 61-65 | EJ-GM26B | | 264mm - 10 7/16" | 10D - 23.2 x 28.8 |
| V8 6.7L Versión 11" | 61-65 | EJ-GM28J | | 280mm - 11" | 10D - 23.2 x 28.8 |

Beretta

| | | | | | |
|---------|-------|----------|---|-----------------|-------------------|
| L4 2.0L | 87 | EJ-GM22E | | 215mm - 8 7/16" | 14D - 22.0 x 25.0 |
| L4 2.0L | 88-89 | EJ-GM22E | | 215mm - 8 7/16" | 14D - 22.0 x 25.0 |
| L4 2.2L | 90-92 | EJ-GM22E | | 215mm - 8 7/16" | 14D - 22.0 x 25.0 |
| L4 2.2L | 93-94 | EJ-GM22E | | 215mm - 8 7/16" | 14D - 22.0 x 25.0 |
| L4 2.2L | 95-96 | EJ-GM22B | X | 215mm - 8 7/16" | 14D - 22.0 x 25.0 |
| L4 2.3L | 90-92 | EJ-GM23A | | 232mm - 9 1/8" | 14D - 22.0 x 25.0 |
| L4 2.3L | 93-94 | EJ-GM23B | X | 232mm - 9 1/8" | 14D - 22.0 x 25.0 |
| V6 2.8L | 87 | EJ-GM23A | | 232mm - 9 1/8" | 14D - 22.0 x 25.0 |
| V6 2.8L | 87-88 | EJ-GM23A | | 232mm - 9 1/8" | 14D - 22.0 x 25.0 |
| V6 3.1L | 90-92 | EJ-GM23A | | 232mm - 9 1/8" | 14D - 22.0 x 25.0 |
| V6 3.1L | 93 | EJ-GM23B | X | 232mm - 9 1/8" | 14D - 22.0 x 25.0 |

Camaro / Z28

| | | | | | |
|--------------|-------|----------|--|------------------|-------------------|
| L4 2.5L 5Vel | 83-86 | EJ-GM23J | | 232mm - 9 1/8" | 14D - 22.0 x 25.0 |
| V6 2.8L | 83 | EJ-GM25C | | 245mm - 9 11/16" | 14D - 21.5 x 25.1 |
| V6 2.8L | 84 | EJ-GM25C | | 245mm - 9 11/16" | 14D - 21.5 x 25.1 |
| V6 2.8L | 84-89 | | | | |
| V6 2.8L | 85-89 | EJ-GM23J | | 232mm - 9 1/8" | 14D - 22.0 x 25.0 |
| V6 3.1L | 90-92 | EJ-GM23J | | 232mm - 9 1/8" | 14D - 22.0 x 25.0 |



DIÁMETRO CILINDRO ESCLAVO

DIÁMETRO CILINDRO MAESTRO

PRELLENADOS

COMENTARIOS

Continuación

Continuación

| | | | | | |
|-----------|-----------------|-----------|---------------|-----------------|--|
| EC-GM21F | | | HM-040001 | 15.8mm - 5/8" | |
| EC-GM21F | | | HM-040001 | 15.8mm - 5/8" | |
| EC-GM23K | | | HM-040001 | 15.8mm - 5/8" | |
| EC-GM23K | | | | | |
| HE-360000 | 31.7mm - 1 1/4" | | | | |
| HE-360000 | 31.7mm - 1 1/4" | HM-350030 | 22.2mm - 7/8" | | |
| HE-360000 | 31.7mm - 1 1/4" | HM-350030 | 22.2mm - 7/8" | | |
| HE-360000 | 31.7mm - 1 1/4" | HM-350061 | 22.2mm - 7/8" | | |
| EC-GM22B | | | HM-039929 | 17.8mm - 45/64" | |
| HE-360000 | 31.7mm - 1 1/4" | HM-350030 | 22.2mm - 7/8" | | |
| EC-GM23B | | | HM-039929 | 17.8mm - 45/64" | |
| HE-360002 | 31.7mm - 1 1/4" | | | | |
| HE-360002 | 31.7mm - 1 1/4" | HM-350030 | 22.2mm - 7/8" | | |
| HE-360000 | 31.7mm - 1 1/4" | HM-350030 | 22.2mm - 7/8" | | |
| EC-GM23B | | | HM-039929 | 17.8mm - 45/64" | |
| HE-037821 | 25.4mm - 1" | | | | |
| | | | HM-039838 | 19mm - 3/4" | |
| | | | HM-039838 | 19mm - 3/4" | |
| HE-037821 | 25.4mm - 1" | | | | |
| | | | HM-039838 | 19mm - 3/4" | |
| | | | HM-039838 | 19mm - 3/4" | |

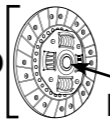
APLICACIÓN

01

NÚMERO DE PARTE

CSC

DIÁMETRO



ESTRIADO

CHEVROLET - AUTOMÓVIL

| Camaro / Z28 | | | | | |
|---------------------------------------------------------|-------|----------|---|-------------------|-------------------|
| V6 3.1L | 93-95 | | | | |
| V6 3.4L | 93-97 | | | | |
| V6 3.4L | 98 | | | | |
| V6 3.8L | 80-81 | EJ-GM26B | | 264mm - 10 7/16" | 10D - 23.2 x 28.8 |
| V6 3.8L | 93-97 | | | | |
| V6 3.8L | 98 | | | | |
| V6 4.1L | 79 | EJ-GM26B | | 264mm - 10 7/16" | 10D - 23.2 x 28.8 |
| V8 5.0L (302") Disco 10 dientes | 76-82 | EJ-GM26B | | 264mm - 10 7/16" | 10D - 23.2 x 28.8 |
| V8 5.0L (302") | 84-89 | | | | |
| V8 5.0L (302") Disco 26 dientes | 92 | EJ-GM26C | | 264mm - 10 7/16" | 26D - 26.6 x 29.6 |
| V8 5.1L (310") | 82-91 | EJ-GM26C | | 264mm - 10 7/16" | 26D - 26.6 x 29.6 |
| V8 5.7L (350") Versión 10" | 71-79 | EJ-GM26B | | 264mm - 10 7/16" | 10D - 23.2 x 28.8 |
| V8 5.7L (350") | 87-89 | | | | |
| V8 5.7L (350") | 93-95 | EJ-GM28B | | 280mm - 11" | 26D - 26.6 x 29.6 |
| V8 5.7L (350") | 96-98 | EJ-GM28B | | 280mm - 11" | 26D - 26.6 x 29.6 |
| V8 5.7L (350") (Incluye volante sólido) (Autoajustable) | 98-02 | EJ-GM30O | | 297mm - 11 11/16" | 26D - 26.65x30.2 |
| Cavalier | | | | | |
| L4 2.0L 5Vel | 83-84 | EJ-GM22E | | 215mm - 8 7/16" | 14D - 22.0 x 25.0 |
| L4 2.0L 4Vel | 85-87 | EJ-GM23C | | 232mm - 9 1/8" | 14D - 22.0 x 25.0 |
| L4 2.0L 5Vel | 85-86 | EJ-GM22E | | 215mm - 8 7/16" | 14D - 22.0 x 25.0 |
| L4 2.0L 4Vel | 88-89 | EJ-GM23C | | 232mm - 9 1/8" | 14D - 22.0 x 25.0 |
| L4 2.2L MPFI OHV | 90-94 | EJ-GM22E | | 215mm - 8 7/16" | 14D - 22.0 x 25.0 |
| L4 2.2L MPFI OHV 5Vel | 95-00 | EJ-GM22B | X | 215mm - 8 7/16" | 14D - 22.0 x 25.0 |
| L4 2.2L SFI OHV 5Vel | 00-04 | EJ-GM21D | X | 215mm - 8 7/16" | 14D - 22.0 x 25.0 |
| L4 2.2L MPFI DOHC Ecotec 5Vel | 02-05 | EJ-GM23M | X | 225mm - 8 7/8" | 14D - 22.0 x 25.0 |
| L4 2.3L DOHC 5Vel | 95 | EJ-GM23D | X | 225mm - 8 7/8" | 14D - 22.0 x 25.0 |
| L4 2.4L MPFI DOHC 5Vel | 95-00 | EJ-GM23D | X | 225mm - 8 7/8" | 14D - 22.0 x 25.0 |
| L4 2.4L MPFI DOHC 5Vel | 96 | EJ-GM23D | X | 225mm - 8 7/8" | 14D - 22.0 x 25.0 |
| L4 2.4L MPFI DOHC 5Vel | 00-02 | EJ-GM23L | X | 225mm - 8 7/8" | 14D - 22.0 x 25.0 |
| V6 2.8L 5Vel | 87-92 | EJ-GM23A | | 232mm - 9 1/8" | 14D - 22.0 x 25.0 |
| V6 2.8L MPFI 5Vel | 89-94 | | | | |
| V6 2.8L 5Vel | 93-94 | EJ-GM23B | X | 232mm - 9 1/8" | 14D - 22.0 x 25.0 |
| Cavalier Z-24 | | | | | |
| V6 2.4L MPFI 5Vel | 95-96 | EJ-GM23D | X | 225mm - 8 7/8" | 14D - 22.0 x 25.0 |
| V6 2.8L | 85-86 | EJ-GM23C | | 232mm - 9 1/8" | 14D - 22.0 x 25.0 |
| V6 3.1L MPFI 5Vel | 89-94 | | | | |
| V6 3.1L MPFI 5Vel | 92 | EJ-GM23A | | 232mm - 9 1/8" | 14D - 22.0 x 25.0 |
| V6 3.1L MPFI 5Vel | 93 | EJ-GM23B | X | 232mm - 9 1/8" | 14D - 22.0 x 25.0 |
| V6 3.1L MPFI 5Vel | 93-94 | EJ-GM23B | X | 232mm - 9 1/8" | 14D - 22.0 x 25.0 |
| Celebrity | | | | | |
| L4 2.5L | 84-86 | EJ-GM23C | | 232mm - 9 1/8" | 14D - 22.0 x 25.0 |
| L4 2.5L | 87-89 | | | | |
| V6 2.8L 4Vel | 82-86 | EJ-GM23C | | 232mm - 9 1/8" | 14D - 22.0 x 25.0 |
| V6 2.8L 5Vel | 87-89 | EJ-GM23A | | 232mm - 9 1/8" | 14D - 22.0 x 25.0 |
| V6 2.8L | 90-93 | | | | |
| V6 3.1L | 87-89 | | | | |
| Chevelle | | | | | |
| L4 2.4L | 97-99 | EJ-GM23D | X | 225mm - 8 7/8" | 14D - 22.0 x 25.0 |
| V6 3.2L (Versión "diafragma elevado") | 78-79 | EJ-GM26B | | 264mm - 10 7/16" | 10D - 23.2 x 28.8 |



DIÁMETRO CILINDRO ESCLAVO



DIÁMETRO CILINDRO MAESTRO

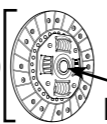
PRELLENADOS

COMENTARIOS

Continuación

Continuación

| | | | | | | |
|--|-----------|-----------------|-----------|-----------------|--|--|
| | HE-360052 | 25.4mm - 1" | HM-350014 | 19mm - 3/4" | | |
| | HE-360052 | 25.4mm - 1" | HM-350089 | 18.2mm - 23/32" | | |
| | | | HM-350125 | 19mm - 3/4" | | |
| | HE-360052 | 25.4mm - 1" | HM-350089 | 18.2mm - 23/32" | | |
| | | | HM-350125 | 19mm - 3/4" | | |
| | HE-037821 | 25.4mm - 1" | | | | |
| | HE-037821 | 25.4mm - 1" | HM-350014 | 19mm - 3/4" | | |
| | HE-360052 | 25.4mm - 1" | HM-350014 | 19mm - 3/4" | | |
| | | | HM-350089 | 18.2mm - 23/32" | | |
| | | | HM-350125 | 19mm - 3/4" | | |
| | | | | | | |
| | | | | | | |
| | | | HM-350026 | 22.2mm - 7/8" | | |
| | EC-GM22B | | | | | |
| | EC-GM23M | | HM-800048 | | | |
| | EC-GM23M | | | | | |
| | EC-GM22B | | HM-350080 | 18.2mm - 23/32" | | |
| | EC-GM22B | | | | | |
| | EC-GM22B | | HM-350080 | 18.2mm - 23/32" | | |
| | EC-GM23M | | HM-800048 | | | |
| | | | HM-350026 | 22.2mm - 7/8" | | |
| | HE-360000 | 31.7mm - 1 1/4" | | | | |
| | EC-GM23B | | HM-039929 | 17.8mm - 45/64" | | |
| | EC-GM22B | | | | | |
| | | | HM-350080 | 18.2mm - 23/32" | | |
| | HE-360000 | 31.7mm - 1 1/4" | HM-350026 | 22.2mm - 7/8" | | |
| | EC-GM23B | | HM-350028 | 22.2mm - 7/8" | | |
| | EC-GM23B | | HM-039929 | 17.8mm - 45/64" | | |
| | | | | | | |
| | HE-360002 | 31.7mm - 1 1/4" | | | | |
| | HE-360002 | 31.7mm - 1 1/4" | | | | |
| | HE-360000 | 31.7mm - 1 1/4" | | | | |
| | EC-GM22B | | | | | |

APLICACIÓN
01
NÚMERO DE PARTE
CSC
DIÁMETRO

ESTRIADO
CHEVROLET - AUTOMÓVIL
Chevelle

| | | | | | |
|----------------------------------------------|-------|----------|--|------------------|-------------------|
| V6 3.8L (Versión "diafragma elevado") | 78-79 | EJ-GM26B | | 264mm - 10 7/16" | 10D - 23.2 x 28.8 |
| L6 4.1L (250") | 71-73 | EJ-GM28J | | 280mm - 11" | 10D - 23.2 x 28.8 |
| V8 4.4L (267") | 79-80 | EJ-GM26B | | 264mm - 10 7/16" | 10D - 23.2 x 28.8 |
| V8 4.6L (283") | 64-67 | EJ-GM26B | | 264mm - 10 7/16" | 10D - 23.2 x 28.8 |
| V8 5.0L (305") | 76-81 | EJ-GM26B | | 264mm - 10 7/16" | 10D - 23.2 x 28.8 |
| V8 5.0L (307") | 68-73 | EJ-GM26B | | 264mm - 10 7/16" | 10D - 23.2 x 28.8 |
| V8 5.3L (327") | 64-69 | EJ-GM26B | | 264mm - 10 7/16" | 10D - 23.2 x 28.8 |
| V8 5.7L (350") Versión 10", Disco 10 dientes | 72-79 | EJ-GM26B | | 264mm - 10 7/16" | 10D - 23.2 x 28.8 |
| V8 5.7L (350") Versión 11", Disco 10 dientes | 67-70 | EJ-GM28J | | 280mm - 11" | 10D - 23.2 x 28.8 |
| V8 6.5L (400") | 70-72 | EJ-GM28J | | 280mm - 11" | 10D - 23.2 x 28.8 |
| V8 6.6L (402") Disco 10 dientes | 70-72 | EJ-GM28J | | 280mm - 11" | 10D - 23.2 x 28.8 |

Chevette

| | | | | | |
|----------------|-------|----------|--|-------------|-------------------|
| L4 1.8L Diesel | 81-86 | EJ-IS20A | | 254mm - 10" | 24D - 23.0 x 25.6 |
|----------------|-------|----------|--|-------------|-------------------|

Chevy

| | | | | | |
|-----------------------|-------|----------|--|----------------|-------------------|
| L4 1.6L TBI/MPFI 5Vel | 00-03 | EJ-GM20C | | 200mm - 7 7/8" | 14D - 15.8 x 18.7 |
|-----------------------|-------|----------|--|----------------|-------------------|

Chevy C2

| | | | | | |
|-------------------------------|-------|----------|--|----------------|-------------------|
| L4 1.6L (100HP) MPFI/SFI 5Vel | 04-10 | EJ-GM19A | | 190mm - 7 1/2" | 14D - 15.9 x 18.6 |
|-------------------------------|-------|----------|--|----------------|-------------------|

Chevy Joy

| | | | | | |
|-----------------------|-------|----------|--|----------------|-------------------|
| L4 1.4L TBI/MPFI 5Vel | 94-02 | EJ-GM19A | | 190mm - 7 1/2" | 14D - 15.9 x 18.6 |
|-----------------------|-------|----------|--|----------------|-------------------|

Chevy Monza

| | | | | | |
|-------------------|-------|----------|--|----------------|-------------------|
| L4 1.6L MPFI 5Vel | 96-10 | EJ-GM19A | | 190mm - 7 1/2" | 14D - 15.9 x 18.6 |
|-------------------|-------|----------|--|----------------|-------------------|

Chevy Pop

| | | | | | |
|-----------------------|-------|----------|--|----------------|-------------------|
| L4 1.4L TBI/MPFI 5Vel | 94-02 | EJ-GM19A | | 190mm - 7 1/2" | 14D - 15.9 x 18.6 |
|-----------------------|-------|----------|--|----------------|-------------------|

| | | | | | |
|-------------------|-------|----------|--|----------------|-------------------|
| L4 1.6L MPFI 5Vel | 04-10 | EJ-GM19A | | 190mm - 7 1/2" | 14D - 15.9 x 18.6 |
|-------------------|-------|----------|--|----------------|-------------------|

Chevy Sedán

| | | | | | |
|--------------------------|-------|----------|--|----------------|-------------------|
| L4 1.6L (100HP) SFI 5Vel | 09-10 | EJ-GM19A | | 190mm - 7 1/2" | 14D - 15.9 x 18.6 |
|--------------------------|-------|----------|--|----------------|-------------------|

Chevy Station Wagon

| | | | | | |
|-------------------|-------|----------|--|----------------|-------------------|
| L4 1.6L MPFI 5Vel | 99-03 | EJ-GM20C | | 200mm - 7 7/8" | 14D - 15.8 x 18.7 |
|-------------------|-------|----------|--|----------------|-------------------|

Chevy Swing

| | | | | | |
|-----------------------|-------|----------|--|----------------|-------------------|
| L4 1.6L TBI/MPFI 5Vel | 96-03 | EJ-GM19A | | 190mm - 7 1/2" | 14D - 15.9 x 18.6 |
|-----------------------|-------|----------|--|----------------|-------------------|

Chevy II / Nova

| | | | | | |
|----------------------------------------------|-------|----------|--|------------------|-------------------|
| L4 1.6L | 85-88 | | | | |
| L6 4.1L (250") | 79 | EJ-GM26B | | 264mm - 10 7/16" | 10D - 23.2 x 28.8 |
| V8 4.6L (283") | 64-67 | EJ-GM26B | | 264mm - 10 7/16" | 10D - 23.2 x 28.8 |
| V8 5.0L (305") | 76-79 | EJ-GM26B | | 264mm - 10 7/16" | 10D - 23.2 x 28.8 |
| V8 5.0L (307") | 68-73 | EJ-GM26B | | 264mm - 10 7/16" | 10D - 23.2 x 28.8 |
| V8 5.3L (327") | 64-68 | EJ-GM26B | | 264mm - 10 7/16" | 10D - 23.2 x 28.8 |
| V8 5.7L (350") Versión 10", Disco 10 dientes | 68-79 | EJ-GM26B | | 264mm - 10 7/16" | 10D - 23.2 x 28.8 |
| V8 5.7L (350") Versión 11", Disco 10 dientes | 68-74 | EJ-GM28J | | 280mm - 11" | 10D - 23.2 x 28.8 |
| V8 6.5L (396") | 68-69 | EJ-GM28J | | 280mm - 11" | 10D - 23.2 x 28.8 |

Citation / X-11

| | | | | | |
|----------------|-------|----------|--|----------------|-------------------|
| L4 2.5L | 80-85 | EJ-GM23C | | 232mm - 9 1/8" | 14D - 22.0 x 25.0 |
| V6 2.8L 4/5Vel | 82-86 | EJ-GM23C | | 232mm - 9 1/8" | 14D - 22.0 x 25.0 |

Cobalt

| | | | | | |
|---------|-------|----------|--|----------------|------------|
| L4 2.2L | 05-09 | EJ-GM23P | | 225mm - 8 7/8" | 14D - 23.8 |
| L4 2.4L | 06-08 | EJ-GM23P | | 225mm - 8 7/8" | 14D - 23.8 |

Corsa

| | | | | | |
|-----------------------|-------|----------|---|-----------------|-------------------|
| L4 1.4L DOHC 5Vel | 02-03 | EJ-GM20D | X | 200mm - 7 7/8" | 14D - 15.8 x 18.7 |
| L4 1.8L MPFI OHC 5Vel | 03-09 | EJ-GM21F | X | 205mm - 8 1/16" | 14D - 15.7 x 18.7 |


DIÁMETRO CILINDRO ESCLAVO

DIÁMETRO CILINDRO MAESTRO
PRELLENADOS
COMENTARIOS

Continuación

Continuación

HE-037701

20.6mm - 13/16"

HM-039315

15.8mm - 5/8"

EC-GM20D

HM-040002

EC-GM21F



CHEVROLET - AUTOMÓVIL

| Modelo | CSC | Número de Parte | Diámetro | Estriado |
|-------------------------------------------------------------------|-----|-----------------|-------------------|-------------------|
| Corsica | | | | |
| L4 2.0L | | EJ-GM22E | 215mm - 8 7/16" | 14D - 22.0 x 25.0 |
| L4 2.0L Hasta número VIN 500000 | | EJ-GM22E | 215mm - 8 7/16" | 14D - 22.0 x 25.0 |
| L4 2.2L | | EJ-GM22E | 215mm - 8 7/16" | 14D - 22.0 x 25.0 |
| L4 2.2L | | EJ-GM22E | 215mm - 8 7/16" | 14D - 22.0 x 25.0 |
| L4 2.2L | X | EJ-GM22B | 215mm - 8 7/16" | 14D - 22.0 x 25.0 |
| L4 2.3L | | EJ-GM23A | 232mm - 9 1/8" | 14D - 22.0 x 25.0 |
| L4 2.3L | X | EJ-GM23B | 232mm - 9 1/8" | 14D - 22.0 x 25.0 |
| V6 2.8L | | EJ-GM23A | 232mm - 9 1/8" | 14D - 22.0 x 25.0 |
| V6 2.8L | | EJ-GM23A | 232mm - 9 1/8" | 14D - 22.0 x 25.0 |
| V6 3.1L | | EJ-GM23A | 232mm - 9 1/8" | 14D - 22.0 x 25.0 |
| V6 3.1L | X | EJ-GM23B | 232mm - 9 1/8" | 14D - 22.0 x 25.0 |
| Corvette | | | | |
| V8 5.3L (327") Versión 10" | | EJ-GM26B | 264mm - 10 7/16" | 10D - 23.2 x 28.8 |
| V8 5.7L (350") Versión 10", Disco 10 dientes | | EJ-GM26B | 264mm - 10 7/16" | 10D - 23.2 x 28.8 |
| V8 5.7L (350") Versión 11", Disco 10 dientes | | EJ-GM28J | 280mm - 11" | 10D - 23.2 x 28.8 |
| V8 5.7L (350") Versión 10", Disco 10 dientes | | EJ-GM26B | 264mm - 10 7/16" | 10D - 23.2 x 28.8 |
| V8 5.7L (350") Versión 10", Disco 26 dientes | | EJ-GM26C | 264mm - 10 7/16" | 26D - 26.6 x 29.6 |
| V8 5.7L (350") Versión 11", Disco 10 dientes | | EJ-GM28J | 280mm - 11" | 10D - 23.2 x 28.8 |
| V8 5.7L (350") OHV | | EJ-GM26C | 264mm - 10 7/16" | 26D - 26.6 x 29.6 |
| V8 5.7L (350") | | | | |
| V8 5.7L (350") MPFI 6Vel (Incluye Volante Sólido) (Autoajustable) | | EJ-GM300 | 297mm - 11 11/16" | 26D - 26.65x30.2 |
| V8 7.0L (427") Versión 10" | | EJ-GM26B | 264mm - 10 7/16" | 10D - 23.2 x 28.8 |
| V8 7.0L (427") Versión 11" | | EJ-GM28J | 280mm - 11" | 10D - 23.2 x 28.8 |
| Cutlass | | | | |
| L4 2.5L | | | | |
| V6 2.8L 5Vel | | EJ-GM23A | 232mm - 9 1/8" | 14D - 22.0 x 25.0 |
| V6 3.1L | | | | |
| Cutlass Eurosport | | | | |
| V6 2.8L 5Vel | | EJ-GM23A | 232mm - 9 1/8" | 14D - 22.0 x 25.0 |
| V6 3.1L | | | | |
| HHR | | | | |
| L4 2.4L | | EJ-GM23P | 225mm - 8 7/8" | 14D - 23.8 |
| Malibu | | | | |
| L4 2.4L | X | EJ-GM23D | 225mm - 8 7/8" | 14D - 22.0 x 25.0 |
| V6 3.2L (Versión "diafragma elevado") | | EJ-GM26B | 264mm - 10 7/16" | 10D - 23.2 x 28.8 |
| V6 3.8L (Versión "diafragma elevado") | | EJ-GM26B | 264mm - 10 7/16" | 10D - 23.2 x 28.8 |
| L6 4.1L (250") | | EJ-GM28J | 280mm - 11" | 10D - 23.2 x 28.8 |
| V8 4.4L (267") | | EJ-GM26B | 264mm - 10 7/16" | 10D - 23.2 x 28.8 |
| V8 4.6L (283") | | EJ-GM26B | 264mm - 10 7/16" | 10D - 23.2 x 28.8 |
| V8 5.0L (305") | | EJ-GM26B | 264mm - 10 7/16" | 10D - 23.2 x 28.8 |
| V8 5.0L (307") | | EJ-GM26B | 264mm - 10 7/16" | 10D - 23.2 x 28.8 |
| V8 5.3L (327") | | EJ-GM26B | 264mm - 10 7/16" | 10D - 23.2 x 28.8 |
| V8 5.7L (350") Versión 10", Disco 10 dientes | | EJ-GM26B | 264mm - 10 7/16" | 10D - 23.2 x 28.8 |
| V8 5.7L (350") Versión 11", Disco 10 dientes | | EJ-GM28J | 280mm - 11" | 10D - 23.2 x 28.8 |
| V8 6.5L (400") | | EJ-GM28J | 280mm - 11" | 10D - 23.2 x 28.8 |
| V8 6.6L (402") Disco 10 dientes | | EJ-GM28J | 280mm - 11" | 10D - 23.2 x 28.8 |
| Matiz | | | | |
| L4 1.0L 5Vel | | EJ-GM19D | 180mm - 7 1/16" | 18D - 17.0 x 19.0 |



DIÁMETRO CILINDRO ESCLAVO



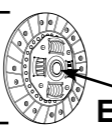
DIÁMETRO CILINDRO MAESTRO

PRELLENADOS

COMENTARIOS

Continuación

| Modelo | Diámetro Cilindro Esclavo | Diámetro Cilindro Maestro | Prellenados | Comentarios |
|----------|---------------------------|---------------------------|-------------|-----------------|
| | HE-360000 | 31.7mm - 1 1/4" | | |
| | HE-360000 | 31.7mm - 1 1/4" | HM-350030 | 22.2mm - 7/8" |
| | HE-360000 | 31.7mm - 1 1/4" | HM-350030 | 22.2mm - 7/8" |
| | HE-360000 | 31.7mm - 1 1/4" | | |
| EC-GM22B | | | HM-039929 | 17.8mm - 45/64" |
| | HE-360000 | 31.7mm - 1 1/4" | HM-350030 | 22.2mm - 7/8" |
| EC-GM23B | | | HM-039929 | 17.8mm - 45/64" |
| | HE-360002 | 31.7mm - 1 1/4" | | |
| | HE-360002 | 31.7mm - 1 1/4" | HM-350030 | 22.2mm - 7/8" |
| | HE-360000 | 31.7mm - 1 1/4" | HM-350030 | 22.2mm - 7/8" |
| EC-GM23B | | | HM-039929 | 17.8mm - 45/64" |
| | | | | |
| | | | HM-039763 | 17.8mm - 45/64" |
| | | | HM-350125 | 19mm - 3/4" |
| | | | | |
| | HE-360002 | 31.7mm - 1 1/4" | | |
| | HE-360002 | 31.7mm - 1 1/4" | | |
| | HE-360000 | 31.7mm - 1 1/4" | | |
| | | | | |
| | HE-360002 | 31.7mm - 1 1/4" | | |
| | HE-360000 | 31.7mm - 1 1/4" | | |
| | | | | |
| EC-GM22B | | | | |



CHEVROLET / GMC - PICK-UP / CAMIONETA

| Modelo | Año | Código | CSC | Diámetro | Estriado |
|------------------------------------|-------|-----------|-----|-----------------|-------------------|
| Blazer | | | | | |
| V6 4.3L (260") | 96-98 | EJ-GM28C3 | X | 280mm - 11" | 10D - 23.2 x 28.8 |
| V8 4.8L (292") | 87-91 | | | | |
| V8 4.8L (292") 5to dígito VIN: "C" | 88-89 | | | | |
| V8 5.0L (302") | 80-84 | EJ-GM30L | | 302mm - 11 7/8" | 10D - 23.2 x 28.8 |
| V8 5.0L (302") | 87-91 | | | | |
| V8 5.0L (302") | 91-95 | EJ-GM28E | | 280mm - 11" | 10D - 23.2 x 28.8 |
| V8 5.0L (302") | 91-95 | EJ-GM28E | | 280mm - 11" | 10D - 23.2 x 28.8 |
| V8 5.7L (350") | 69-91 | EJ-GM30L | | 302mm - 11 7/8" | 10D - 23.2 x 28.8 |
| V8 6.2 (381") Diesel | 82-93 | EJ-GM31D | | 302mm - 11 7/8" | 10D - 23.5 x 29 |
| V8 7.4L (454") | 73-91 | EJ-GM30L | | 302mm - 11 7/8" | 10D - 23.2 x 28.8 |
| V8 7.4L (454") | 87-91 | EJ-GM30L | | 302mm - 11 7/8" | 10D - 23.2 x 28.8 |
| V8 7.4L (454") | 91-95 | EJ-GM31D | | 302mm - 11 7/8" | 10D - 23.5 x 29 |
| C-10 | | | | | |
| L6 4.1L (250") | 79-84 | EJ-GM30L | | 302mm - 11 7/8" | 10D - 23.2 x 28.8 |
| V6 4.3L (260") | 96-00 | | | | |
| L6 4.8L (292") 4Vel | 70-86 | EJ-GM30B | | 302mm - 11 7/8" | 10D - 23.2 x 28.8 |
| L6 4.8L (292") 4Vel | 63-95 | EJ-GM28J | | 280mm - 11" | 10D - 23.2 x 28.8 |
| L6 4.8L (292") 4Vel | 96-97 | EJ-GM28J | | 280mm - 11" | 10D - 23.2 x 28.8 |
| V8 4.8L (292") | 88-89 | | | | |
| V8 5.0L (302") | 80-84 | EJ-GM30L | | 302mm - 11 7/8" | 10D - 23.2 x 28.8 |
| V8 5.7L (350") | 69-91 | EJ-GM30L | | 302mm - 11 7/8" | 10D - 23.2 x 28.8 |
| V8 7.4L (454") | 73-91 | EJ-GM30L | | 302mm - 11 7/8" | 10D - 23.2 x 28.8 |
| C-15 Custom | | | | | |
| V6 4.3L (260") | 96-00 | | | | |
| L6 4.8L (292") | 70-86 | EJ-GM30B | | 302mm - 11 7/8" | 10D - 23.2 x 28.8 |
| L6 4.8L (292") 4Vel | 87-93 | EJ-GM28J | | 280mm - 11" | 10D - 23.2 x 28.8 |
| V8 5.7L (350") TBI 4Vel | 87-95 | EJ-GM30B | | 302mm - 11 7/8" | 10D - 23.2 x 28.8 |
| V8 5.7L (350") TBI 4Vel | 96-97 | EJ-GM30B | | 302mm - 11 7/8" | 10D - 23.2 x 28.8 |
| C-20 | | | | | |
| L6 4.1L (250") | 79-84 | EJ-GM30L | | 302mm - 11 7/8" | 10D - 23.2 x 28.8 |
| V6 4.3L (260") | 96-00 | | | | |
| V8 5.0L (302") | 80-84 | EJ-GM30L | | 302mm - 11 7/8" | 10D - 23.2 x 28.8 |
| V8 5.7L (350") | 69-91 | EJ-GM30L | | 302mm - 11 7/8" | 10D - 23.2 x 28.8 |
| V8 7.4L (454") | 73-91 | EJ-GM30L | | 302mm - 11 7/8" | 10D - 23.2 x 28.8 |
| C-20 Hunter | | | | | |
| V8 5.7L (350") 4Vel | 87-93 | EJ-GM30B | | 302mm - 11 7/8" | 10D - 23.2 x 28.8 |
| C-30 | | | | | |
| L6 4.1L (250") | 79-84 | EJ-GM30L | | 302mm - 11 7/8" | 10D - 23.2 x 28.8 |
| V6 4.3L (260") | 96-00 | | | | |
| V8 5.0L (302") | 70-86 | EJ-GM30B | | 302mm - 11 7/8" | 10D - 23.2 x 28.8 |
| V8 5.0L (302") | 80-84 | EJ-GM30L | | 302mm - 11 7/8" | 10D - 23.2 x 28.8 |
| V8 5.7L (350") | 69-91 | EJ-GM30L | | 302mm - 11 7/8" | 10D - 23.2 x 28.8 |
| V8 7.4L (454") | 73-91 | EJ-GM30L | | 302mm - 11 7/8" | 10D - 23.2 x 28.8 |
| C-30 Custom | | | | | |
| L6 4.8L (292") 4Vel | 63-86 | EJ-GM28J | | 280mm - 11" | 10D - 23.2 x 28.8 |
| L6 4.8L (292") 4Vel | 70-86 | EJ-GM30B | | 302mm - 11 7/8" | 10D - 23.2 x 28.8 |
| C-35 Custom | | | | | |
| V6 4.3L (260") | 96-00 | | | | |
| L6 4.8L (292") 4Vel | 87-91 | EJ-GM28J | | 280mm - 11" | 10D - 23.2 x 28.8 |



DIÁMETRO CILINDRO ESCLAVO



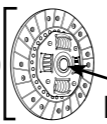
DIÁMETRO CILINDRO MAESTRO

PRELLENADOS

COMENTARIOS

EC-GM31A3

| Modelo | Año | Código | Diámetro | Estriado | Prellenados | Comentarios |
|--------------|-----------|-----------------|-----------------|-----------------|-------------|-------------|
| Continuación | | | | | | |
| Continuación | | | | | | |
| EC-GM31A3 | | | | | | |
| | | HM-350088 | 18.2mm - 23/32" | | | |
| | | HM-039715 | 17.8mm - 45/64" | | | |
| | HE-037815 | 20.6mm - 13/16" | | | | |
| | | | | | | |
| | HE-037791 | 20.6mm - 13/16" | HM-039732 | 17.8mm - 45/64" | | |
| | | | HM-039732 | 17.8mm - 45/64" | | |
| | HE-037815 | 20.6mm - 13/16" | | | | |
| | | | | | | |
| | HE-037791 | 20.6mm - 13/16" | HM-039732 | 17.8mm - 45/64" | | |
| | HE-037815 | 20.6mm - 13/16" | | | | |
| | | | | | | |
| | | | HM-350088 | 18.2mm - 23/32" | | |
| | HE-360027 | 20.6mm - 13/16" | HM-350182 | 18.2mm - 23/32" | HJ-000860 | |
| | | | | | | |
| | HE-037815 | 20.6mm - 13/16" | | | | |
| | | | | | | |
| | | | HM-350088 | 18.2mm - 23/32" | | |
| | HE-360027 | 20.6mm - 13/16" | HM-350182 | 18.2mm - 23/32" | HJ-000860 | |
| | | | | | | |
| | HE-360027 | 20.6mm - 13/16" | HM-350182 | 18.2mm - 23/32" | HJ-000860 | |
| | | | | | | |
| | | | HM-350088 | 18.2mm - 23/32" | | |
| | | | | | | |
| | HE-360027 | 20.6mm - 13/16" | HM-350182 | 18.2mm - 23/32" | HJ-000860 | |
| | | | | | | |
| | | | HM-350088 | 18.2mm - 23/32" | | |
| | HE-360027 | 20.6mm - 13/16" | HM-350182 | 18.2mm - 23/32" | HJ-000860 | |



CHEVROLET / GMC - PICK-UP / CAMIONETA

| Modelo | Año | Código | CSC | Diámetro | Medida |
|-------------------------------------------------------------------------------|-------|------------|-----|-------------------|-------------------|
| C-2500 Silverado SLX | | | | | |
| V8 6.6L (402") | 01-06 | | | | |
| V8 8.1L (492") HD Silverado | 06 | | | | |
| C-2500 Suburban | | | | | |
| V8 5.7L (350") 4Vel | 87-91 | EJ-GM30B | | 302mm - 11 7/8" | 10D - 23.2 x 28.8 |
| V8 5.7L (350") 4Vel | 96-98 | EJ-GM30B | | 302mm - 11 7/8" | 10D - 23.2 x 28.8 |
| C-3500 | | | | | |
| L6 4.1L (250") | 79-84 | EJ-GM30L | | 302mm - 11 7/8" | 10D - 23.2 x 28.8 |
| V8 5.0L (302") | 80-84 | EJ-GM30L | | 302mm - 11 7/8" | 10D - 23.2 x 28.8 |
| V8 5.7L (350") | 69-91 | EJ-GM30L | | 302mm - 11 7/8" | 10D - 23.2 x 28.8 |
| V8 5.7L (350") L Y LM, TBI 4Vel | 92-95 | EJ-GM30B | | 302mm - 11 7/8" | 10D - 23.2 x 28.8 |
| V8 5.7L (350") L Y LM TBI 4Vel | 96-98 | EJ-GM30B | | 302mm - 11 7/8" | 10D - 23.2 x 28.8 |
| V8 5.7L (350") TBI 4Vel (Con balero p/CSC) | 99-02 | EJ-GM30E | | 300mm - 11 13/16" | 10D - 23.2 x 28.8 |
| V8 5.7L (350") TBI 4Vel | 99-02 | EJ-GM30E3 | X | 300mm - 11 13/16" | 10D - 23.2 x 28.8 |
| V8 5.7L (350") SCPI 5Vel (Con balero p/CSC) (Autoajustable) | 01-05 | EJ-GM30F | | 297mm - 11 11/16" | 10D - 1 1/8" |
| V8 5.7L (350") Vortec, SCPI 5Vel (Autoajustable) | 01-05 | EJ-GM30F3 | X | 297mm - 11 11/16" | 10D - 1 1/8" |
| V8 5.7L (350") Vortec SCPI 5Vel (Con balero p/CSC) (Versión NO-Autoajustable) | 01-05 | EJ-GM30FE | | 296mm - 11 5/8" | 10D - 1 1/8" |
| V8 5.7L (350") Vortec SCPI 5Vel (Versión NO-Autoajustable) | 01-05 | EJ-GM30FE3 | X | 296mm - 11 5/8" | 10D - 1 1/8" |
| V8 5.7L (350") Vortec SCPI 5Vel Transm TDET-1361 (Autoajustable) | 01-06 | EJ-GM30H | X | 298mm - 11 3/4" | 10D - 1 1/8" |
| V8 5.7L (350") Vortec SCPI, 5Vel Transm TDET-1361 (Versión NO-Autoajustable) | 01-06 | EJ-GM30HE | X | 298mm - 11 3/4" | 10D - 1 1/8" |
| V8 7.4L (454") HD SFI Vortec New Venture 4500, 5Vel (Con balero p/CSC) | 97-00 | EJ-GM31A | | 300mm - 11 13/16" | 10D - 23.2 x 28.8 |
| V8 7.4L (454") HD SFI Vortec New Venture 4500 5Vel | 97-00 | EJ-GM31A3 | X | 300mm - 11 13/16" | 10D - 23.2 x 28.8 |
| V8 8.1L (492") HD Silverado SFI Vortec (Autoajustable) | 01-05 | EJ-GM30G3 | X | 298mm - 11 3/4" | 10D - 25.8 x 31.8 |
| C-3500 Custom | | | | | |
| V8 5.7L (350") TBI 4Vel | 92-95 | EJ-GM30B | | 302mm - 11 7/8" | 10D - 23.2 x 28.8 |
| V8 5.7L (350") TBI 4Vel | 96-98 | EJ-GM30B | | 302mm - 11 7/8" | 10D - 23.2 x 28.8 |
| C-3500 HD | | | | | |
| V8 7.4L (454") Vortec Transm New Venture 4500 (Con balero p/CSC) | 97-00 | EJ-GM31A | | 300mm - 11 13/16" | 10D - 23.2 x 28.8 |
| V8 7.4L (454") Vortec Transm New Venture 4500 | 97-00 | EJ-GM31A3 | X | 300mm - 11 13/16" | 10D - 23.2 x 28.8 |
| C-3500 HD Silverado | | | | | |
| V8 5.7L (350") SFI Vortec | 01-06 | EJ-GM30G3 | X | 298mm - 11 3/4" | 10D - 25.8 x 31.8 |
| V8 6.6L (402") | 01-06 | | | | |
| V8 8.1L (492") Vortec SFI 5Vel (Autoajustable) | 01-05 | EJ-GM30G3 | X | 298mm - 11 3/4" | 10D - 25.8 x 31.8 |
| C-4000 | | | | | |
| V8 5.7L (350") 4Vel (Con balero p/CSC) | 96-00 | EJ-GM30J | | 300mm - 11 13/16" | 10D - 23.2 x 28.8 |
| V8 5.7L (350") 4Vel | 96-00 | EJ-GM30J3 | X | 300mm - 11 13/16" | 10D - 23.2 x 28.8 |
| Chevy Pick-Up | | | | | |
| L4 1.6L MPFI 5Vel | 99-03 | EJ-GM20C | | 200mm - 7 7/8" | 14D - 15.8 x 18.7 |
| Cheyenne | | | | | |
| L6 4.8L (292") 4Vel | 63-91 | EJ-GM28J | | 280mm - 11" | 10D - 23.2 x 28.8 |
| L6 4.8L (292") 4Vel | 70-86 | EJ-GM30B | | 302mm - 11 7/8" | 10D - 23.2 x 28.8 |
| V8 5.7L (350") 4Vel | 87-93 | EJ-GM30B | | 302mm - 11 7/8" | 10D - 23.2 x 28.8 |
| V8 5.7L (350") TBI 4Vel | 92-98 | EJ-GM30B | | 302mm - 11 7/8" | 10D - 23.2 x 28.8 |
| Cheyenne Custom | | | | | |
| V8 5.7L (350") 4Vel | 87-93 | EJ-GM30B | | 302mm - 11 7/8" | 10D - 23.2 x 28.8 |



Continuación

Continuación

| Modelo | Año | Código | CSC | Diámetro | Medida | Prellenados | Comentarios |
|--------|-----|-----------|-----|-----------------|--------|-------------|---------------------------|
| | | | | | | HM-800017 | |
| | | | | | | HM-800017 | |
| | | HE-360027 | | 20.6mm - 13/16" | | HM-350182 | 18.2mm - 23/32" HJ-000860 |
| | | | | | | | |
| | | HE-360027 | | 20.6mm - 13/16" | | HM-350182 | 18.2mm - 23/32" HJ-000860 |
| | | | | | | | |
| | | EC-GM31A3 | | | | | |
| | | | | | | | |
| | | EC-GM31A3 | | | | | |
| | | | | | | | |
| | | EC-GM31A3 | | | | | |
| | | | | | | | |
| | | EC-GM30H | | | | | |
| | | | | | | | |
| | | EC-GM30H | | | | | |
| | | | | | | | |
| | | EC-GM31A3 | | | | | |
| | | EC-GM30G3 | | | | | |
| | | | | | | | |
| | | HE-360027 | | 20.6mm - 13/16" | | HM-350182 | 18.2mm - 23/32" HJ-000860 |
| | | | | | | | |
| | | | | | | | |
| | | EC-GM31A3 | | | | | |
| | | | | | | | |
| | | EC-GM30G3 | | | | | |
| | | | | | | HM-800017 | |
| | | EC-GM30G3 | | | | HM-800017 | |
| | | | | | | | |
| | | | | | | HM-350172 | 18.2mm - 23/32" |
| | | EC-GM31A3 | | | | HM-350172 | 18.2mm - 23/32" |



CHEVROLET / GMC - PICK-UP / CAMIONETA

| G-10 | | | | | |
|-----------------------------------|-------|-----------|---|------------------|-------------------|
| L6 4.1L (250") | 79-84 | EJ-GM30L | | 302mm - 11 7/8" | 10D - 23.2 x 28.8 |
| V8 5.0L (302") | 81-84 | EJ-GM30L | | 302mm - 11 7/8" | 10D - 23.2 x 28.8 |
| V8 5.7L (350") | 72-84 | EJ-GM30L | | 302mm - 11 7/8" | 10D - 23.2 x 28.8 |
| V8 7.4L (454") | 73-84 | EJ-GM30L | | 302mm - 11 7/8" | 10D - 23.2 x 28.8 |
| G-20 | | | | | |
| L6 4.1L (250") | 79-84 | EJ-GM30L | | 302mm - 11 7/8" | 10D - 23.2 x 28.8 |
| V8 5.0L (302") | 81-84 | EJ-GM30L | | 302mm - 11 7/8" | 10D - 23.2 x 28.8 |
| V8 5.7L (350") | 72-84 | EJ-GM30L | | 302mm - 11 7/8" | 10D - 23.2 x 28.8 |
| V8 7.4L (454") | 73-84 | EJ-GM30L | | 302mm - 11 7/8" | 10D - 23.2 x 28.8 |
| G-30 | | | | | |
| L6 4.1L (250") | 79-84 | EJ-GM30L | | 302mm - 11 7/8" | 10D - 23.2 x 28.8 |
| V8 5.0L (302") | 81-84 | EJ-GM30L | | 302mm - 11 7/8" | 10D - 23.2 x 28.8 |
| V8 5.7L (350") | 72-84 | EJ-GM30L | | 302mm - 11 7/8" | 10D - 23.2 x 28.8 |
| V8 7.4L (454") | 73-84 | EJ-GM30L | | 302mm - 11 7/8" | 10D - 23.2 x 28.8 |
| G-1500 | | | | | |
| L6 4.1L (250") | 79-84 | EJ-GM30L | | 302mm - 11 7/8" | 10D - 23.2 x 28.8 |
| V8 5.0L (302") | 81-84 | EJ-GM30L | | 302mm - 11 7/8" | 10D - 23.2 x 28.8 |
| V8 5.7L (350") | 72-84 | EJ-GM30L | | 302mm - 11 7/8" | 10D - 23.2 x 28.8 |
| V8 7.4L (454") | 73-84 | EJ-GM30L | | 302mm - 11 7/8" | 10D - 23.2 x 28.8 |
| G-2500 | | | | | |
| L6 4.1L (250") | 79-84 | EJ-GM30L | | 302mm - 11 7/8" | 10D - 23.2 x 28.8 |
| V8 5.0L (302") | 81-84 | EJ-GM30L | | 302mm - 11 7/8" | 10D - 23.2 x 28.8 |
| V8 5.7L (350") | 72-84 | EJ-GM30L | | 302mm - 11 7/8" | 10D - 23.2 x 28.8 |
| V8 7.4L (454") | 73-84 | EJ-GM30L | | 302mm - 11 7/8" | 10D - 23.2 x 28.8 |
| G-3500 | | | | | |
| L6 4.1L (250") | 79-84 | EJ-GM30L | | 302mm - 11 7/8" | 10D - 23.2 x 28.8 |
| V8 5.0L (302") | 81-84 | EJ-GM30L | | 302mm - 11 7/8" | 10D - 23.2 x 28.8 |
| V8 5.7L (350") | 72-84 | EJ-GM30L | | 302mm - 11 7/8" | 10D - 23.2 x 28.8 |
| V8 7.4L (454") | 73-84 | EJ-GM30L | | 302mm - 11 7/8" | 10D - 23.2 x 28.8 |
| Jimmy | | | | | |
| L4 2.0L | 83-84 | EJ-GM23E | | 232mm - 9 1/8" | 14D - 22.0 x 25.0 |
| L4 2.2L | 87-91 | | | | |
| L4 2.5L | 85-90 | EJ-GM23E | | 232mm - 9 1/8" | 14D - 22.0 x 25.0 |
| L4 2.5L | 85-93 | EJ-GM23E | | 232mm - 9 1/8" | 14D - 22.0 x 25.0 |
| L4 2.5L | 91-93 | EJ-GM23E | | 232mm - 9 1/8" | 14D - 22.0 x 25.0 |
| V6 2.8L | 83 | EJ-GM25C | | 245mm - 9 11/16" | 14D - 21.5 x 25.1 |
| V6 2.8L | 84 | EJ-GM25C | | 245mm - 9 11/16" | 14D - 21.5 x 25.1 |
| V6 2.8L | 85-93 | EJ-GM23E | | 232mm - 9 1/8" | 14D - 22.0 x 25.0 |
| V6 2.8L | 91-94 | | | | |
| L6 4.1L (250") | 79-84 | EJ-GM30L | | 302mm - 11 7/8" | 10D - 23.2 x 28.8 |
| V6 4.3L (261") | 85-93 | EJ-GM28D | | 280mm - 11" | 10D - 23.2 x 28.8 |
| V6 4.3L (261") | 91-95 | EJ-GM28B | | 280mm - 11" | 26D - 26.6 x 29.6 |
| V6 4.3L (260") | 91-95 | EJ-GM28E | | 280mm - 11" | 10D - 23.2 x 28.8 |
| V6 4.3L (260") | 91-95 | EJ-GM28E | | 280mm - 11" | 10D - 23.2 x 28.8 |
| V6 4.3L (260") (Con balero p/CSC) | 96-98 | EJ-GM28C | | 280mm - 11" | 10D - 23.2 x 28.8 |
| V6 4.3L (260") | 96-98 | EJ-GM28C3 | X | 280mm - 11" | 10D - 23.2 x 28.8 |
| V8 5.0L (302") | 80-84 | EJ-GM30L | | 302mm - 11 7/8" | 10D - 23.2 x 28.8 |
| V8 5.0L (302") | 85-90 | | | | |
| V8 5.0L (302") | 91-95 | EJ-GM28E | | 280mm - 11" | 10D - 23.2 x 28.8 |



DIÁMETRO CILINDRO ESCLAVO



DIÁMETRO CILINDRO MAESTRO

PRELLENADOS

COMENTARIOS

Continuación

| | | | | | |
|-----------|-----------|-----------------|-----------|-----------------|-----------|
| | HE-037728 | 20.6mm - 13/16" | HM-039715 | 17.8mm - 45/64" | |
| | | | HM-039715 | 17.8mm - 45/64" | |
| | HE-037728 | 20.6mm - 13/16" | | | |
| | HE-360049 | 21mm - 53/64" | HM-350038 | 22.2mm - 7/8" | HJ-009003 |
| | | | | | |
| | HE-037728 | 20.6mm - 13/16" | HM-039715 | 17.8mm - 45/64" | |
| | HE-360049 | 21mm - 53/64" | HM-350038 | 22.2mm - 7/8" | HJ-009003 |
| | | | | | |
| | | | HM-039732 | 17.8mm - 45/64" | |
| | | | | | |
| | HE-360005 | 21mm - 53/64" | | | |
| | | | HM-350088 | 18.2mm - 23/32" | |
| EC-GM31A3 | | | HM-350088 | 18.2mm - 23/32" | |
| | HE-037791 | 20.6mm - 13/16" | HM-039732 | 17.8mm - 45/64" | |



CHEVROLET / GMC - PICK-UP / CAMIONETA

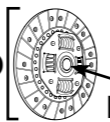
| Modelo | Año | Código de Parte | CSC | Diámetro | Medida |
|-------------------------------------------|-------|-----------------|-----|-----------------|-------------------|
| Jimmy | | | | | |
| V8 5.7L (350") | 69-84 | EJ-GM30L | | 302mm - 11 7/8" | 10D - 23.2 x 28.8 |
| V8 5.7L (350") | 85-91 | EJ-GM30L | | 302mm - 11 7/8" | 10D - 23.2 x 28.8 |
| V8 5.7L (350") | 92-95 | | | | |
| V8 6.2L (381") | 85-95 | | | | |
| V8 6.2L (381") Diesel | 82-93 | EJ-GM31D | | 302mm - 11 7/8" | 10D - 23.5 x 29 |
| V8 7.4L (454") | 73-84 | EJ-GM31D | | 302mm - 11 7/8" | 10D - 23.5 x 29 |
| V8 7.4L (454") | 85-95 | EJ-GM31D | | 302mm - 11 7/8" | 10D - 23.5 x 29 |
| K-10 | | | | | |
| L6 4.1L (250") | 79-84 | EJ-GM30L | | 302mm - 11 7/8" | 10D - 23.2 x 28.8 |
| V8 4.8L (292") 5to dígito VIN: "C" | 88-89 | | | | |
| V8 5.0L (302") | 80-84 | EJ-GM30L | | 302mm - 11 7/8" | 10D - 23.2 x 28.8 |
| V8 5.7L (350") | 69-91 | EJ-GM30L | | 302mm - 11 7/8" | 10D - 23.2 x 28.8 |
| V8 7.4L (454") | 73-91 | EJ-GM30L | | 302mm - 11 7/8" | 10D - 23.2 x 28.8 |
| K-20 | | | | | |
| L6 4.1L (250") | 79-84 | EJ-GM30L | | 302mm - 11 7/8" | 10D - 23.2 x 28.8 |
| V8 4.8L (292") 5to dígito VIN: "C" | 88-89 | | | | |
| V8 5.0L (302") | 80-84 | EJ-GM30L | | 302mm - 11 7/8" | 10D - 23.2 x 28.8 |
| V8 5.7L (350") | 69-91 | EJ-GM30L | | 302mm - 11 7/8" | 10D - 23.2 x 28.8 |
| V8 7.4L (454") | 73-91 | EJ-GM30L | | 302mm - 11 7/8" | 10D - 23.2 x 28.8 |
| K-30 | | | | | |
| L6 4.1L (250") | 79-84 | EJ-GM30L | | 302mm - 11 7/8" | 10D - 23.2 x 28.8 |
| V8 4.8L (292") 5to dígito VIN: "C" | 88-89 | | | | |
| V8 5.0L (302") | 80-84 | EJ-GM30L | | 302mm - 11 7/8" | 10D - 23.2 x 28.8 |
| V8 5.7L (350") | 69-91 | EJ-GM30L | | 302mm - 11 7/8" | 10D - 23.2 x 28.8 |
| V8 7.4L (454") | 73-91 | EJ-GM30L | | 302mm - 11 7/8" | 10D - 23.2 x 28.8 |
| K-1500 | | | | | |
| L6 4.1L (250") | 81-84 | EJ-GM30L | | 302mm - 11 7/8" | 10D - 23.2 x 28.8 |
| V8 5.0L (302") | 80-84 | EJ-GM30L | | 302mm - 11 7/8" | 10D - 23.2 x 28.8 |
| V8 5.7L (350") | 69-91 | EJ-GM30L | | 302mm - 11 7/8" | 10D - 23.2 x 28.8 |
| K-2500 | | | | | |
| L6 4.1L (250") | 81-84 | EJ-GM30L | | 302mm - 11 7/8" | 10D - 23.2 x 28.8 |
| V8 5.0L (302") | 80-84 | EJ-GM30L | | 302mm - 11 7/8" | 10D - 23.2 x 28.8 |
| V8 5.7L (350") | 69-91 | EJ-GM30L | | 302mm - 11 7/8" | 10D - 23.2 x 28.8 |
| K-3500 | | | | | |
| L6 4.1L (250") | 81-84 | EJ-GM30L | | 302mm - 11 7/8" | 10D - 23.2 x 28.8 |
| V8 5.0L (302") | 80-84 | EJ-GM30L | | 302mm - 11 7/8" | 10D - 23.2 x 28.8 |
| V8 5.7L (350") | 69-91 | EJ-GM30L | | 302mm - 11 7/8" | 10D - 23.2 x 28.8 |
| Lumina | | | | | |
| L4 2.5L | 90 | | | | |
| L4 3.1L | 90 | | | | |
| Luv | | | | | |
| L4 1.8L | 72-74 | | | | |
| L4 1.8L | 76-78 | | | | |
| L4 1.8L | 80-82 | EJ-GM22A | | 215mm - 8 7/16" | 24D - 23.0 x 25.6 |
| L4 2.2L MPFI OHC 5Vel (Volante Tipo Caja) | 99-05 | EJ-GM22D | | 215mm - 8 7/16" | 24D - 23.0 x 25.6 |
| L4 2.3L MPFI OHC 5Vel | 97-98 | EJ-GM22A | | 215mm - 8 7/16" | 24D - 23.0 x 25.6 |
| Meriva | | | | | |
| L4 1.8L MPFI | 03-08 | EJ-GM21F | X | 205mm - 8 1/16" | 14D - 15.7 x 18.7 |



Continuación

Continuación

| Código de Parte | Diámetro | Código de Parte | Diámetro | Prellenados | Comentarios |
|-----------------|-----------------|-----------------|-----------------|-------------|-------------|
| HE-037791 | 20.6mm - 13/16" | HM-039732 | 17.8mm - 45/64" | | |
| HE-037791 | 20.6mm - 13/16" | HM-039732 | 17.8mm - 45/64" | | |
| HE-037791 | 20.6mm - 13/16" | HM-039732 | 17.8mm - 45/64" | | |
| HE-037791 | 20.6mm - 13/16" | HM-039732 | 17.8mm - 45/64" | | |
| HE-037815 | 20.6mm - 13/16" | | | | |
| HE-037815 | 20.6mm - 13/16" | | | | |
| HE-037815 | 20.6mm - 13/16" | | | | |
| HE-037815 | 20.6mm - 13/16" | | | | |
| HE-037478 | 19mm - 3/4" | HM-039231 | 15.8mm - 5/8" | | |
| HE-037478 | 19mm - 3/4" | HM-039231 | 15.8mm - 5/8" | | |
| EC-GM21F | | | | | |



CHEVROLET / GMC - PICK-UP / CAMIONETA

| APLICACIÓN | NÚMERO DE PARTE | CSC | DIÁMETRO | ESTRIADO |
|----------------------------------------|-----------------|-----------|-------------------|-------------------|
| P-10 | | | | |
| L6 4.1L (250") | 81-84 | EJ-GM30L | 302mm - 11 7/8" | 10D - 23.2 x 28.8 |
| V8 5.0L (302") | 80-84 | EJ-GM30L | 302mm - 11 7/8" | 10D - 23.2 x 28.8 |
| V8 5.7L (350") | 72-86 | EJ-GM30L | 302mm - 11 7/8" | 10D - 23.2 x 28.8 |
| V8 5.7L (350") | 87-91 | EJ-GM30L | 302mm - 11 7/8" | 10D - 23.2 x 28.8 |
| V8 7.4L (454") | 73-86 | EJ-GM30L | 302mm - 11 7/8" | 10D - 23.2 x 28.8 |
| V8 7.4L (454") | 87-91 | EJ-GM30L | 302mm - 11 7/8" | 10D - 23.2 x 28.8 |
| P-20 | | | | |
| L6 4.1L (250") | 79-84 | EJ-GM30L | 302mm - 11 7/8" | 10D - 23.2 x 28.8 |
| V8 5.0L (302") | 80-84 | EJ-GM30L | 302mm - 11 7/8" | 10D - 23.2 x 28.8 |
| V8 5.7L (350") | 69-86 | EJ-GM30L | 302mm - 11 7/8" | 10D - 23.2 x 28.8 |
| V8 5.7L (350") | 87-91 | EJ-GM30L | 302mm - 11 7/8" | 10D - 23.2 x 28.8 |
| V8 7.4L (454") | 73-86 | EJ-GM30L | 302mm - 11 7/8" | 10D - 23.2 x 28.8 |
| V8 7.4L (454") | 87-91 | EJ-GM30L | 302mm - 11 7/8" | 10D - 23.2 x 28.8 |
| P-30 | | | | |
| L6 4.1L (250") | 81-84 | EJ-GM30L | 302mm - 11 7/8" | 10D - 23.2 x 28.8 |
| V8 5.0L (302") | 80-84 | EJ-GM30L | 302mm - 11 7/8" | 10D - 23.2 x 28.8 |
| V8 5.7L (350") | 72-91 | EJ-GM30L | 302mm - 11 7/8" | 10D - 23.2 x 28.8 |
| V8 5.7L (350") 4Vel | 87-96 | EJ-GM30J | 300mm - 11 13/16" | 10D - 23.2 x 28.8 |
| V8 5.7L (350") 4Vel | 87-96 | EJ-GM30J3 | X | 300mm - 11 13/16" |
| V8 5.7L (350") 4Vel | 97-98 | EJ-GM30B | 302mm - 11 7/8" | 10D - 23.2 x 28.8 |
| V8 5.7L (350") 4Vel (Con balero p/CSC) | 97-03 | EJ-GM30E | 300mm - 11 13/16" | 10D - 23.2 x 28.8 |
| V8 5.7L (350") 4Vel | 97-03 | EJ-GM30E3 | X | 300mm - 11 13/16" |
| V8 7.4L (454") | 73-91 | EJ-GM30L | 302mm - 11 7/8" | 10D - 23.2 x 28.8 |
| Pickup | | | | |
| L6 4.3L (250") | 98 | | | |
| V8 5.0L (302") | 98 | | | |
| V8 5.7L (350") | 98 | | | |
| V8 6.2L (381") Diesel | 98 | | | |
| V8 7.4L (454") | 98 | | | |
| R-10 | | | | |
| L6 4.1L (250") | 81-84 | EJ-GM30L | 302mm - 11 7/8" | 10D - 23.2 x 28.8 |
| V8 4.8L (292") 5to dígito VIN: "C" | 88-89 | | | |
| V8 5.0L (302") | 80-84 | EJ-GM30L | 302mm - 11 7/8" | 10D - 23.2 x 28.8 |
| V8 5.7L (350") | 69-91 | EJ-GM30L | 302mm - 11 7/8" | 10D - 23.2 x 28.8 |
| V8 7.4L (454") | 73-91 | EJ-GM30L | 302mm - 11 7/8" | 10D - 23.2 x 28.8 |
| R-20 | | | | |
| L6 4.1L (250") | 79-84 | EJ-GM30L | 302mm - 11 7/8" | 10D - 23.2 x 28.8 |
| V8 4.8L (292") 5to dígito VIN: "C" | 88-89 | | | |
| V8 5.0L (302") | 80-84 | EJ-GM30L | 302mm - 11 7/8" | 10D - 23.2 x 28.8 |
| V8 5.7L (350") | 69-91 | EJ-GM30L | 302mm - 11 7/8" | 10D - 23.2 x 28.8 |
| V8 7.4L (454") | 73-91 | EJ-GM30L | 302mm - 11 7/8" | 10D - 23.2 x 28.8 |
| R-30 | | | | |
| L6 4.1L (250") | 79-84 | EJ-GM30L | 302mm - 11 7/8" | 10D - 23.2 x 28.8 |
| V8 4.8L (292") 5to dígito VIN: "C" | 88-89 | | | |
| V8 5.0L (302") | 80-84 | EJ-GM30L | 302mm - 11 7/8" | 10D - 23.2 x 28.8 |
| V8 5.7L (350") | 69-91 | EJ-GM30L | 302mm - 11 7/8" | 10D - 23.2 x 28.8 |
| V8 7.4L (454") | 73-91 | EJ-GM30L | 302mm - 11 7/8" | 10D - 23.2 x 28.8 |
| R-1500 | | | | |
| L6 4.1L (250") | 79-84 | EJ-GM30L | 302mm - 11 7/8" | 10D - 23.2 x 28.8 |



DIÁMETRO CILINDRO ESCLAVO



DIÁMETRO CILINDRO MAESTRO

PRELLENADOS

COMENTARIOS

Continuación

| DIÁMETRO CILINDRO ESCLAVO | DIÁMETRO CILINDRO MAESTRO | PRELLENADOS | COMENTARIOS |
|---------------------------|---------------------------|-------------|-----------------|
| HE-037791 | 20.6mm - 13/16" | HM-039732 | 17.8mm - 45/64" |
| HE-037791 | 20.6mm - 13/16" | HM-039732 | 17.8mm - 45/64" |
| HE-037791 | 20.6mm - 13/16" | HM-039732 | 17.8mm - 45/64" |
| HE-037791 | 20.6mm - 13/16" | HM-039732 | 17.8mm - 45/64" |
| EC-GM31A3 | | | |
| EC-GM31A3 | | | |
| | | HM-039813 | 17.4mm - 11/16" |
| | | HM-039813 | 17.4mm - 11/16" |
| | | HM-039813 | 17.4mm - 11/16" |
| | | HM-039813 | 17.4mm - 11/16" |
| | | HM-039813 | 17.4mm - 11/16" |
| HE-037815 | 20.6mm - 13/16" | | |
| HE-037815 | 20.6mm - 13/16" | | |
| HE-037815 | 20.6mm - 13/16" | | |



CHEVROLET / GMC - PICK-UP / CAMIONETA

| APLICACIÓN | NÚMERO DE PARTE | CSC | DIÁMETRO | ESTRIADO |
|---------------------------------------|-----------------|-----------|------------------|-------------------|
| R-1500 | | | | |
| V8 5.0L (302") | 80-84 | EJ-GM30L | 302mm - 11 7/8" | 10D - 23.2 x 28.8 |
| V8 5.7L (350") | 69-91 | EJ-GM30L | 302mm - 11 7/8" | 10D - 23.2 x 28.8 |
| R-2500 | | | | |
| L6 4.1L (250") | 79-84 | EJ-GM30L | 302mm - 11 7/8" | 10D - 23.2 x 28.8 |
| V8 5.0L (302") | 80-84 | EJ-GM30L | 302mm - 11 7/8" | 10D - 23.2 x 28.8 |
| V8 5.7L (350") | 69-91 | EJ-GM30L | 302mm - 11 7/8" | 10D - 23.2 x 28.8 |
| R-3500 | | | | |
| L6 4.1L (250") | 79-84 | EJ-GM30L | 302mm - 11 7/8" | 10D - 23.2 x 28.8 |
| V8 5.0L (302") | 80-84 | EJ-GM30L | 302mm - 11 7/8" | 10D - 23.2 x 28.8 |
| V8 5.7L (350") | 69-91 | EJ-GM30L | 302mm - 11 7/8" | 10D - 23.2 x 28.8 |
| S-10 | | | | |
| L4 1.9L | 84 | | | |
| L4 2.0L | 83 | EJ-GM23E | 232mm - 9 1/8" | 14D - 22.0 x 25.0 |
| L4 2.0L | 84 | EJ-GM23E | 232mm - 9 1/8" | 14D - 22.0 x 25.0 |
| L4 2.2L | 84 | | | |
| L4 2.2L | 95-96 | | | |
| L4 2.2L FI OHV 5Vel | 96 | EJ-GM23F | 232mm - 9 1/8" | 26D - 26.6 x 29.6 |
| L4 2.2L (Con balero p/CSC) | 96-04 | EJ-GM23G | 232mm - 9 1/8" | 26D - 26.6 x 29.6 |
| L4 2.2L | 96-04 | EJ-GM23G3 | 232mm - 9 1/8" | 26D - 26.6 x 29.6 |
| L4 2.4L MPFI | 01 | EJ-GM23K | 228mm - 9" | 14D - 21.5 x 25.1 |
| L4 2.5L | 85-86 | EJ-GM23E | 232mm - 9 1/8" | 14D - 22.0 x 25.0 |
| L4 2.5L | 87-91 | EJ-GM23E | 232mm - 9 1/8" | 14D - 22.0 x 25.0 |
| L4 2.5L | 92-93 | EJ-GM23E | 232mm - 9 1/8" | 14D - 22.0 x 25.0 |
| V6 2.8L | 82-84 | EJ-GM25C | 245mm - 9 11/16" | 14D - 21.5 x 25.1 |
| V6 2.8L | 85-86 | EJ-GM23E | 232mm - 9 1/8" | 14D - 22.0 x 25.0 |
| V6 2.8L | 87-91 | EJ-GM23E | 232mm - 9 1/8" | 14D - 22.0 x 25.0 |
| V6 2.8L | 92-93 | EJ-GM23E | 232mm - 9 1/8" | 14D - 22.0 x 25.0 |
| V6 2.8L | 94-95 | EJ-GM23E | 232mm - 9 1/8" | 14D - 22.0 x 25.0 |
| V6 3.1L TBI 5Vel Transm. TR-2250 | 91-95 | EJ-GM23E | 232mm - 9 1/8" | 14D - 22.0 x 25.0 |
| V6 4.3L (260") | 90-93 | EJ-GM28C | 280mm - 11" | 10D - 23.2 x 28.8 |
| V6 4.3L (260") | 90-93 | EJ-GM28C3 | 280mm - 11" | 10D - 23.2 x 28.8 |
| V6 4.3L (260") | 91-95 | EJ-GM28E | 280mm - 11" | 10D - 23.2 x 28.8 |
| V6 4.3L (260") | 94-95 | EJ-GM28D | 280mm - 11" | 10D - 23.2 x 28.8 |
| V6 4.3L (260") Vortec Transm. TR-3450 | 99-05 | EJ-GM30I | 280mm - 11" | 10D - 23.2 x 28.8 |
| S-15 | | | | |
| L4 1.9L | 84 | | | |
| L4 2.0L | 83 | EJ-GM23E | 232mm - 9 1/8" | 14D - 22.0 x 25.0 |
| L4 2.0L | 84 | EJ-GM23E | 232mm - 9 1/8" | 14D - 22.0 x 25.0 |
| L4 2.2L | 84 | | | |
| L4 2.5L | 85-90 | EJ-GM23E | 232mm - 9 1/8" | 14D - 22.0 x 25.0 |
| L4 2.5L | 85-93 | EJ-GM23E | 232mm - 9 1/8" | 14D - 22.0 x 25.0 |
| L4 2.5L | 91-93 | EJ-GM23E | 232mm - 9 1/8" | 14D - 22.0 x 25.0 |
| V6 2.8L | 83 | EJ-GM25C | 245mm - 9 11/16" | 14D - 21.5 x 25.1 |
| V6 2.8L | 84 | EJ-GM25C | 245mm - 9 11/16" | 14D - 21.5 x 25.1 |
| V6 2.8L | 85-86 | EJ-GM23E | 232mm - 9 1/8" | 14D - 22.0 x 25.0 |
| V6 2.8L | 87-91 | EJ-GM23E | 232mm - 9 1/8" | 14D - 22.0 x 25.0 |
| V6 2.8L | 92-93 | EJ-GM23E | 232mm - 9 1/8" | 14D - 22.0 x 25.0 |
| V6 4.3L (261") | 90-93 | EJ-GM28D | 280mm - 11" | 10D - 23.2 x 28.8 |
| V6 4.3L (260") | 91-95 | EJ-GM28E | 280mm - 11" | 10D - 23.2 x 28.8 |



DIÁMETRO CILINDRO ESCLAVO



DIÁMETRO CILINDRO MAESTRO

PRELLENADOS

COMENTARIOS

Continuación

| DIÁMETRO CILINDRO ESCLAVO | DIÁMETRO CILINDRO MAESTRO | PRELLENADOS | COMENTARIOS |
|---------------------------|---------------------------|-----------------|---------------------------|
| HE-037796 | 23.8mm - 15/16" | | |
| HE-037728 | 20.6mm - 13/16" | HM-039715 | 17.8mm - 45/64" |
| HE-037796 | 23.8mm - 15/16" | | |
| HE-360049 | 21mm - 53/64" | HM-350062 | 18.2mm - 23/32" HJ-009004 |
| EC-GM31A3 | | | |
| EC-GM23K | | | |
| HE-037816 | 20.6mm - 13/16" | HM-039730 | 17.4mm - 11/16" |
| HE-037816 | 20.6mm - 13/16" | HM-039730 | 17.4mm - 11/16" |
| HE-360049 | 21mm - 53/64" | HM-350038 | 22.2mm - 7/8" HJ-009003 |
| | | HM-350038 | 22.2mm - 7/8" |
| HE-037816 | 20.6mm - 13/16" | HM-039730 | 17.4mm - 11/16" |
| EC-GM31A3 | HE-037816 | 20.6mm - 13/16" | HM-039730 |
| | HE-360005 | 21mm - 53/64" | |
| EC-GM30H | | | |
| HE-037796 | 23.8mm - 15/16" | | |
| HE-037728 | 20.6mm - 13/16" | HM-039715 | 17.8mm - 45/64" |
| HE-037796 | 23.8mm - 15/16" | | |
| HE-037728 | 20.6mm - 13/16" | | |
| HE-360049 | 21mm - 53/64" | HM-350038 | 22.2mm - 7/8" HJ-009003 |
| HE-037816 | 20.6mm - 13/16" | | |
| HE-037728 | 20.6mm - 13/16" | HM-039715 | 17.8mm - 45/64" |
| HE-037816 | 20.6mm - 13/16" | HM-039715 | 17.8mm - 45/64" |
| HE-037816 | 20.6mm - 13/16" | | |
| HE-360005 | 21mm - 53/64" | | |

01

NÚMERO DE PARTE

CSC

DIÁMETRO



ESTRIADO

APLICACIÓN

CHEVROLET / GMC - PICK-UP / CAMIONETA

| APLICACIÓN | NÚMERO DE PARTE | CSC | DIÁMETRO | ESTRIADO |
|------------------------------------------------------|-----------------|-----------|------------------|-------------------|
| Safari Van | | | | |
| L4 2.5L | 85-89 | EJ-GM23J | 232mm - 9 1/8" | 14D - 22.0 x 25.0 |
| Sierra | | | | |
| L6 4.1L (250") | 81-84 | EJ-GM30L | 302mm - 11 7/8" | 10D - 23.2 x 28.8 |
| V6 4.3L (260") | 85-91 | EJ-GM28D | 280mm - 11" | 10D - 23.2 x 28.8 |
| V6 4.3L (260") | 91-95 | EJ-GM28E | 280mm - 11" | 10D - 23.2 x 28.8 |
| V6 4.3L (260") (Con balero p/CSC) | 96-98 | EJ-GM28C | 280mm - 11" | 10D - 23.2 x 28.8 |
| V6 4.3L (260") | 96-98 | EJ-GM28C3 | X 280mm - 11" | 10D - 23.2 x 28.8 |
| V8 5.0L (302") | 80-84 | EJ-GM30L | 302mm - 11 7/8" | 10D - 23.2 x 28.8 |
| V8 5.0L (302") | 85-90 | | | |
| V8 5.0L (302") | 91-95 | EJ-GM28E | 280mm - 11" | 10D - 23.2 x 28.8 |
| V8 5.7L (350") | 69-84 | EJ-GM30L | 302mm - 11 7/8" | 10D - 23.2 x 28.8 |
| V8 5.7L (350") | 85-91 | EJ-GM30L | 302mm - 11 7/8" | 10D - 23.2 x 28.8 |
| V8 5.7L (350") | 92-95 | | | |
| V8 6.2L (381") | 85-95 | | | |
| V8 6.2L (381") Diesel | 82-93 | EJ-GM31D | 302mm - 11 7/8" | 10D - 23.5 x 29 |
| V8 7.4L (454") | 73-84 | EJ-GM30L | 302mm - 11 7/8" | 10D - 23.2 x 28.8 |
| V8 7.4L (454") | 85-91 | EJ-GM30L | 302mm - 11 7/8" | 10D - 23.2 x 28.8 |
| V8 7.4L (454") | 91-95 | EJ-GM31D | 302mm - 11 7/8" | 10D - 23.5 x 29 |
| Silverado | | | | |
| L6 4.1L (250") | 79-84 | EJ-GM30L | 302mm - 11 7/8" | 10D - 23.2 x 28.8 |
| V6 4.3L (260") | 85-91 | EJ-GM28D | 280mm - 11" | 10D - 23.2 x 28.8 |
| V6 4.3L (260") | 91-95 | EJ-GM28E | 280mm - 11" | 10D - 23.2 x 28.8 |
| V6 4.3L (260") (Con balero p/CSC) | 96-99 | EJ-GM28C | 280mm - 11" | 10D - 23.2 x 28.8 |
| V6 4.3L (260") | 96-99 | EJ-GM28C3 | X 280mm - 11" | 10D - 23.2 x 28.8 |
| V6 4.3L (260") Vortec Transm. NVG (Con Balero p/CSC) | 96-99 | EJ-GM30C | 280mm - 11" | 10D - 23.2 x 28.8 |
| V6 4.3L (260") Vortec Transm. NVG | 96-99 | EJ-GM30C3 | X 280mm - 11" | 10D - 23.2 x 28.8 |
| V6 4.3L (260") | 99 | | | |
| V8 4.8L (292") 5to dígito VIN: "C" | 88-89 | | | |
| V8 5.0L (302") | 80-84 | EJ-GM30L | 302mm - 11 7/8" | 10D - 23.2 x 28.8 |
| V8 5.0L (302") | 87-91 | | | |
| V8 5.0L (302") | 91-95 | EJ-GM28E | 280mm - 11" | 10D - 23.2 x 28.8 |
| V8 5.0L (302") | 91-95 | EJ-GM28E | 280mm - 11" | 10D - 23.2 x 28.8 |
| V8 5.7L (350") | 69-91 | EJ-GM30L | 302mm - 11 7/8" | 10D - 23.2 x 28.8 |
| V8 6.2L (381") Diesel | 82-93 | EJ-GM31D | 302mm - 11 7/8" | 10D - 23.5 x 29 |
| V8 7.4L (454") | 91-95 | EJ-GM31D | 302mm - 11 7/8" | 10D - 23.5 x 29 |
| V8 7.4L (454") | 73-86 | EJ-GM30L | 302mm - 11 7/8" | 10D - 23.2 x 28.8 |
| V8 7.4L (454") | 87-91 | EJ-GM30L | 302mm - 11 7/8" | 10D - 23.2 x 28.8 |
| V8 7.4L (454") | 91-96 | | | |
| Silverado SLX | | | | |
| V8 5.7L (350") TBI 4Vel | 96-98 | EJ-GM30B | 302mm - 11 7/8" | 10D - 23.2 x 28.8 |
| Sonoma | | | | |
| L4 2.0L | 83-84 | EJ-GM23E | 232mm - 9 1/8" | 14D - 22.0 x 25.0 |
| L4 2.2L | 92-95 | | | |
| L4 2.5L | 85-93 | EJ-GM23E | 232mm - 9 1/8" | 14D - 22.0 x 25.0 |
| L4 2.5L | 92-95 | | | |
| V6 2.8L | 83-84 | EJ-GM25C | 245mm - 9 11/16" | 14D - 21.5 x 25.1 |
| V6 2.8L | 85-93 | EJ-GM23E | 232mm - 9 1/8" | 14D - 22.0 x 25.0 |
| L4 2.8L | 92-95 | | | |
| V6 4.3L (260") | 90-93 | EJ-GM28D | 280mm - 11" | 10D - 23.2 x 28.8 |



DIÁMETRO CILINDRO ESCLAVO



DIÁMETRO CILINDRO MAESTRO

PRELLENADOS

COMENTARIOS

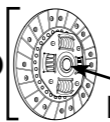
Continuación

| DIÁMETRO CILINDRO ESCLAVO | DIÁMETRO CILINDRO MAESTRO | PRELLENADOS | COMENTARIOS |
|---------------------------|---------------------------|-------------|-----------------|
| HE-037790 | 20.6mm - 13/16" | HM-039731 | 19.0mm - 3/4" |
| HE-037791 | 20.6mm - 13/16" | HM-039732 | 17.8mm - 45/64" |
| HE-037791 | 20.6mm - 13/16" | HM-039732 | 17.8mm - 45/64" |
| EC-GM31A3 | | HM-350088 | 18.2mm - 23/32" |
| HE-037791 | 20.6mm - 13/16" | HM-039732 | 17.8mm - 45/64" |
| HE-037791 | 20.6mm - 13/16" | HM-039732 | 17.8mm - 45/64" |
| HE-037791 | 20.6mm - 13/16" | HM-039732 | 17.8mm - 45/64" |
| HE-037791 | 20.6mm - 13/16" | HM-039732 | 17.8mm - 45/64" |
| HE-037791 | 20.6mm - 13/16" | HM-039732 | 17.8mm - 45/64" |
| HE-037791 | 20.6mm - 13/16" | HM-039732 | 17.8mm - 45/64" |
| HE-037791 | 20.6mm - 13/16" | HM-039732 | 17.8mm - 45/64" |
| HE-037815 | 20.6mm - 13/16" | | |
| HE-037815 | 20.6mm - 13/16" | | |
| EC-GM31A3 | | | |
| EC-GM31A3 | | | |
| HE-037815 | 20.6mm - 13/16" | HM-350088 | 18.2mm - 23/32" |
| HE-037791 | 20.6mm - 13/16" | HM-039732 | 17.8mm - 45/64" |
| HE-037815 | 20.6mm - 13/16" | | |
| HE-037815 | 20.6mm - 13/16" | HM-039732 | 17.8mm - 45/64" |
| HE-037791 | 20.6mm - 13/16" | HM-039732 | 17.8mm - 45/64" |
| HE-037791 | 20.6mm - 13/16" | HM-039732 | 17.8mm - 45/64" |
| HE-037791 | 20.6mm - 13/16" | HM-039732 | 17.8mm - 45/64" |
| HE-037815 | 20.6mm - 13/16" | | |
| HE-360049 | 21mm - 53/64" | HM-350038 | 22.2mm - 7/8" |
| HE-037816 | 20.6mm - 13/16" | | |
| HE-360049 | 21mm - 53/64" | HM-350038 | 22.2mm - 7/8" |
| HE-360049 | 21mm - 53/64" | HM-350038 | 22.2mm - 7/8" |
| HE-360049 | 21mm - 53/64" | HM-350038 | 22.2mm - 7/8" |
| HE-037816 | 20.6mm - 13/16" | | |

| APLICACIÓN | 01 | NÚMERO DE PARTE | CSC | DIÁMETRO | ESTRIADO |
|----------------------------------------------|-----------|-----------------|-----|------------------|-------------------|
| CHEVROLET / GMC - PICK-UP / CAMIONETA | | | | | |
| Sonoma | | | | | |
| V6 4.3L (260") | 91-95 | EJ-GM28E | | 280mm - 11" | 10D - 23.2 x 28.8 |
| T-10 | | | | | |
| L4 2.0L | 83 | EJ-GM23E | | 232mm - 9 1/8" | 14D - 22.0 x 25.0 |
| L4 2.0L | 84 | EJ-GM23E | | 232mm - 9 1/8" | 14D - 22.0 x 25.0 |
| L4 2.5L | 85-86 | EJ-GM23E | | 232mm - 9 1/8" | 14D - 22.0 x 25.0 |
| L4 2.5L | 87-91 | EJ-GM23E | | 232mm - 9 1/8" | 14D - 22.0 x 25.0 |
| L4 2.5L | 92-93 | EJ-GM23E | | 232mm - 9 1/8" | 14D - 22.0 x 25.0 |
| V6 2.8L | 82-84 | EJ-GM25C | | 245mm - 9 11/16" | 14D - 21.5 x 25.1 |
| V6 2.8L | 85-96 | EJ-GM23E | | 232mm - 9 1/8" | 14D - 22.0 x 25.0 |
| V6 2.8L | 87-91 | EJ-GM23E | | 232mm - 9 1/8" | 14D - 22.0 x 25.0 |
| V6 2.8L | 90 | | | | |
| V6 2.8L | 92-93 | EJ-GM23E | | 232mm - 9 1/8" | 14D - 22.0 x 25.0 |
| V6 4.3L (260") | 90-93 | EJ-GM28D | | 280mm - 11" | 10D - 23.2 x 28.8 |
| T-15 | | | | | |
| L4 2.0L | 83-84 | EJ-GM23E | | 232mm - 9 1/8" | 14D - 22.0 x 25.0 |
| L4 2.5L | 85-90 | EJ-GM23E | | 232mm - 9 1/8" | 14D - 22.0 x 25.0 |
| L4 2.5L | 85-93 | EJ-GM23E | | 232mm - 9 1/8" | 14D - 22.0 x 25.0 |
| L4 2.5L | 91-93 | EJ-GM23E | | 232mm - 9 1/8" | 14D - 22.0 x 25.0 |
| V6 2.8L | 83 | EJ-GM25C | | 245mm - 9 11/16" | 14D - 21.5 x 25.1 |
| V6 2.8L | 84 | EJ-GM25C | | 245mm - 9 11/16" | 14D - 21.5 x 25.1 |
| V6 2.8L | 85-93 | EJ-GM23E | | 232mm - 9 1/8" | 14D - 22.0 x 25.0 |
| V6 4.3L (260") | 90-93 | EJ-GM28D | | 280mm - 11" | 10D - 23.2 x 28.8 |
| Tahoe | | | | | |
| L6 4.1L (250") | 79-84 | EJ-GM30L | | 302mm - 11 7/8" | 10D - 23.2 x 28.8 |
| V6 4.3L (260") | 85-91 | EJ-GM28D | | 280mm - 11" | 10D - 23.2 x 28.8 |
| V6 4.3L (260") | 91-95 | EJ-GM28E | | 280mm - 11" | 10D - 23.2 x 28.8 |
| V6 4.3L (260") (Con balero p/CSC) | 96-98 | EJ-GM28C | | 280mm - 11" | 10D - 23.2 x 28.8 |
| V6 4.3L (260") | 96-98 | EJ-GM28C3 | X | 280mm - 11" | 10D - 23.2 x 28.8 |
| V8 5.0L (302") | 80-84 | EJ-GM30L | | 302mm - 11 7/8" | 10D - 23.2 x 28.8 |
| V8 5.0L (302") | 87-91 | | | | |
| V8 5.0L (302") | 91-95 | EJ-GM28E | | 280mm - 11" | 10D - 23.2 x 28.8 |
| V8 5.7L (350") | 69-86 | EJ-GM30L | | 302mm - 11 7/8" | 10D - 23.2 x 28.8 |
| V8 5.7L (350") | 87-91 | EJ-GM30L | | 302mm - 11 7/8" | 10D - 23.2 x 28.8 |
| V8 6.2L (381") Diesel | 82-93 | EJ-GM31D | | 302mm - 11 7/8" | 10D - 23.5 x 29 |
| V8 7.4L (454") | 73-86 | EJ-GM30L | | 302mm - 11 7/8" | 10D - 23.2 x 28.8 |
| V8 7.4L (454") | 87-91 | EJ-GM30L | | 302mm - 11 7/8" | 10D - 23.2 x 28.8 |
| V8 7.4L (454") | 91-95 | EJ-GM31D | | 302mm - 11 7/8" | 10D - 23.5 x 29 |
| Topkick | | | | | |
| V8 4.8L (292") | 63-89 | EJ-GM30L | | 302mm - 11 7/8" | 10D - 23.2 x 28.8 |
| V8 5.7L (350") | 69-89 | EJ-GM30L | | 302mm - 11 7/8" | 10D - 23.2 x 28.8 |
| Tornado | | | | | |
| L4 1.8L OHC 5Vel | 04->> | EJ-GM21F | X | 205mm - 8 1/16" | 14D - 15.7 x 18.7 |
| L4 1.8L OHC 5Vel | 07->> | EJ-GM21I | X | 205mm - 8 1/16" | 14D - 15.7 x 18.7 |
| Tracker | | | | | |
| L4 1.6L OHV 5Vel | 89-95 | EJ-GE20A | | 200mm - 7 7/8" | 20D - 20.0 x 22.0 |
| L4 2.0L MPFI DOHC 5Vel | 99-03 | EJ-GE20C | | 225mm - 8 7/8" | 20D - 20.0 x 22.5 |
| V-10 | | | | | |
| L6 4.1L (250") | 81-84 | EJ-GM30L | | 302mm - 11 7/8" | 10D - 23.2 x 28.8 |
| V8 4.8L (292") 5to dígito VIN: "C" | 88-89 | | | | |

| | DIÁMETRO CILINDRO ESCLAVO | DIÁMETRO CILINDRO MAESTRO | PRELLENADOS | COMENTARIOS |
|-----------|---------------------------|---------------------------|-------------|-------------------------|
| | HE-360005 | 21mm - 53/64" | | |
| | HE-037728 | 20.6mm - 13/16" | HM-039715 | 17.8mm - 45/64" |
| | HE-037816 | 20.6mm - 13/16" | HM-039730 | 17.4mm - 11/16" |
| | HE-037816 | 20.6mm - 13/16" | HM-039730 | 17.4mm - 11/16" |
| | HE-037728 | 20.6mm - 13/16" | | |
| | HE-037816 | 20.6mm - 13/16" | HM-039730 | 17.4mm - 11/16" |
| | HE-037728 | 20.6mm - 13/16" | | |
| | HE-360049 | 21mm - 53/64" | HM-350038 | 22.2mm - 7/8" HJ-009003 |
| | HE-037816 | 20.6mm - 13/16" | | |
| | HE-037728 | 20.6mm - 13/16" | HM-039715 | 17.8mm - 45/64" |
| | HE-037816 | 20.6mm - 13/16" | | |
| | HE-037815 | 20.6mm - 13/16" | | |
| | HE-037815 | 20.6mm - 13/16" | | |
| | | | HM-350088 | 18.2mm - 23/32" |
| EC-GM31A3 | | | HM-350088 | 18.2mm - 23/32" |
| | HE-037791 | 20.6mm - 13/16" | HM-039732 | 17.8mm - 45/64" |
| | HE-037815 | 20.6mm - 13/16" | | |
| | HE-037791 | 20.6mm - 13/16" | HM-039732 | 17.8mm - 45/64" |
| | HE-037791 | 20.6mm - 13/16" | HM-039732 | 17.8mm - 45/64" |
| | HE-037791 | 20.6mm - 13/16" | HM-039732 | 17.8mm - 45/64" |
| | HE-037815 | 20.6mm - 13/16" | | |
| | | | | |
| EC-GM21F | | | | |
| EC-GM20D | | | | |
| | | | | |
| | | | | |
| | | | | |
| | HE-037815 | 20.6mm - 13/16" | | |

Continuación



CHRYSLER / DODGE - AUTOMÓVIL

| Colt | | | | | |
|----------------------------------|-------|----------|--|-------------------|-------------------|
| L4 1.8L | 92-94 | | | | |
| L4 2.6L | 78-80 | EJ-MI23B | | 224mm - 8 7/8" | 23D - 23.1 x 26.1 |
| Colt Vista | | | | | |
| L4 1.8L | 92-94 | | | | |
| L4 2.0L | 87-91 | | | | |
| L4 2.0L 4x4 | 87-91 | | | | |
| L4 2.4L | 90-94 | | | | |
| Conquest | | | | | |
| L4 2.6L | 84 | EJ-MI23B | | 224mm - 8 7/8" | 23D - 23.1 x 26.1 |
| L4 2.6L con intercooler | 85-86 | EJ-MI23B | | 224mm - 8 7/8" | 23D - 23.1 x 26.1 |
| Coronet | | | | | |
| V8 5.9L (361") Versión 11" | 61-67 | EJ-D28D | | 278mm - 10 15/16" | 23D - 23.1 x 26.1 |
| V8 6.3L (383") Versión 11" | 68-69 | EJ-D28D | | 278mm - 10 15/16" | 23D - 23.1 x 26.1 |
| V8 6.8L (413") Versión 11" | 63-65 | EJ-D28D | | 278mm - 10 15/16" | 23D - 23.1 x 26.1 |
| Dart | | | | | |
| V8 5.9L (361") Versión 11" | 61-67 | EJ-D28D | | 278mm - 10 15/16" | 23D - 23.1 x 26.1 |
| V8 6.3L (383") Versión 11" | 68-69 | EJ-D28D | | 278mm - 10 15/16" | 23D - 23.1 x 26.1 |
| V8 6.8L (413") Versión 11" | 63-65 | EJ-D28D | | 278mm - 10 15/16" | 23D - 23.1 x 26.1 |
| Dart K | | | | | |
| L4 2.2L 4Vel | 82-88 | EJ-D22A | | 216mm - 8 1/2" | 18D - 18.4 x 20.8 |
| Dart E | | | | | |
| L4 2.5L 5Vel | 87-89 | EJ-D23A | | 228mm - 9" | 18D - 18.4 x 20.8 |
| Daytona | | | | | |
| L4 2.2L | 84-85 | EJ-D22A | | 216mm - 8 1/2" | 18D - 18.4 x 20.8 |
| L4 2.2L Turbo | 84-85 | EJ-D23B | | 228mm - 9" | 18D - 18.5 x 20.3 |
| L4 2.2L Sin Turbo | 86-89 | EJ-D22A | | 216mm - 8 1/2" | 18D - 18.4 x 20.8 |
| L4 2.2L Turbo I | 86-89 | EJ-D23B | | 228mm - 9" | 18D - 18.5 x 20.3 |
| L4 2.2L Turbo II Con Intercooler | 86-89 | EJ-D23A | | 228mm - 9" | 18D - 18.4 x 20.8 |
| L4 2.2L SOHC | 90 | EJ-D21E | | 216mm - 8 1/2" | 18D - 18.1x21.3 |
| L4 2.2L Turbo | 90 | EJ-D23O | | 228mm - 9" | 18D - 18.4 x 20.8 |
| L4 2.2L | 91-94 | EJ-D21F | | 216mm - 8 1/2" | 17D - 20.2x23.2 |
| L4 2.5L | 86-88 | EJ-D23B | | 228mm - 9" | 18D - 18.5 x 20.3 |
| L4 2.5L | 89 | EJ-D23B | | 228mm - 9" | 18D - 18.5 x 20.3 |
| L4 2.5L Turbo | 89 | EJ-D23A | | 228mm - 9" | 18D - 18.4 x 20.8 |
| L4 2.5L | 90 | EJ-D23O | | 228mm - 9" | 18D - 18.4 x 20.8 |
| L4 2.5L | 91-93 | EJ-D23N | | 228mm - 9" | 17D - 20.3 x 23.7 |
| V6 3.0L | 90 | EJ-D23O | | 228mm - 9" | 18D - 18.4 x 20.8 |
| V6 3.0L | 91-93 | EJ-D23N | | 228mm - 9" | 17D - 20.3 x 23.7 |
| Demon | | | | | |
| V8 5.9L (361") Versión 11" | 61-67 | EJ-D28D | | 278mm - 10 15/16" | 23D - 23.1 x 26.1 |
| V8 6.3L (383") Versión 11" | 68-69 | EJ-D28D | | 278mm - 10 15/16" | 23D - 23.1 x 26.1 |
| V8 6.8L (413") Versión 11" | 63-65 | EJ-D28D | | 278mm - 10 15/16" | 23D - 23.1 x 26.1 |
| Diplomat | | | | | |
| V8 5.9L (361") Versión 11" | 61-67 | EJ-D28D | | 278mm - 10 15/16" | 23D - 23.1 x 26.1 |
| V8 6.3L (383") Versión 11" | 68-69 | EJ-D28D | | 278mm - 10 15/16" | 23D - 23.1 x 26.1 |
| V8 6.8L (413") Versión 11" | 63-65 | EJ-D28D | | 278mm - 10 15/16" | 23D - 23.1 x 26.1 |
| Duster | | | | | |
| V8 6.3L (383") Versión 11" | 69 | EJ-D28D | | 278mm - 10 15/16" | 23D - 23.1 x 26.1 |



DIÁMETRO CILINDRO ESCLAVO



DIÁMETRO CILINDRO MAESTRO

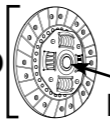
PRELLENADOS

COMENTARIOS

Continuación

Continuación

| DIÁMETRO CILINDRO ESCLAVO | DIÁMETRO CILINDRO MAESTRO | PRELLENADOS | COMENTARIOS |
|---------------------------|---------------------------|-------------|---------------|
| | | HM-039909 | 15.8mm - 5/8" |
| HE-360007 | 20.6mm - 13/16" | HM-350099 | 15.8mm - 5/8" |
| HE-037831 | 20.6mm - 13/16" | | |
| | | HM-039475 | 15.8mm - 5/8" |
| | | HM-350099 | 15.8mm - 5/8" |
| HE-037826 | 25.4mm - 1" | | |



CHRYSLER / DODGE - AUTOMÓVIL

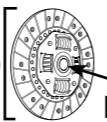
| APLICACIÓN | NÚMERO DE PARTE | CSC | DIÁMETRO | ESTRIADO |
|----------------------------------------------------------------|-----------------|---------|-------------------|-------------------|
| GTS | | | | |
| V8 5.9L (361") Versión 11" | 61-67 | EJ-D28D | 278mm - 10 15/16" | 23D - 23.1 x 26.1 |
| V8 6.3L (383") Versión 11" | 68-69 | EJ-D28D | 278mm - 10 15/16" | 23D - 23.1 x 26.1 |
| V8 6.8L (413") Versión 11" | 63-65 | EJ-D28D | 278mm - 10 15/16" | 23D - 23.1 x 26.1 |
| Horizon | | | | |
| L4 2.2 Sin Turbo | 81-85 | EJ-D22A | 216mm - 8 1/2" | 18D - 18.4 x 20.8 |
| L4 2.2 Turbo | 81-85 | EJ-D23B | 228mm - 9" | 18D - 18.5 x 20.3 |
| L4 2.2 Sin Turbo | 86-89 | EJ-D22A | 216mm - 8 1/2" | 18D - 18.4 x 20.8 |
| L4 2.2L Turbo I | 86-89 | EJ-D23B | 228mm - 9" | 18D - 18.5 x 20.3 |
| L4 2.2L Turbo II Con Intercooler | 86-89 | EJ-D23A | 228mm - 9" | 18D - 18.4 x 20.8 |
| L4 2.2 Sin Turbo | 90 | EJ-D21E | 216mm - 8 1/2" | 18D - 18.1x21.3 |
| L4 2.2L Turbo I | 90 | EJ-D23O | 228mm - 9" | 18D - 18.4 x 20.8 |
| Laser | | | | |
| L4 2.2L | 81-89 | EJ-D22A | 216mm - 8 1/2" | 18D - 18.4 x 20.8 |
| L4 2.2L Turbo I | 84-89 | EJ-D23A | 228mm - 9" | 18D - 18.4 x 20.8 |
| L4 2.2L Turbo | 90 | EJ-D23O | 228mm - 9" | 18D - 18.4 x 20.8 |
| L4 2.2L | 91-94 | EJ-D21F | 216mm - 8 1/2" | 17D - 20.2x23.2 |
| L4 2.5L c/y s/Turbo | 86-89 | EJ-D23A | 228mm - 9" | 18D - 18.4 x 20.8 |
| V8 5.9L (361") Versión 11" | 61-67 | EJ-D28D | 278mm - 10 15/16" | 23D - 23.1 x 26.1 |
| V8 6.3L (383") Versión 11" | 68-69 | EJ-D28D | 278mm - 10 15/16" | 23D - 23.1 x 26.1 |
| V8 6.8L (413") Versión 11" | 63-65 | EJ-D28D | 278mm - 10 15/16" | 23D - 23.1 x 26.1 |
| Lancer | | | | |
| L4 1.8L | 89-94 | | | |
| L4 2.0L Turbo | 90-94 | | | |
| L4 2.0L Turbo 4x4 | 90-94 | | | |
| L4 2.2L Sin turbo | 84-85 | EJ-D22A | 216mm - 8 1/2" | 18D - 18.4 x 20.8 |
| L4 2.2L Turbo | 84-85 | EJ-D23B | 228mm - 9" | 18D - 18.5 x 20.3 |
| L4 2.2L Sin turbo | 86 | EJ-D22A | 216mm - 8 1/2" | 18D - 18.4 x 20.8 |
| L4 2.2L Turbo sin intercooler | 86 | EJ-D23A | 228mm - 9" | 18D - 18.4 x 20.8 |
| L4 2.2L Turbo con intercooler | 86 | EJ-D23A | 228mm - 9" | 18D - 18.4 x 20.8 |
| Lebaron | | | | |
| L4 2.2L | 82-89 | EJ-D22A | 216mm - 8 1/2" | 18D - 18.4 x 20.8 |
| L4 2.2L | 82-89 | EJ-D23A | 228mm - 9" | 18D - 18.4 x 20.8 |
| L4 2.2L Turbo con intercooler | 90 | EJ-D23O | 228mm - 9" | 18D - 18.4 x 20.8 |
| L4 2.5L c/y s/Turbo | 86-89 | EJ-D23A | 228mm - 9" | 18D - 18.4 x 20.8 |
| V6 3.0L | 90 | EJ-D23O | 228mm - 9" | 18D - 18.4 x 20.8 |
| V6 3.0L | 91-93 | EJ-D23N | 228mm - 9" | 17D - 20.3 x 23.7 |
| Magnum K | | | | |
| L4 2.2L Turbo I, 5Vel | 84-87 | EJ-D23A | 228mm - 9" | 18D - 18.4 x 20.8 |
| L4 2.2L Turbo II, 5Vel | 85-87 | EJ-D23A | 228mm - 9" | 18D - 18.4 x 20.8 |
| Monaco | | | | |
| V8 5.9L (361") Versión 11" | 61-67 | EJ-D28D | 278mm - 10 15/16" | 23D - 23.1 x 26.1 |
| V8 6.3L (383") Versión 11" | 68-69 | EJ-D28D | 278mm - 10 15/16" | 23D - 23.1 x 26.1 |
| V8 6.8L (413") Versión 11" | 63-65 | EJ-D28D | 278mm - 10 15/16" | 23D - 23.1 x 26.1 |
| Neon | | | | |
| L4 2.0L MPFI,SOHC 5Vel Transm. A-578, 11o. Dígito VIN "T" | 94-98 | EJ-D23D | 228mm - 9" | 17D - 20.3 x 23.7 |
| L4 2.0L MPFI DOHC 5Vel Transm. A-578 11°. Dígito "D" (Modular) | 96-98 | EJ-D22C | 220mm - 8 11/16" | 17D - 23.8 |
| L4 2.0L MPFI 5Vel Transm. A-578 (Modular) | 98-05 | EJ-D22C | 220mm - 8 11/16" | 17D - 23.8 |
| L4 2.0L MPFI 5Vel Transm. A-578 (Modular) | 01-02 | EJ-D22C | 220mm - 8 11/16" | 17D - 23.8 |



Continuación

| | | | |
|-----------|-----------------|-----------|---------------|
| HE-037831 | 20.6mm - 13/16" | HM-039766 | 15.8mm - 5/8" |
| HE-037817 | 19mm - 3/4" | HM-039762 | 15.8mm - 5/8" |
| HE-037918 | 19mm - 3/4" | HM-039762 | 15.8mm - 5/8" |

| | | | |
|-----------|--|-----------|-----------------|
| HE-900029 | | HM-800047 | 18.2mm - 23/32" |
| HE-900029 | | HM-040004 | 18.2mm - 23/32" |



CHRYSLER / DODGE - PICK-UP / CAMIONETA

| Modelo | Número de Parte | CSC | Diámetro | Estriado |
|-----------------------------------------------------|-----------------|----------|-------------------|-------------------|
| Arrow | | | | |
| L4 2.0L | 81-82 | EJ-D22G | 216mm - 8 1/2" | 23D - 23.0 x 26.0 |
| L4 2.6L | 79-82 | EJ-MI23B | 224mm - 8 7/8" | 23D - 23.1 x 26.1 |
| Caravan | | | | |
| L4 2.2L SOHC | 83-88 | EJ-D23B | 228mm - 9" | 18D - 18.5 x 20.3 |
| L4 2.5L (Modular) | 93-95 | EJ-D23H | 233mm - 9 3/16" | 17D - 23.8 |
| L4 2.5L | 83-89 | EJ-D23A | 228mm - 9" | 18D - 18.4 x 20.8 |
| L4 2.5L | 90 | EJ-D23O | 228mm - 9" | 18D - 18.4 x 20.8 |
| L4 2.5L (Modular) | 93-95 | EJ-D23H | 233mm - 9 3/16" | 17D - 23.8 |
| L4 3.0L (Modular) | 93-95 | EJ-D23H | 233mm - 9 3/16" | 17D - 23.8 |
| L4 3.3L (Modular) | 93-95 | EJ-D23H | 233mm - 9 3/16" | 17D - 23.8 |
| D-50 | | | | |
| L4 2.0L | 81-90 | EJ-D22G | 216mm - 8 1/2" | 23D - 23.0 x 26.0 |
| D-100 | | | | |
| L6 3.7L (225") | 60-69 | | | |
| L6 3.7L (225") | 69-83 | EJ-D28L | 280mm - 11" | 23D - 24 x 26 |
| V6 3.9L (238") 4Vel | 88-91 | EJ-D28B | 278mm - 10 15/16" | 23D - 23.7 x 25.9 |
| V8 5.2L (318") | 60-69 | | | |
| V8 5.2L (318") | 81-85 | EJ-D28L | 280mm - 11" | 23D - 24 x 26 |
| V8 5.2L (318") | 88-91 | EJ-D28B | 278mm - 10 15/16" | 23D - 23.7 x 25.9 |
| V8 5.2L (318") | 94-00 | EJ-D30A | 301mm - 11 7/8" | 10D - 23.2 x 28.8 |
| V8 5.9L (360") | 71-87 | EJ-D28L | 280mm - 11" | 23D - 24 x 26 |
| V8 5.9L (360") | 88-91 | EJ-D28B | 278mm - 10 15/16" | 23D - 23.7 x 25.9 |
| V8 5.9L (360") | 94-02 | EJ-D30A | 301mm - 11 7/8" | 10D - 23.2 x 28.8 |
| D-150 | | | | |
| V6 3.7L (225") (106HP) 4Vel Transm. Tremec 190-FT | 70-87 | EJ-D28A | 279mm - 11" | 10D - 1 3/8" |
| V6 3.7L (225") | 88-91 | | | |
| V6 3.7L (225") | 92-93 | | | |
| V6 3.9L (238") Manguera de 144cm de largo | 92-93 | | | |
| V8 5.9L (360") Manguera de 144cm de largo | 92-93 | | | |
| D-150 Adventurer, Club Cab | | | | |
| L6 3.9L (238") (180HP) 4Vel Tremec 199-F9, 177-FT23 | 69-83 | EJ-D28F | 280mm - 11" | 19D - 22.6 x 25.9 |
| V6 3.9L (238") | 69-83 | EJ-D28F | 280mm - 11" | 19D - 22.6 x 25.9 |
| D-200 | | | | |
| L6 3.7L (225") | 60-69 | | | |
| V8 5.2L (318") | 60-69 | | | |
| D-250 | | | | |
| L6 3.7L (225") | 69-83 | EJ-D28L | 280mm - 11" | 23D - 24 x 26 |
| V6 3.9L (238") 4Vel | 88-91 | EJ-D28B | 278mm - 10 15/16" | 23D - 23.7 x 25.9 |
| V6 3.9L (238") | 92-93 | | | |
| V8 5.2L (318") | 81-85 | EJ-D28L | 280mm - 11" | 23D - 24 x 26 |
| V8 5.2L (318") | 88-91 | EJ-D28B | 278mm - 10 15/16" | 23D - 23.7 x 25.9 |
| V8 5.2L (318") | 92-93 | | | |
| V8 5.2L (318") | 94-00 | EJ-D30A | 301mm - 11 7/8" | 10D - 23.2 x 28.8 |
| V8 5.9L (360") (245HP) 4X4 | 92 | | | |
| D-250 Ram Charger | | | | |
| V8 5.9L (360") (245HP) 4Vel Transm. Tremec 177-FT16 | 88-90 | EJ-D28B | 278mm - 10 15/16" | 23D - 23.7 x 25.9 |
| V8 5.9L (360") (245HP) 4Vel Transm. Tremec 199-F2 | 91 | EJ-D28B | 278mm - 10 15/16" | 23D - 23.7 x 25.9 |
| D-250 Adventurer | | | | |
| V8 5.9L (360") (245HP) 4Vel Transm. Tremec 199-F9 | 92 | EJ-D28F | 280mm - 11" | 19D - 22.6 x 25.9 |



DIÁMETRO CILINDRO ESCLAVO

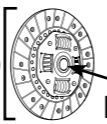


DIÁMETRO CILINDRO MAESTRO

PRELLENADOS

COMENTARIOS

| Modelo | Número de Parte | CSC | Diámetro | Estriado | Prellenados | Comentarios |
|--------|-----------------|-----|-------------|-----------|---------------|-----------------|
| | | | | | HM-036066 | 28.4mm - 1 1/2" |
| | | | | | HM-036066 | 28.4mm - 1 1/2" |
| | HE-360004 | | 25.4mm - 1" | | | HJ-001381 |
| | HE-360046 | | 25.4mm - 1" | HM-350049 | 22.2mm - 7/8" | HJ-006390 |
| | HE-360046 | | 25.4mm - 1" | HM-350049 | 22.2mm - 7/8" | HJ-006390 |
| | HE-360046 | | 25.4mm - 1" | HM-350049 | 22.2mm - 7/8" | HJ-006390 |
| | | | | | HM-036066 | 28.4mm - 1 1/2" |
| | | | | | HM-036066 | 28.4mm - 1 1/2" |
| | HE-360046 | | 25.4mm - 1" | HM-350049 | 22.2mm - 7/8" | HJ-000501 |
| | HE-360046 | | 25.4mm - 1" | HM-350049 | 22.2mm - 7/8" | HJ-000501 |
| | | | | | HM-350044 | 22.2mm - 7/8" |
| | HE-360003 | | 25.4mm - 1" | | | HJ-009157 |



CHRYSLER / DODGE - PICK-UP / CAMIONETA

| Modelo | Año | Código | Diámetro | Medida |
|-----------------------------------------------------------------------------------------|-------|---------|-------------------|---------------------|
| D-250 Adventurer | | | | |
| V8 5.9L (360") (245HP) 4Vel Transm. Tremec Clark 177-FT, Tremec 199-F9, Tremec 177-FT23 | 92-93 | EJ-D28F | 280mm - 11" | 19D - 22.6 x 25.9 |
| D-250 Power Ram | | | | |
| V8 5.9L (360") (245HP) 4Vel Transm. Tremec 177-FT16, Tremec 199-F2 | 88-91 | EJ-D28B | 278mm - 10 15/16" | 23D - 23.7 x 25.9 |
| D-250 Prospector | | | | |
| V8 5.9L (360") (245HP) 4Vel Transm. Tremec 177-FT16, Tremec 199-F2 | 88-91 | EJ-D28B | 278mm - 10 15/16" | 23D - 23.7 x 25.9 |
| D-300 | | | | |
| L6 3.7L (225") | 60-69 | | | |
| V8 5.2L (318") | 60-69 | | | |
| D-350 | | | | |
| V6 3.9L (238") | 92-93 | | | |
| V8 5.2L (318") | 92-93 | | | |
| V8 5.9L (360") (245HP) 4Vel Transm. Tremec 190-FT | 70-87 | EJ-D28A | 279mm - 11" | 10D - 1 3/8" |
| V8 5.9L (360") (245HP) 4Vel Transm. New Process Gear 435 | 70-87 | EJ-D28D | 278mm - 10 15/16" | 23D - 23.1 x 26.1 |
| V8 5.9L (360") (245HP) 4Vel Transm. Tremec 190-F39, Clark T90-F17, Tremec 190-F22 | 88-90 | EJ-D28B | 278mm - 10 15/16" | 23D - 23.7 x 25.9 |
| V8 5.9L (360") (245HP) 4Vel Transm. Tremec 190-F39, Clark T90-F17, Tremec 190-F22 | 91 | EJ-D28B | 278mm - 10 15/16" | 23D - 23.7 x 25.9 |
| V8 5.9L (360") (245HP) 4Vel Transm. Tremec 190-F39, Clark T90-F17, Tremec 190-F22 | 88-91 | EJ-D30C | 301mm - 11 7/8" | 23D - 23.7 x 25.9 |
| V8 5.9L (360") (245HP) 4Vel Transm. Tremec 199-F4, Clark T90-F17 | 92-93 | EJ-D28F | 280mm - 11" | 19D - 22.6 x 25.9 |
| Dakota | | | | |
| L4 2.2L | 87-89 | | | |
| L4 2.5L (120HP) 5Vel | 88-91 | EJ-D23R | 232mm - 9 1/8" | 23D - 25.88 x 23.76 |
| L4 2.5L (120HP) 5Vel | 92 | EJ-D23U | 232mm - 9 1/8" | 19D - 25.75 x 22.76 |
| L4 2.5L (120HP) 5Vel | 95-96 | | | |
| L4 2.5L (120HP) 5Vel | 96 | EJ-D23X | 232mm - 9 1/8" | 14D - 22.0 x 25.0 |
| L4 2.5L (120HP) 5Vel Transm. New Process Gear 535 | 96-97 | EJ-D23K | 232mm - 9 1/8" | 10D - 1 1/8" |
| L4 2.5L (120HP) 5Vel Transm. New Process Gear 535 | 97-02 | | | |
| V6 3.7L (225") (210HP) 6Vel | 04 | EJ-D30H | 300mm - 11 13/16" | 10D - 23.2 x 28.8 |
| V6 3.9L (238") | 87-91 | EJ-D26F | 263mm - 10 3/8" | 23D - 24 x 26 |
| L4 3.9L (120HP) 5Vel | 95-96 | | | |
| V6 3.9L (238") | 92-99 | EJ-D27J | 264mm - 10 7/16" | 10D - 23.2 x 28.8 |
| V6 3.9L (238") | 97-03 | EJ-D30H | 300mm - 11 13/16" | 10D - 23.2 x 28.8 |
| V6 3.9L (238") 6Vel | 01-03 | EJ-D30H | 300mm - 11 13/16" | 10D - 23.2 x 28.8 |
| V8 4.7L (280") | 00-05 | EJ-D30H | 300mm - 11 13/16" | 10D - 23.2 x 28.8 |
| L4 5.2L (120HP) 5Vel | 95-96 | | | |
| V8 5.2L (318") | 97-99 | | | |
| V8 5.9L (360") (245HP) 4X4 | 98-03 | | | |
| Dakota Gas | | | | |
| V8 4.7L (280") 6Vel, Transm. DEJ | 02-05 | EJ-D30H | 300mm - 11 13/16" | 10D - 23.2 x 28.8 |
| H-100 | | | | |
| L4 2.4L SOHC 5Vel | 03-05 | EJ-D24E | 240mm - 9 7/16" | 23D - 23.1 x 26.1 |
| L4 2.5L Diesel, 5Vel | 06-> | EJ-D24E | 240mm - 9 7/16" | 23D - 23.1 x 26.1 |
| Mini Ram Van | | | | |
| L4 2.2L (151HP) | 86-89 | EJ-D23B | 228mm - 9" | 18D - 18.5 x 20.3 |
| L4 2.2L (Modular) | 93-95 | EJ-D23H | 233mm - 9 3/16" | 17D - 23.8 |
| L4 2.5L (Modular) | 93-95 | EJ-D23H | 233mm - 9 3/16" | 17D - 23.8 |



DIÁMETRO CILINDRO ESCLAVO

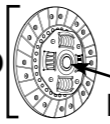


DIÁMETRO CILINDRO MAESTRO

PRELLENADOS

COMENTARIOS

| Modelo | Año | Código | Diámetro | Medida | Comentarios |
|--------------|-----|-----------|-----------------|-----------|-----------------|
| Continuación | | | | | |
| | | HE-360046 | 25.4mm - 1" | HM-350049 | 22.2mm - 7/8" |
| | | | | | HJ-000501 |
| Continuación | | | | | |
| | | | | HM-036066 | 28.4mm - 1 1/2" |
| | | | | HM-036066 | 28.4mm - 1 1/2" |
| | | HE-360003 | 25.4mm - 1" | | |
| | | | | HM-036066 | 28.4mm - 1 1/2" |
| | | HE-360046 | 25.4mm - 1" | HM-350049 | 22.2mm - 7/8" |
| | | HE-360046 | 25.4mm - 1" | HM-350049 | 22.2mm - 7/8" |
| | | | | | HJ-000501 |
| | | | | | HJ-000501 |
| | | HE-360003 | 25.4mm - 1" | HM-350044 | 22.2mm - 7/8" |
| | | | | HM-350044 | 22.2mm - 7/8" |
| | | | | HM-350044 | 22.2mm - 7/8" |
| | | HE-360046 | 25.4mm - 1" | | |
| | | | | HM-350021 | 22.2mm - 7/8" |
| | | | | HM-350021 | 22.2mm - 7/8" |
| | | | | HM-350074 | 22.2mm - 7/8" |
| | | HE-360084 | 17.4mm - 11/16" | HM-350113 | 18.2mm - 23/32" |
| | | | | HM-350021 | 22.2mm - 7/8" |
| | | | | HM-350074 | 22.2mm - 7/8" |
| | | HE-360084 | 17.4mm - 11/16" | HM-350113 | 18.2mm - 23/32" |
| | | | | HM-350074 | 22.2mm - 7/8" |
| | | HE-360084 | 17.4mm - 11/16" | HM-350113 | 18.2mm - 23/32" |
| | | HE-360084 | 17.4mm - 11/16" | HM-350113 | 18.2mm - 23/32" |



CHRYSLER / DODGE - PICK-UP / CAMIONETA

| Modelo | Año | Código | CSC | Diámetro | Medida |
|---------------------------------------------------------------------------------------------------------------------------------------------------------------------------------------|-------|----------|-----|-------------------|-------------------|
| Ram 2500 | | | | | |
| V8 5.9L (360") (245HP) 4X4 | 92-93 | EJ-D28F | | 280mm - 11" | 19D - 22.6 x 25.9 |
| V8 5.9L (360") TBI Transm. Tremec 199-A14, 199-A24 | 94-00 | EJ-D30A | | 301mm - 11 7/8" | 10D - 23.2 x 28.8 |
| V8 5.9L (360") MPFI 5Vel | 98-99 | | | | |
| V8 5.9L (360") MPFI 5Vel | 00-02 | EJ-D30A | | 301mm - 11 7/8" | 10D - 23.2 x 28.8 |
| Ram 2500 ST / SLT / SXT / TRX4 / Laramie / Sport | | | | | |
| L6 5.9L (408") Turbo Diesel, Transm G56 Aluminio 6Vel (Versión NO-Autoajustable) (Conversión a volante sólido, volante incluido) | 05-09 | EJ-D33G | | 333mm - 13 1/8" | 10D - 1 3/8" |
| L6 5.9L (408") Turbo Diesel, Transm G56 Aluminio 6Vel con toma de fuerza, (Versión NO-Autoajustable) (Conversión a volante sólido, volante incluido) (Versión disco pasta ceramética) | 05-09 | EJ-D33GC | | 333mm - 13 1/8" | 10D - 1 3/8" |
| L6 6.7L (408") Turbo Diesel, Transm G56 Aluminio 6Vel (Versión NO-Autoajustable) (Conversión a volante sólido, volante incluido) | 07-10 | EJ-D33G | | 333mm - 13 1/8" | 10D - 1 3/8" |
| Ram 2500 | | | | | |
| L6 6.7L (408") Turbo Diesel, Transm G56 Aluminio 6Vel con toma de fuerza, (Versión NO-Autoajustable) (Conversión a volante sólido, volante incluido) (Versión disco pasta ceramética) | 07-10 | EJ-D33GC | | 333mm - 13 1/8" | 10D - 1 3/8" |
| Ram 2500, Pick-Up 4x2 | | | | | |
| V8 5.2L (318") 5Vel | 01-05 | EJ-D30E | X | 300mm - 11 13/16" | 10D - 23.2 x 28.8 |
| V8 5.9L (360") 4Vel | 94-00 | EJ-D30A | | 301mm - 11 7/8" | 10D - 23.2 x 28.8 |
| Ram 2500, Pick-Up 4x4 | | | | | |
| V8 5.9L (360") TBI 4X4 4Vel Transm, Tremec TR 3340-4, TR 3340-9 | 94-00 | EJ-D30A | | 301mm - 11 7/8" | 10D - 23.2 x 28.8 |
| Ram 3500 | | | | | |
| V8 4.7L (286") (235HP) 5Vel 4x2, 4x4 | 02-07 | EJ-D30E | X | 300mm - 11 13/16" | 10D - 23.2 x 28.8 |
| V8 5.2L (318") | 81-85 | EJ-D28L | | 280mm - 11" | 23D - 24 x 26 |
| V8 5.2L (318") | 88-91 | EJ-D28B | | 278mm - 10 15/16" | 23D - 23.7 x 25.9 |
| V8 5.2L (318") | 94-00 | EJ-D30A | | 301mm - 11 7/8" | 10D - 23.2 x 28.8 |
| V8 5.2L (318") | 98 | | | | |
| V8 5.2L (318") | 00-03 | | | | |
| V8 5.2L (318") (230HP) 4X2, 4X4 | 01 | EJ-D30E | X | 300mm - 11 13/16" | 10D - 23.2 x 28.8 |
| V8 5.7L (350") 5Vel Transm NVG 4500 | 03-08 | EJ-D29A | | 290mm - 11 7/16" | 10D - 1 1/8" |
| V8 5.9L (360") | 03-08 | EJ-D28L | | 280mm - 11" | 23D - 24 x 26 |
| V8 5.9L (360") | 88-91 | EJ-D28B | | 278mm - 10 15/16" | 23D - 23.7 x 25.9 |
| V8 5.9L (360") (245HP) 4X4 | 92-93 | EJ-D28F | | 280mm - 11" | 19D - 22.6 x 25.9 |
| V8 5.9L (360") MPFI Transm, Tremec T199-A14 | 96-02 | EJ-D30A | | 301mm - 11 7/8" | 10D - 23.2 x 28.8 |
| V8 5.9L (360") MPFI 5Vel | 98-99 | | | | |
| Ram 3500 ST / SLT / SXT / TRX4 / Laramie / Sport | | | | | |
| L6 5.9L (408") Turbo Diesel, Transm G56 Aluminio 6Vel (Versión NO-Autoajustable) (Conversión a volante sólido, volante incluido) | 05-07 | EJ-D33G | | 333mm - 13 1/8" | 10D - 1 3/8" |
| L6 5.9L (408") Turbo Diesel, Transm G56 Aluminio 6Vel con toma de fuerza, (Versión NO-Autoajustable) (Conversión a volante sólido, volante incluido) (Versión Disco Pasta Ceramética) | 05-07 | EJ-D33GC | | 333mm - 13 1/8" | 10D - 1 3/8" |
| L6 6.7L (408") Turbo Diesel, Transm G56 Aluminio 6Vel (Versión NO-Autoajustable) (Conversión a volante sólido, volante incluido) | 07-10 | EJ-D33G | | 333mm - 13 1/8" | 10D - 1 3/8" |
| L6 6.7L (408") Turbo Diesel, Transm G56 Aluminio 6Vel con Toma de fuerza, (Versión NO-Autoajustable) (Conversión a volante sólido, volante incluido) (Versión Disco Pasta Ceramética) | 07-10 | EJ-D33GC | | 333mm - 13 1/8" | 10D - 1 3/8" |



DIÁMETRO CILINDRO ESCLAVO



DIÁMETRO CILINDRO MAESTRO

| Modelo | Año | Código | CSC | Diámetro | Medida | Prellenados | Comentarios |
|--------------|-----|-----------|-----|-------------|--------|-------------|-----------------|
| Continuación | | | | | | | |
| | | HE-360046 | | 25.4mm - 1" | | | |
| | | | | | | HM-350112 | 18.2mm - 23/32" |
| EC-D30E | | | | | | | |
| EC-D30E | | | | | | | |
| EC-D30E | | | | | | | |
| EC-D30E | | | | | | HM-350112 | 18.2mm - 23/32" |
| EC-D30E | | | | | | HM-350112 | 18.2mm - 23/32" |
| HE-360046 | | | | 25.4mm - 1" | | | |
| | | | | | | HM-350112 | 18.2mm - 23/32" |

