




CATÁLOGO 2021-2022





Champion líder en tecnología desde 1908.
A la vanguardia en soluciones automotrices por más de 100 años.

GAMA PREMIUM DE BUJÍAS CHAMPION®



PLATINO

- Electrodo central de punta fina de Platino.
- Electrodo de tierra con corte en V, que concentra la chispa para una mejor quema de combustible.
- Punta de platino resistente al desgaste que ayuda a mantener la calibración adecuada durante la vida útil de la bujía.



DOBLE PLATINO

- Electrodo central con punta fina de platino.
- Mantiene la temperatura de funcionamiento estable bajo todas las cargas del motor.
- Electrodo de tierra y central de platino que ayuda a una mayor resistencia al desgaste.



IRIDIO

- Electrodo central de iridio.
- Electrodo central de punta fina que concentra la chispa para una mejor quema de combustible.
- Electrodo de tierra con inserto de platino con corte en V que provee una mejor concentración de chispa.

GAMA DE BUJÍAS CHAMPION®



NÍQUEL

- Hexágono con baño electrolítico de zinc.
- Protección contra la corrosión.
- Mantiene la calibración de la bujía en todo momento.



COPPER PLUS

- Electrodo central con núcleo de cobre que mantiene un buen control en la disipación de calor.
- Patentado con supresor **FISS** para suprimir interferencias.

INDICE

CHAMPION EO	2
BOLETINES TÉCNICOS CHAMPION	5
NOMENCLATURA CHAMPION	14
APLICACIONES POR ARMADORA	20
BUJÍAS PARA MOTORES MARINOS FUERA DE BORDA	82
CONSECUTIVO POR NÚMERO DE PARTE: MOTORES MARINOS	88
BUJÍAS PARA PODADORAS	90




CHAMPION PARA EQUIPO ORIGINAL


CHAMPION 2021-2022


CHAMPION PARA EQUIPO ORIGINAL




RC10DMC	
	CHEVROLET TRAX 4L, 1.8 LTS.
	CHEVROLET SONIC 4L, 1.6 LTS.


RA7YC	
	CHEVROLET SPARK 4L 1.2 LTS.


RER8ZWYCB4 (9407)			
	CHRYSLER 200 6V, 3.6 LTS	DODGE JOURNEY 6V, 3.6 LTS.	JEEP WRANGLER 6V,3.6 LTS.
	CHRYSLER 300 6V, 3.6 LTS.	JEEP GRAND CHEROKEE 6V, 3.6 LTS.	RAM 1500, 6V, 3.6 LTS.
	TOWN AND COUNTRY 6V, 3.6 LTS.	JEEP CHEROKEE 6V, 3.2 LTS.	RAM PROMASTER 1500,2500, 3500
	VOLKSWAGEN ROUTAN 6V, 3.6 LTS.		


RE10PMC5 (3032)	
	DODGE VIPER y VIPER SRT 8V, 8.4 LTS.


RC9MCC	
	DODGE VISION 4L, 1.6 LTS.
	FIAT PALIO 4L, 1.6 LTS.




REC10WMPB4 (9775)	
	JEEP RENEGADE 4L, 2.4 LTS.
	JEEP CHEROKEE 4L, 2.4 LTS.


RC12YC5	
	HYUNDAI i10 4L. 1.1 LTS.

RER8WYPB4	
	HYUNDAI GRAND i10, 4L 1.2 LTS.

REA12WMPB4 (9412)		
	NISSAN NOTE 4L, 1.6 LTS.	NISSAN TIIDA 4L, 1.6 LTS.
	NISSAN MARCH 4L, 1.6 LTS..	NISSAN VERSA 4L, 1.6 LTS.

RER8WYPB	
	KIA NIRO 4L, 1.6 LTS.

RER8MC	
	KIA SOUL 4L, 1.6 Y 2.0 LTS.

RC87YCL	
	RENAULT SANDERO 4L, 1.6 LTS.
	RENAULT DUSTER 4L, 2.0 LTS.



BOLETINES TÉCNICOS CHAMPION

CHAMPION 2021-2022



> BOLETINES TÉCNICOS CHAMPION ...

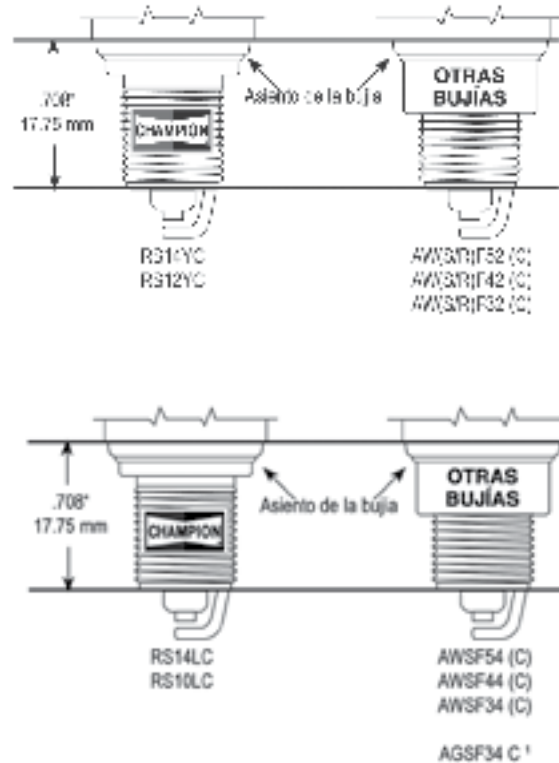
1. // ROSCA DEL CASQUILLO EN MOTORES FORD

Hay ciertos motores Ford que usan bujías con diseño de mitad de rosca del casquillo, como se ve en la ilustración.

El propósito de este diseño es permitir la instalación automatizada de la bujía en la planta armadora, ambas bujías de **Ford** y **Champion** tienen *idéntico rango térmico, mismo diámetro de rosca, mismo diámetro de hexágono y mismo diseño de la punta de encendido del aislador.*

Si se comparan las dimensiones (ver ilustración), se logra ver que ambas bujías penetran la misma distancia dentro de la cámara de combustión.

Champion ofrece el diseño de rosca larga, el cual reemplaza al diseño de Ford de mitad de rosca, con el objeto de asegurar el sellado de la bujía y evitar fugas de compresión.



2. // CALIBRACIÓN DE BUJÍAS PARA MOTORES CON COMBUSTIBLES ALTERNOS

Se sugiere **NO** usar aumentos para bujías en motores carburados y a gas, que han sufrido desgaste y que tienen paso de aceite a las cámaras de combustión; ya que el instalar el aumento reduce considerablemente la capacidad de la bujía de transferir el calor de la cámara de combustión al sistema de enfriamiento.

Por lo que la bujía y el aumento pueden convertirse en una fuente de pre-encendido.

Ejemplo:

- Bujía tipo N12Y para motores en buenas condiciones.
- Bujía tipo N14Y para motores con problemas de desgaste.

SISTEMAS DE IGNICIÓN	GAS LP	GASOLINA Y GAS LP
Convencional	(0.018" - 0.023")	(0.024" - 0.029)
Electrónico	(0.020" - 0.030")	(0.028" - 0.040)

3.// CALIBRACIÓN DE BUJÍAS CON METALES PRECIOSOS

Las bujías de platino doble, sencillo e iridio están equipadas con tecnología de electrodos finos. Estos materiales ayudan a concentrar la chispa entre ambos electrodos, permitiendo que la bujía logre el máximo rendimiento.

Cuando se calibran este tipo de bujías, se debe tener cuidado de **NO** hacer contacto con los materiales preciosos ya que se pueden dañar.

Los calibradores de tipo moneda **NO** son adecuados para calibrar estos tipos de bujías, ya que en todo momento estos calibradores están en contacto con los metales preciosos.

Con este tipo de calibradores se palanquea o se dobla el electrodo de tierra mientras se está buscando la calibración deseada, dañando a estos materiales y poniendo en peligro el rendimiento y duración de la misma.

La recomendación para no dañar los metales preciosos es usar la herramienta adecuada: **“CALIBRADOR DE ALAMBRES”**, ya que éste hace el mínimo contacto entre ellos y ajustando únicamente el electrodo de tierra.



Calibrador tipo moneda



Calibrador tipo alambre



> BOLETINES TÉCNICOS CHAMPION ...

4. // CARGAS DISRUPTIVAS

Cuando los cables de las bujías envejecen, empiezan a volverse duros y quebradizos, provocando fracturas que permiten que el aislador de la bujía se contamine.

Un capuchón altamente quebradizo se vuelve un conductor de electricidad bajo estas características, teniendo como resultado una falta de encendido.

La descarga disruptiva se produce cuando el capuchón del cable de alta tensión con la terminal de la bujía no está sellando adecuadamente y el voltaje requerido en la punta de encendido de las bujías es mayor que el voltaje requerido para formar un arco externo. Entre las causas típicas de una carga disruptiva se encuentran, como se dijo anteriormente, los capuchones de cables de bujías dañados, alta humedad y electrodos de bujías desgastados.

La carga disruptiva se identifica en la parte superior del aislador de la bujía por las trayectorias ennegrecidas presentes en donde se haya producido la chispa y el rastro hacia abajo en la superficie del aislador. En muchos casos se culpa a la bujía de ser la causa de este problema, simplemente porque no se toma el tiempo de verificar los capuchones.

Champion incorpora en el aislador de la bujía **5 nervaduras**, combinando con capuchones de buena calidad para prevenir las dañinas cargas disruptivas.

Este tipo de falla es una situación común pero problemática en cualquier motor moderno, se acentúa más con los motores tipo **“Hemisféricos”** como los de las marcas **Chrysler, Dodge y Jeep** donde aplica la bujía Champion RE14MCC4.

Y es porque la bujía está insertada (alojada) en un tubo o funda, donde es muy probable encontrar concentraciones de vapor del combustible caliente.

Una solución es poner **“GRASA DIELECTRICA”** de alta temperatura en la parte interna del **“CAPUCHÓN”** del cable y cubrir la terminal de la bujía con el mismo tipo de grasa. Esta previene la entrada de los vapores de aceite y combustible, sin contaminar el aislador de la bujía y evitará la condición de esta línea de carbón, también conocida como **“FLASH OVER”**.

Es recomendable siempre poner grasa dieléctrica cada vez que se saque el capuchón de la bujía. Independientemente de que su juego de cables sea nuevo o usado.



5. // DIFERENCIAS ENTRE UNA BUJÍA REACONDICIONADA Y UNA BUJÍA NUEVA

La piratería de bujías es tan grande como la de cualquier otro producto y la ignorancia hace que exista un gran mercado para ellas. Algunos talleres recuperan y venden las bujías de desecho a personas sin escrúpulos que luego las “maquilan” para que parezcan nuevas.

El recubrimiento de Zinc del casquillo, por ejemplo, es simulado con cromo y los electrodos “reconstruidos” a base de lijado, pero aunque la bujía luzca “bien” en realidad se trata de una pieza que puede ocasionar serios daños. Por ejemplo, la compresión que generan los cilindros puede disparar el aislador con la velocidad de una bala y perforar la carrocería.

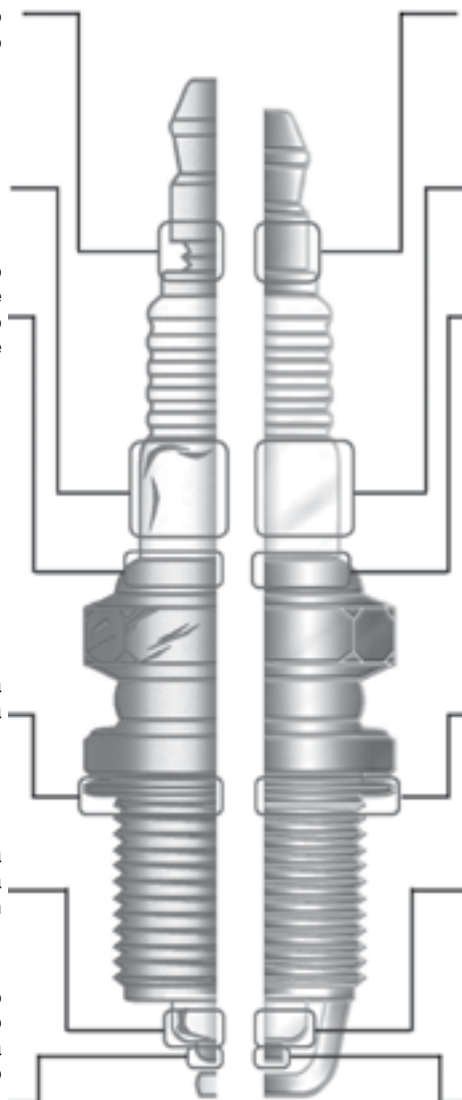
El mejor método para reconocer una bujía reacondicionada es observar la porcelana que recubre el electrodo central, la cual se mancha con el uso y es imposible de limpiar (no hay ácido en el mundo que rescate el blanco que tenía cuando nueva). Otra es fijarse si los electrodos presentan raspaduras de lijado, ya que las bujías nuevas no las tienen.

// REACONDICIONADA

- Normalmente la tuerca de la terminal no llega al tope debido al espesor de cromo que le ponen a las partes metálicas.
- Aislador sucio, rayado o despostillado.
- Sello interior de polvo esponjoso debido a los diferentes pasos a los que se somete la bujía en el proceso de cromado, esto puede ocasionar desprendimiento de aislador con fuga de compresión.
- Huellas de herramientas en el hexágono, lo cual indica que ésta bujía fue usada.
- Arandela compactada, lo cual indica que esta bujía ya fue instalada y apretada en la cabeza de un motor.
- Nariz del aislador sucio, esto significa que la bujía fue usada y ningún sistema de limpieza puede evitar ésta coloración café marrón.
- Electrodo central redondeado debido al desgaste natural de una bujía usada o limado. Cuando reacondicionan la bujía la liman para aparentar que no ha sido usada, y además está cromado.

// NUEVA

- Terminal que ajusta perfectamente en el tope y zincada (color más opaco que el cromo).
- Aislador limpio, brillante y sin despostilladuras.
- Sello de polvo, perfectamente compacto.
- Casquillo con hexágono, cuyas paredes están perfectamente lisas y planas (sin huellas de herramientas).
- Arandela sin compactar, lista para ajuste de motor.
- Aislador cerámico limpio completamente blanco.
- Electrodo central con corte recto hecho en fábrica y de color de níquel (gris opaco).





➤ BOLETINES TÉCNICOS CHAMPION ...

6. // CONSEJOS PARA LA INSTALACIÓN DE BUJÍAS

Después de la vida útil de las bujías, una o varias pueden resultar difíciles de aflojar, por lo que es recomendable el uso de un removedor de óxido en aquellas bujías que estén demasiado apretadas. Aplique una fuerza constante con el maneral hasta que ceda la bujía. Antes de sacar la bujía de su lugar, sopletee para eliminar el polvo circundante que pudiera caer dentro de la cámara de combustión. Si al sacar la bujía con la mano advertimos mucha resistencia, puede deberse al carbón que se ha acumulado en los hilos de la rosca. Esta condición es más frecuente en motores viejos. Con una herramienta apropiada, deberán limpiarse tanto la rosca como la zona de asentamiento de la bujía para lograr un buen sello de contacto antes de instalar las bujías nuevas.

Para remover las bujías en motores con cabeza de aluminio, se deberá a que el motor este frío, el remover las bujías de una cabeza de cilindros de aluminio mientras esté caliente, puede dañar la rosca y la cabeza por sus diferentes índices de dilatación.

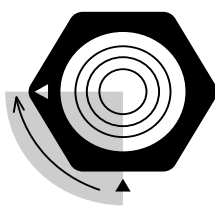
Instale las nuevas bujías a mano hasta llegar al tope y complete la instalación con una herramienta adecuada. Una bujía de asiento recto requerirá aproximadamente 1/4 de vuelta para lograr un buen sellado. Las bujías de asiento cónico no usan arandela y sólo requieren de aproximadamente 1/16 de vuelta para sellar.

BUJÍAS DE ASIENTO CÓNICO



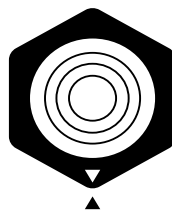
AJUSTE A MANO

Inserte la bujía en el cilindro a mano.



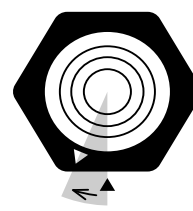
1/4 VUELTA CON LLAVE

Apriete la bujía con una llave de caja.



AJUSTE CON LLAVE

Inserte la bujía en el cilindro a mano.



1/16 VUELTA CON LLAVE

Apriete la bujía con una llave de caja.

VALORES DE APRIETE


Antes de instalar bujías es importante verificar el alineamiento y que la distancia entre electrodos sea la especificada, empleando el calibrador especial y actuando sólo sobre el electrodo lateral.

DIÁMETRO DE LA ROSCA DE LA BUJÍA		CABEZAS DE FIERRO COLADO		CABEZAS DE ALUMINIO	
		LBS./PIE	VUELTAS	LBS./PIE	VUELTAS
	10 mm.	8-12	1/4	8-12	1/4
Asiento	12 mm.	10-12	1/4	10-18	1/4
Recto	14 mm.	16-30	1/4 a 3/8	18-22*	1/4
	18 mm.	32-38	1/4	24-34	1/4
Asiento	14 mm.	7-15	1/16	7-15	1/16
Cónico	18 mm.	15-20	1/16	15-20	1/16

7. // DISEÑO Y TECNOLOGÍA DE LAS BUJÍAS DE ENCENDIDO CHAMPION

La bujía consta de tres componentes principales:
el casquillo, el aislador y los electrodos.

El **casquillo de bujía** es un hexágono metálico con rosca que se usa para sellar la cámara de combustión y proporcionar un medio para remover e instalar la bujía. Las dimensiones del casquillo son estándares dentro de la industria. Tanto la **SAE** como la **ISO** tienen un conjunto de estándares que cubren al tamaño del hexágono, el diámetro y el paso de la rosca. La mayoría de los casquillos usan un acero estirado a presión para mantener las tolerancias exactas. El casquillo estirado a presión es sometido a un proceso de laminado en frío para formar las roscas de las bujías. Esto evita los bordes filosos que podrían cortar roscas nuevas dentro de las cabezas del cilindro de aluminio. Los automóviles modernos usan dos tipos de asientos para sellar la cámara de combustión. Un **tipo recto**, se ajusta a una superficie lisa en la cabeza. El otro, de **tipo cónico** que se ajusta a un asiento biselado en la cabeza del cilindro.



En la mayoría de los motores, estos diseños no son intercambiables. Sin embargo, algunos de los modelos recientes de **General Motors** tienen cabezas especiales que pueden aceptar ambos diseños.

Una vez que el casquillo esté formando con su rosca, se recubre con zinc para prolongar su vida y reducir la posibilidad de atascamiento en las cabezas de aluminio.

Nuestra última tecnología combina los revestimientos **TINTAC y ULTRASEAL** sobre el recubrimiento para reducir aún más la corrosión y el atascamiento.

Este proceso patentado es el resultado de nuestro trabajo de desarrollo con bujías de 100,000 millas y se usa en todas las bujías **Champion**.

El segundo componente de una bujía es **el aislador**, el cual tiene dos funciones:

- Primero aísla el voltaje secundario de ignición de una conexión a tierra a cualquier parte excepto a través de la separación entre los electrodos en la cámara de combustión.
- Su segunda función es transmitir el calor recogido en el proceso de combustión hasta el sistema de enfriamiento.

Los **aisladores Champion** son fabricados de cerámica de alto grado que consiste de óxido de aluminio con un alto contenido de zirconia. Esta cerámica puede aislar el voltaje más elevado usado en los sistemas de ignición de la actualidad, a la vez que realmente soporta en las duras condiciones de la cámara de combustión.

Los rebordes en la parte superior del aislador están diseñados para evitar que la chispa viaje hacia tierra por fuera de la bujía en lugar de ir por el centro de la misma.

En la mayoría de los sistemas de ignición, la falta de estos rebordes puede producir una falla intermitente de ignición y reducir el desempeño del motor.

El último componente principal de una bujía son **los electrodos**. Estos están diseñados para conducir la chispa desde el cable de la bujía hacia la cámara de combustión y proporcionar la separación.

Las **bujías Copper Plus de Champion** usan una aleación con un alto contenido de cromo níquel para proporcionar larga vida y desempeño. Los productos químicos creados en el proceso de combustión a menudo son corrosivos y rápidamente dañan a los metales menores.



> BOLETINES TÉCNICOS CHAMPION ...

Adelantos adicionales en el desempeño (la vida) de las bujías implican el uso de metales preciosos. **Champion** fabrica bujías de larga vida que usan electrodos de **iridio, tungsteno, plata platino y oro paladio.**

8. // DEFINICIÓN

La definición del propósito de la bujía es muy clara.

- Una bujía sella la cámara de combustión.
- Conduce una chispa, que se genera en la bobina de ignición hasta la cámara de combustión y proporciona una separación para que la chispa salte.
- Finalmente, conduce el calor que recoge del proceso de combustión hasta la cabeza del cilindro y hacia el sistema de enfriamiento.

Cuando una bujía brinda estos tres aspectos básicos, entonces es capaz de iniciar el proceso de combustión.

Existe una gran catidad de tecnología dentro del diseño y fabricación de una bujía que reúne estos requerimientos y gracias a ella le confiere al motor una larga vida y un desempeño superior. Es importante recordar que no hay un diseño que le permita a una bujía generar más voltaje o una chispa más caliente, ya que la energía de la chispa es generada en la bobina. También es importante tomar en cuenta que las bujías no producen calor, ya que éste lo recoge desde la cámara de combustión y lo transmiten hacia el sistema de enfriamiento.

Esta definición básica de una bujía le beneficiará a medida que se describan las características y los diseños de las **Bujías Champion**. También le ayudará a comprender mejor el valor de estudiar las condiciones de las puntas de ignición de las bujías.

9. // RANGO TÉRMICO

El término “**RANGO TÉRMICO**” se refiere a las características térmicas de las bujías, particularmente a su habilidad para disipar el calor de la combustión desde su extremo de encendido hasta la cabeza del motor y medio de enfriamiento de éste.

Una bujía debe mantener un flujo uniforme de disipación de calor desde su extremo de encendido, para evitar convertirse en una fuente de pre-encendido. Por otro lado, debe estar lo suficientemente caliente, para poder quemar y desprender los depósitos que podrían poner en corto circuito el alto voltaje ocasionando fallas de encendido.

Para cualquier aplicación en particular, la gama de temperaturas comprendidas desde la operación en marcha mínima hasta acelerador totalmente abierto, es lo que define el rango térmico de una bujía.

Desde el punto de vista de diseño, este rango de temperaturas está determinado por la longitud del extremo de encendido del aislador. Para un mejor servicio, la bujía debe operar dentro de un rango comprendido entre los 400° C y 800° C. La selección de la bujía apropiada para un diseño determinado de motor, se hace en base a este criterio y para tal objeto, las **bujías Champion Termopar** nos indican las temperaturas en el extremo de encendido.

Generalmente cada tamaño y diseño de bujía se fabrica en diferentes rangos térmicos según se ilustra a continuación. Varían desde el tipo “**FRÍA**” que trabaja en un rango de bajas temperaturas, hasta el tipo “**CALIENTE**” que trabaja en el rango más alto de temperaturas medias con el mismo indicador, el mismo motor y bajo condiciones idénticas de operación.

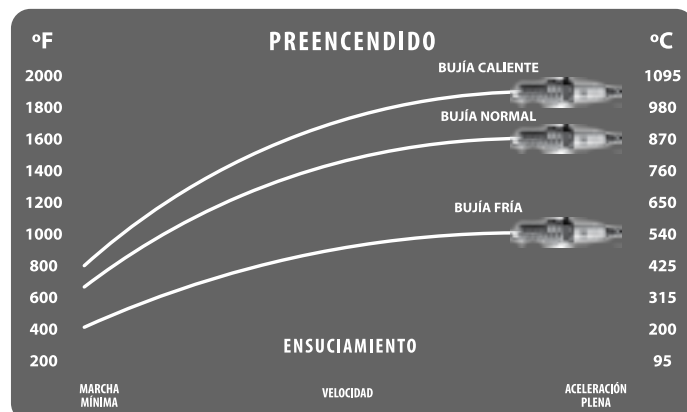
Las bujías que tienen aislador corto en el extremo de encendido, se llaman de diseño **FRÍO**, puesto que disipan el calor rápidamente.

➤ BOLETINES TÉCNICOS CHAMPION ...

Se usan donde las temperaturas de las cámaras de combustión son relativamente altas. Los diseños **"MÁS CALIENTES"** con un aislador más largo, tienen una transferencia de calor menor y su aplicación es en cámaras cuyas temperaturas de operación son relativamente bajas.

La temperatura en la que opera una bujía, es lo que determina si es una bujía caliente o fría y no necesariamente por su diseño.

En ésta gráfica se ilustran curvas de temperaturas, características de los tres diferentes rangos térmicos de bujías.



10. // DISEÑO DE AMPLIO RANGO TÉRMICO

Los motores requieren bujías de un rango térmico relativamente frío durante su operación en máximo rendimiento. Estos mismos motores sólo desarrollan una fracción de su capacidad total en el manejo a bajas velocidades con continuos altos y arranques, haciendo necesario el uso de una bujía de rango térmico más caliente.

El cambiar constantemente de bujías para satisfacer las diferentes necesidades según la operación del motor, resulta poco práctico. **Champion** resuelve este problema por medio de varios diseños obteniendo bujías con un rango térmico más amplio, siendo entre ello el más importante el **Turbo-Action**, que introduce el extremo de encendido con mayor profundidad dentro de la cámara de combustión.

En comparación con una punta de encendido convencional, la de punta saliente se distingue fácilmente. Como se ilustra, esta punta se proyecta más allá de la sección roscada del casquillo. Las **bujías de Punta Saliente** se aplican en casi todos los diseños de motores automotrices con válvulas a la cabeza.

El diseño de **Punta Saliente** aprovecha el efecto llamado carga de enfriamiento a altas velocidades del motor, en el cual la mezcla fresca de aire y combustible reduce la temperatura de la punta de encendido al incidir sobre ésta.

Al lograr esta mejor protección contra el sobre-calentamiento, se puede diseñar una bujía que pueda trabajar con una temperatura más alta en bajas velocidades o en marcha mínima; evitando los efectos de ensuciamiento de carbón por baja temperatura.





> BOLETINES TÉCNICOS CHAMPION ...

11. // NOMENCLATURA CHAMPION

// LETRA	// DESCRIPCIÓN
B	Tamaño estándar y asiento cónico.
C	Tamaño pequeño tipo bantam.
D	Tamaño pequeño tipo natam y asiento cónico.
E	Blindada 5/8"-24.
G	1"-20 conector hembra.
H	Blindadas 3/4"-20.
K	Resistor.
M	Blindada 5/8"-24 Militar.
Q	Supresor inductivo.
R	Resistor.
S	Blindada 11/16"-24.
T	13/16"-20 hilos debajo del hexágono.
U	Abertura intensificadora.
X	Resistor aplicaciones especiales.
Z	Largo alcance y casquillo 1/2 roscado.

// NÚMERO BÁSICO (RANGO TÉRMICO Y APLICACIÓN GENERAL)

// No. REF.	// DESCRIPCIÓN
1-25	Automotrices, motores pequeños y militares.
26-50	Aviación.
51-75	Motores de competencia.
76-399	Industriales y aplicaciones especiales.

// SUFJO NUMÉRICO

// No.	// DESCRIPCIÓN
4	0.040" 1.0 mm. Calibraciones amplias requeridas.
5	0.054" 1.4 mm. Para satisfacer los requerimientos.
6	0.060" 1.5 mm. Federales del Edo. de California.
8	0.080" 2.0 mm.



// PRIMERO O SEGUNDO SUFJO

// LETRA	// DESCRIPCIÓN
A	Bujía convencional.
B	Múltiples electrodos de tierra.
C	Electrodo central con núcleo de cobre.
E	7.4 mm. de proyección de la nariz del aislador.
G	Electrodo fino de metal precioso.
J	Electrodo de tierra recortado.
L	5.1 mm. de proyección de la nariz del aislador.
M	3.0 mm. de proyección de la nariz del aislador.
N	4 electrodos de tierra.
P	Electrodo central de platino.
R	Electrodo de tierra tipo competición.
S	Electrodo de tierra simple a lado del electrodo central.
V	Encendido tipo marino.
X	Electrodo fino.
Y	1.5 mm. de proyección de la nariz del aislador.

// PRIMER PREFIJO

// LETRA CUERDA	// DIÁMETRO	// ALCANCE	// HEXÁGONO
A	12 mm.	3/4"	11/16"-18 mm.
B	18 mm.	3/16"	7/8"
C	14 mm.	3/4"	5/8"
D	18 mm.	1/2"	7/8"
E	14 mm.	1"(25.4 mm)	5/8"
F	18 mm.	0.400" asiento cónico	13/16"
G	10 mm.	0.750"	5/8"
H	14 mm.	7/16"	13/16"
J	14 mm.	3/8"	13/16"
K	18 mm.	diverso	1"
L	14 mm.	1/2"-0.472"	13/16"
M	18 mm.	1/2"	7/8"-11/16"
N	14 mm.	3/4"	13/16"
P	12 mm.	0.492	11/16"
R	12 mm.	3/4"	3/4"-11/16"
S	14 mm.	0.708 asiento cónico	5/8"
U	18 mm.	11/8"	7/8"
V	14 mm.	0.406" asiento cónico	5/8"
W	7/8"-16	diverso	15/16"-1"
X	14 mm.	0.500"	5/8"
Y	10 mm.	1/4"	5/8"
Z	10 mm.	0.492	5/8"

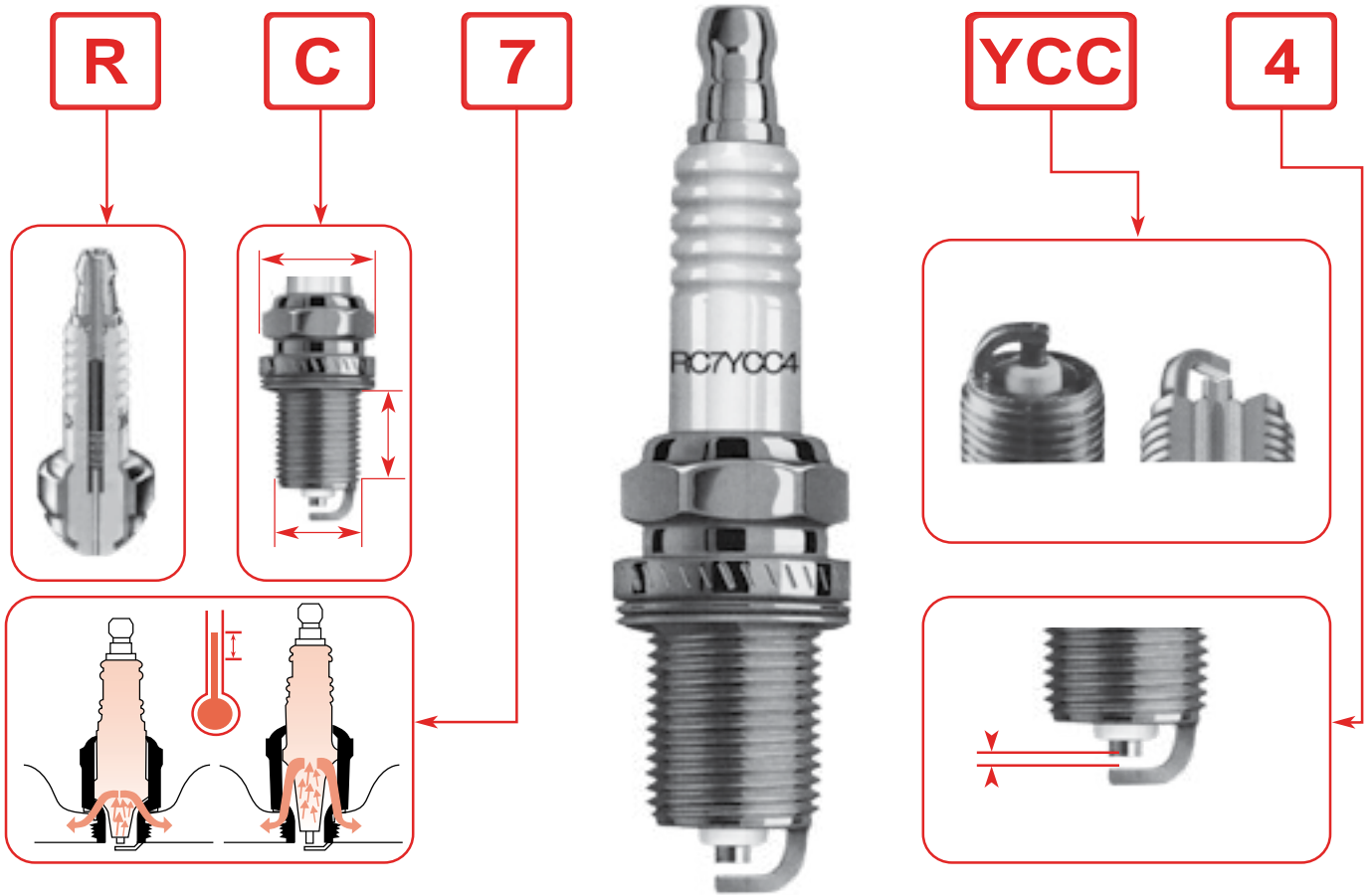
// COMBINACIÓN DE PREFIJO

// LETRA CUERDA	// DIÁMETRO CUERDA	// ALCANCE	// HEXÁGONO	// ASIENTO
BL o V	14 mm.	0.460"	5/8"	cónico
BN o S	14 mm.	0.708"	5/8"	cónico
CJ	14 mm.	3/8"	3/4"-13/16"	recto
DJ	14 mm.	0.325"	5/8"	cónico
DZ	10 mm.	0.500"	5/8"	cónico
EC	14 mm.	0.265"	5/8"	recto
E o ES	14 mm.	1.000"	5/8"	cónico
FZ o C	14 mm.	0.750"	5/5"	recto

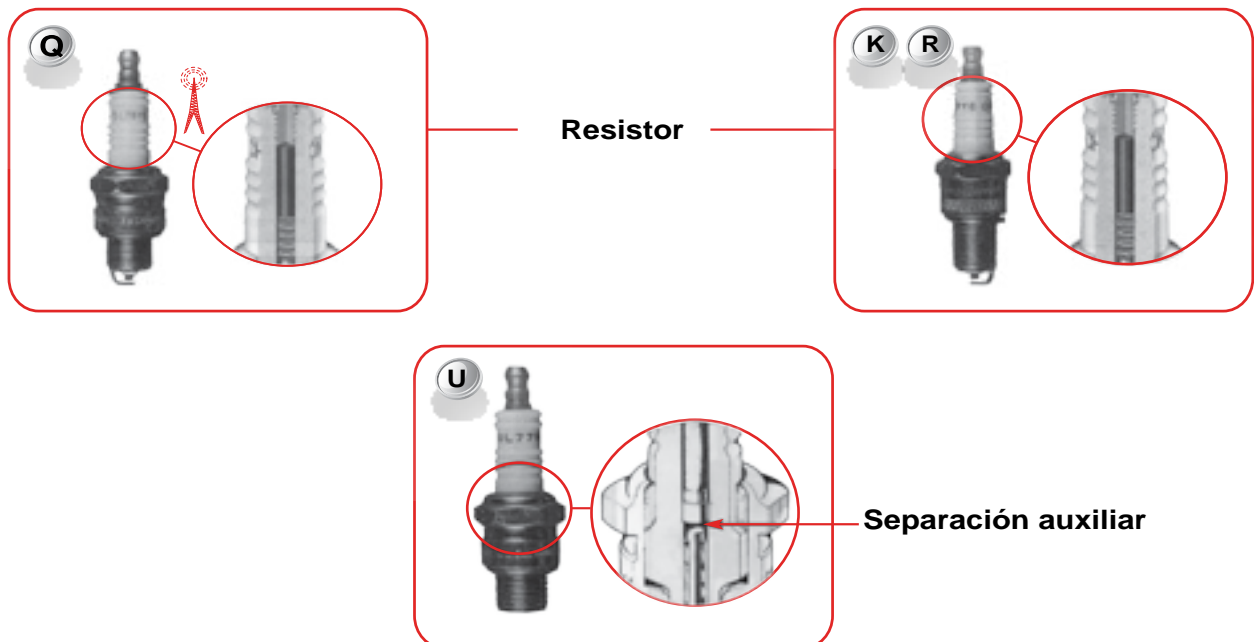
// COMBINACIONES

// LETRA	// DESCRIPCIÓN
BYC	Múltiples electrodos de tierra y nariz del aislador proyectado.
CC	Electrodo central y de tierra con núcleo de cobre.
BMC	2 electrodos de tierra, aislador proyectado y núcleo de cobre.
DMC	2 electrodos de tierra y 3.0 mm. de proyección del aislador.
GY	Electrodo fino de metal precioso y aislador proyectado.
CM	Especial para mopeds.
LM	Especial para podadoras de césped.
LYE	Electrodo central y de tierra extendido y nariz del aislador proyectado.
LC	Electrodo de tierra extendido con núcleo de cobre y 5.1 mm. de proyección de la nariz del aislador.
EC	Electrodo de tierra extendido con núcleo de cobre y 7.4 mm. de proyección de la nariz del aislador.
PP	Doble platino.
PYC	Platino en el electrodo central con núcleo de cobre y nariz del aislador proyectado.
PLP	Doble platino y electrodo de tierra extendido.
TMC	3 electrodos de tierra y 3.0 mm. de proyección del aislador.
WP	Iridio y Platino.
YC	Nariz del aislador proyectada con núcleo de cobre.

➤ BOLETINES TÉCNICOS CHAMPION ...






















R C 7 YCC 4





➤ BOLETINES TÉCNICOS CHAMPION ...

R **C** **7** **YCC** **4**

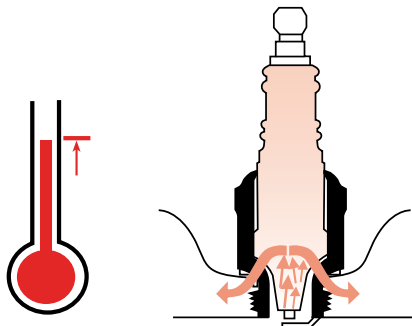


➤ BOLETINES TÉCNICOS CHAMPION ...

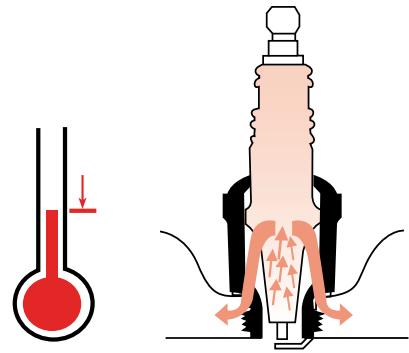
R **C** **7** **YCC** **4**

Rango Térmico

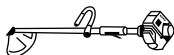
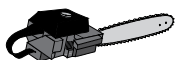
1 - ...



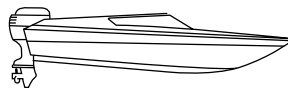

... - 379






1 → 25



51 → 75



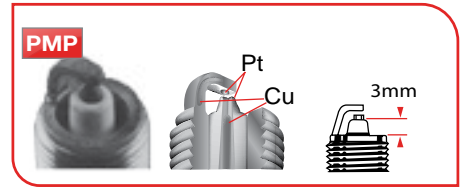
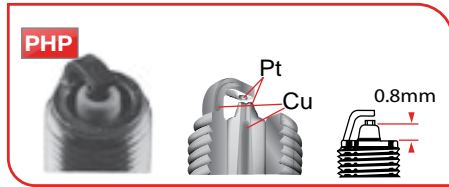

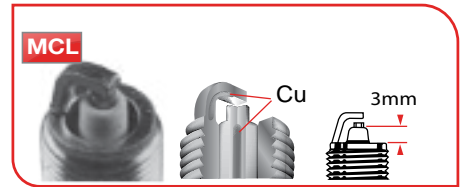


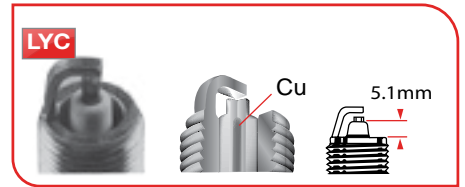
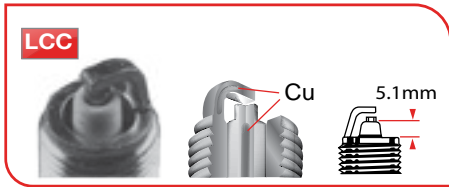
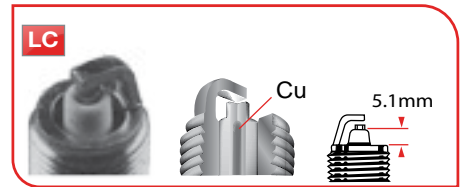

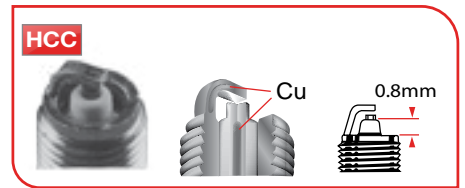

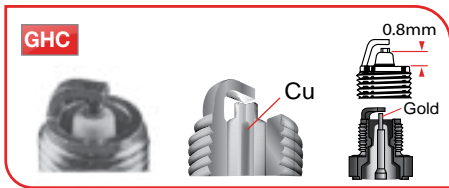
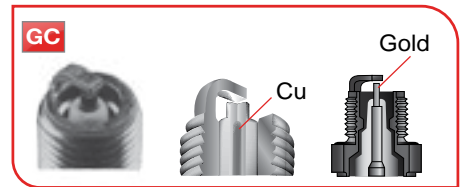
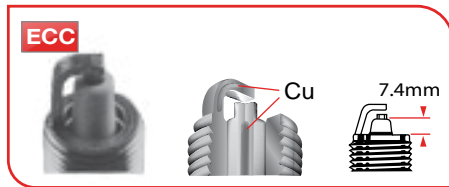

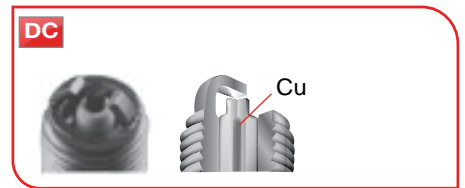
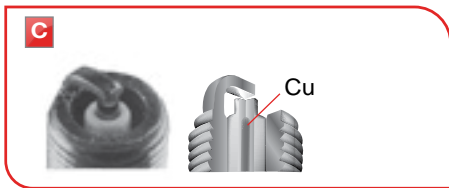
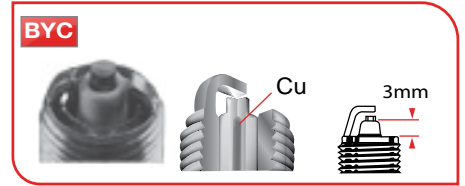


76 → 379





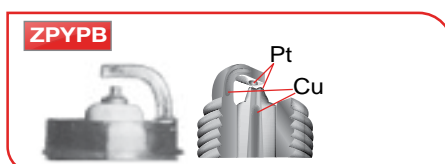

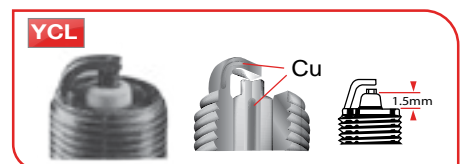
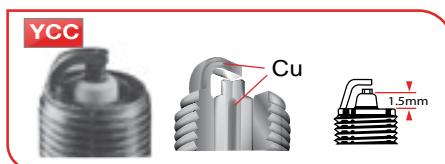


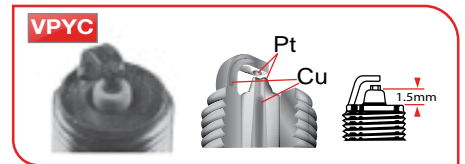


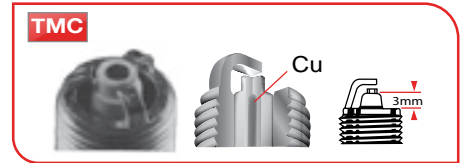
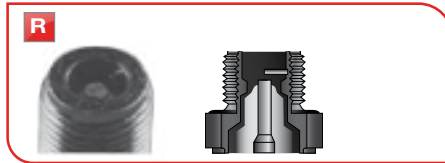
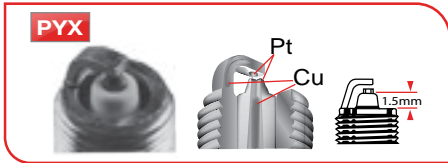
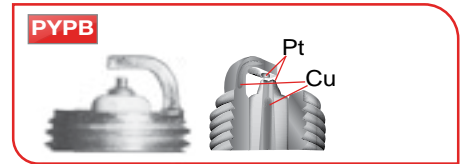
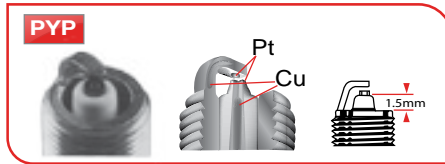
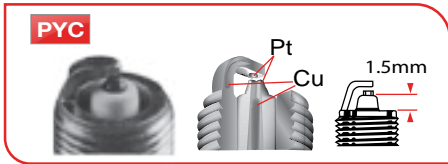
➤ BOLETINES TÉCNICOS CHAMPION ...

R **C** **7** **YCC** **4**







➤ BOLETINES TÉCNICOS CHAMPION ...

R **C** **7** **YCC** **4**



R **C** **7** **YCC** **4**





APLICACIONES POR ARMADORA

CHAMPION 2021-2022



MODELO Y AÑOS				BUJIAS CHAMPION											
MARCA / MODELO	LTS.	CIL.	AÑO	DESC. MOTOR	CHAMPION	STK	DOUBLE	STK	PLATINUM	STK	COPPER	STK	NICKEL	STK	CALIBRACIÓN
					IRIDIUM		PLATINUM		PLUS				(mm/pulg)		
ACURA															
ILX	2.0	4	2012-15	R20A1	RER8ZWYCB4	9407	-	-	-	-	-	-	-	-	1.1 / 0.044
	2.4	4	2016-20	K24Z7	REA8WYPB4	9019	REA8PMPB5	OE207	-	-	REA8MCX	991	-	-	1.1 / 0.044
MDX	3.5	6	2005-06	J35A5	RC10ZWYPB4	9000	RC10ZPYPB4	7000	-	-	-	-	-	-	1.1 / 0.044
	3.5	6	2014-20	J35Y4	RER8ZWYCB4	9407	-	-	-	-	-	-	-	-	1.1 / 0.044
	3.7	6	2007-09	J37A1	RC10ZWYPB4	9000	RC10ZPYPB4	7000	-	-	-	-	-	-	1.1 / 0.044
	3.7	6	2010-13	J37A1	RER8ZWYCB4	9407	-	-	-	-	-	-	-	-	1.1 / 0.044
RDX	2.3	4	2007-12	K23A1	-	-	REA4PMPB4	OE233	-	-	-	-	-	-	0.8 / 0.032
	3.5	6	2013-18	J35Z2	RER8ZWYCB4	9407	-	-	-	-	-	-	-	-	1.1 / 0.044
RL	3.5	6	2005-08	J35A8	RC8ZWYPB4	9812	RC8ZPYPB4	OE239	-	-	-	-	-	-	1.1 / 0.044
	3.7	6	2009-11	J37A2	RER8ZWYCB4	9407	-	-	-	-	-	-	-	-	1.1 / 0.044
RLX	3.5	6	2014-15	J35Y4	RER8ZWYCB4	9407	-	-	-	-	-	-	-	-	1.1 / 0.044
TL	3.2	6	2005-08	J32A3	RC8ZWYPB	9014	RC8ZPYPB4	OE239	-	-	-	-	-	-	1.1 / 0.044
	3.5	6	2008-13	J35Z6	RER8ZWYCB4	9407	-	-	-	-	-	-	-	-	1.1 / 0.044
	3.7	6	2009-13	J37A4	RER8ZWYCB4	9407	-	-	-	-	-	-	-	-	1.1 / 0.044
TLX	2.4	4	2015-19	K24W7	REA8WYPB4	9019	-	-	-	-	REA8MCX	991	-	-	1.1 / 0.044
	3.5	6	2015-20	J35Y6	RER8ZWYCB4	9407	-	-	-	-	-	-	-	-	1.1 / 0.044
TSX	2.4	4	2009-13	K24Z3	RER8ZWYCB4	9407	-	-	-	-	-	-	-	-	1.1 / 0.044
	3.5	6	2011-13	J35Z6	RER8ZWYCB4	9407	-	-	-	-	-	-	-	-	1.1 / 0.044
ZDX	3.7	6	2010-11	J37A5	RER8ZWYCB4	9407	-	-	-	-	-	-	-	-	1.1 / 0.044
ALFA ROMEO															
147	2.0	4	2004-05	AR32310 / Doble bujía	RC8WYPB4	9802	RG4PHP (Lateral)	OE122	RC8PYCBX	3070	RC8TYC	OE123	-	-	0.9 / 0.036
156	2.0	4	2004-04	937A1 / Doble bujía	RC8WYPB4	9802	RG4PHP (Lateral)	OE122	RC8PYCBX	3070	RC8TYC	OE123	-	-	0.9 / 0.036
159	3.2	6	2012-12	936A6	RC8WYPB4	9802	RC8PYPB4	7545	RC8PYCBX	3070	RC8YC	337	-	-	0.8 / 0.032
	2.2	4	2012-12	939A5	RC8WYPB4	9802	RC8PYPB4	7545	RC8PYCBX	3070	RC8YC	337	-	-	0.8 / 0.032
4C	1.7	4	2016-17	960A1	REA8WYPB	OE256	-	-	-	-	-	-	-	-	0.6 / 0.024
Giulia	2.0	4	2017-19	952ABA25B	RER8ZWYCB4	9407	-	-	-	-	-	-	-	-	0.8 / 0.032
	2.9	6	2017-18	670050436	RER8ZWYCB4	9407	-	-	-	-	-	-	-	-	0.8 / 0.032
Giulietta	1.7	4	2013-19	940A1	REA8WYPB	OE256	-	-	-	-	-	-	-	-	0.6 / 0.024
Mito	1.4	4	2012-19	940A2	-	-	RA2PYPB	OE208	-	-	-	-	-	-	0.8 / 0.032
Stelvio	2.0	4	2018-19	55273835	RER8ZWYCB4	9407	-	-	-	-	-	-	-	-	0.7 / 0.028
AUDI															
A1	1.0	3	2020-20	25 TFSI / 30 TFSI	-	-	KA6ZPHPB-1	OE244	-	-	-	-	-	-	0.8 / 0.032
	1.4	4	2011-15	8X1, 8XK / CAVG, CHTG	-	-	KC7ZPYPB4	OE213	-	-	-	-	-	-	0.8 / 0.032
	1.4	4	2016-18	8X1, 8XK / CZCA	-	-	KA6ZPHPB-1	OE244	-	-	-	-	-	-	0.8 / 0.032
	1.8	4	2016-18	DAJB / 8XA, 8XF	KEC6WYPB-1	OE246	-	-	-	-	-	-	-	-	0.8 / 0.032
	2.0	4	2020-20	40 TFSI / GBA	KEC6WYPB-1	OE246	-	-	-	-	-	-	-	-	0.8 / 0.032
A3	1.4	4	2008-13	CAXC	-	-	KC7ZPYPB4	OE213	-	-	-	-	-	-	0.9 / 0.036
	1.4	4	2014-20	35 TFSI / CZEA	-	-	KA6ZPHPB-1	OE244	-	-	-	-	-	-	0.8 / 0.032
	1.8	4	1998-04	AUQ, AGU, AQA, ARZ, AUM	RC8WYPB4	9802	RC8PYP4	7345	RC8PYCBX	3070	RC8YC	337	-	-	0.8 / 0.032
	1.8	4	2008-13	BYT, BZB, CDAA	-	-	KC6PYPB	OE214	-	-	-	-	-	-	0.8 / 0.032
	1.8	4	2014-18	CJSA, CJSB	KEC6WYPB-1	9069	KEC6PYPB-1	OE221	-	-	-	-	-	-	0.8 / 0.032

MODELO Y AÑOS				BUJIAS CHAMPION											
MARCA / MODELO	LTS.	CIL.	AÑO	DESC. MOTOR	CHAMPION IRIIDIUM	STK	DOUBLE PLATINUM	STK	PLATINUM POWER	STK	COPPER PLUS	STK	NICKEL	STK	CALIBRACIÓN (mm/pulg)
AUDI (cont.)															
A3	2.0	4	2004-08	150 HP	-	-	KC7ZPMPBX4	OE234	-	-	-	-	-	-	1.1 / 0.044
	2.0	4	2004-13	200 HP	-	-	KC6PYPB	OE214	-	-	-	-	-	-	0.8 / 0.032
	2.0	4	2017-19	8VA, 8VF	KEC6WYPB-1	9069	KEC6PYPB-1	OE221	-	-	-	-	-	-	0.8 / 0.032
A4	1.8	4	1997-01	AEB, AGU, AQA, ARX	RC8WYPB4	9802	RC8PYP4	7345	RC8PYCBX	3070	RC8YC	337	-	-	0.8 / 0.032
	1.8	4	2002-08	BEX, BFB	RC8WYPB4	9802	RC8PYP4	7345	RC8PYCBX	3070	RC8YC	337	-	-	0.8 / 0.032
	1.8	4	2009-16	CDHA, CDHB, CABB	-	-	KC6PYPB	OE214	-	-	-	-	-	-	0.8 / 0.032
	2.0	4	2006-13	CAEA, CAEB, CDNB, CFKA, CPMA	-	-	KC6PYPB	OE214	-	-	-	-	-	-	0.8 / 0.032
	2.0	4	2014-19	CYMC, CYRB, CVKB, DDWA	KEC6WYPB-1	9069	KEC6PYPB-1	OE221	-	-	-	-	-	-	0.8 / 0.032
	2.8	6	1997-97	AAH, ACK, AMX, APR, AQD	RC8WYPB4	9802	RC8PYP4	7345	RC8PYCBX	3070	RC8YC	337	-	-	0.8 / 0.032
	3.2	6	2005-07	BDB, BMJ, BUB	-	-	KC7PYPBX	OE209	-	-	-	-	-	-	0.9 / 0.036
A4 Quattro	2.0	4	2012-12	CAEA, CAEB, CDNB, CFKA, CPMA	-	-	KC6PYPB	OE214	-	-	-	-	-	-	0.8 / 0.032
	2.0	4	2014-19	CYMC, CYRB, CVKB, DDWA	KEC6WYPB-1	9069	KEC6PYPB-1	OE221	-	-	-	-	-	-	0.8 / 0.032
	3.0	6	2014-14	CMUA, CRED	-	-	KC6PYPB	OE214	-	-	-	-	-	-	0.8 / 0.032
	3.2	6	2012-12	CALA	RC8WYPB4	9802	RC8PYPB4	7545	-	-	-	-	-	-	0.8 / 0.032
A5	1.8	4	2012-16	CJEB	KEC6WYPB-1	9069	KEC6PYPB-1	OE221	-	-	-	-	-	-	0.8 / 0.032
	2.0	4	2011-12	CAEA, CAEB, CDNB, CDNC	-	-	KC6PYPB	OE214	-	-	-	-	-	-	0.8 / 0.032
	2.0	4	2014-19	CNCD, CVKB, CYRB, DDWA	KEC6WYPB-1	9069	KEC6PYPB-1	OE221	-	-	-	-	-	-	0.8 / 0.032
	3.0	6	2015-16	CMUA	-	-	KC6PYPB	OE214	-	-	-	-	-	-	0.8 / 0.032
	3.2	6	2008-10	CALA	RC8WYPB4	9802	RC8PYPB4	7545	-	-	-	-	-	-	1.1 / 0.044
A5 Quattro	2.0	4	2011-12	CAEA, CAEB, CDNB, CDNC	-	-	KC6PYPB	OE214	-	-	-	-	-	-	0.8 / 0.032
	2.0	4	2014-19	CNCD, CVKB, CYRB, DDWA	KEC6WYPB-1	9069	KEC6PYPB-1	OE221	-	-	-	-	-	-	0.8 / 0.032
	3.0	6	2012-14	CMUA	-	-	KC6PYPB	OE214	-	-	-	-	-	-	0.8 / 0.032
	3.2	6	2008-11	CALA	RC8WYPB4	9802	RC8PYPB4	7545	-	-	-	-	-	-	1.1 / 0.044
A5 Sportback	2.0	4	2019-19	CNCD, CVKB, CYRB, DDWA	KEC6WYPB-1	9069	KEC6PYPB-1	OE221	-	-	-	-	-	-	0.8 / 0.032
A6	1.8	4	2016-18	CYGA	KEC6WYPB-1	9069	KEC6PYPB-1	OE221	-	-	-	-	-	-	0.8 / 0.032
	2.0	4	2013-14	CAEB, CDNB	-	-	KC6PYPB	OE214	-	-	-	-	-	-	0.8 / 0.032
	2.0	4	2016-16	CYNB, CYPA	KEC6WYPB-1	9069	KEC6PYPB-1	OE221	-	-	-	-	-	-	0.8 / 0.032
	2.8	6	1998-01	ACK, ALG, AMX, APR, AQD, ATQ	RC8WYPB4	9802	RC8PYPB4	7545	-	-	RC7BYC	OE237	-	-	0.8 / 0.032
	2.8	6	2008-12	CCEA	RC8WYPB4	9802	RC8PYPB4	7545	RC8PYCBX	3070	RC8YC	337	-	-	1.1 / 0.044
	3.0	6	2002-05	ASN, BBJ	RC8WYPB4	9802	RC8PYPB4	7545	RC8PYCBX	3070	RC8YC	337	-	-	1.1 / 0.044
	3.0	6	2016-16	CREC, 55 TFSI	-	-	KC6PYPB	OE214	-	-	-	-	-	-	0.8 / 0.032
	3.2	6	2006-08	AUK	-	-	KC7PYPBX	OE209	-	-	-	-	-	-	0.9 / 0.036
	3.2	6	2009-10	BKH	RC8WYPB4	9802	RC8PYPB4	7545	RC8PYCBX	3070	RC8YC	337	-	-	1.1 / 0.044
A6 Quattro	2.0	4	2018-18	CYNB, CYPA	KEC6WYPB-1	9069	KEC6PYPB-1	OE221	-	-	-	-	-	-	0.8 / 0.032
	2.8	6	1998-01	ACK, ALG, AMX, APR, AQD, ATQ	RC8WYPB4	9802	RC8PYPB4	7545	-	-	RC7BYC	OE237	-	-	0.8 / 0.032



MODELO Y AÑOS				BUJIAS CHAMPION											
MARCA / MODELO	LTS.	CIL.	AÑO	DESC. MOTOR	CHAMPION IRIIDIUM	STK	DOUBLE PLATINUM	STK	PLATINUM POWER	STK	COPPER PLUS	STK	NICKEL	STK	CALIBRACIÓN (mm/pulg)
AUDI (cont.)															
A6 Quattro	4.2	8	2005-05	ARS, ASG, AWN	RC8WMPB4	9803	-	-	-	-	RC89TMC	OE120	-	-	0.8 / 0.032
	3.0	6	2002-05	ASN, BBJ	RC8WYPB4	9802	RC8PYPB4	7545	RC8PYCBX	3070	RC8YC	337	-	-	1.1 / 0.044
	3.0	6	2011-18	CREC, 55 TFSI	-	-	KC6PYPB	OE214	-	-	-	-	-	-	0.8 / 0.032
	3.0	6	2019-20	CREC, 55 TFSI	-	-	KC6PYPB	OE214	-	-	-	-	-	-	0.8 / 0.032
	3.2	6	2006-08	AUK	-	-	KC7PYPBX	OE209	-	-	-	-	-	-	0.9 / 0.036
	3.2	6	2009-09	BKH	RC8WYPB4	9802	RC8PYPB4	7545	RC8PYCBX	3070	RC8YC	337	-	-	1.1 / 0.044
	4.2	8	2011-11	BJV	-	-	KC7PYPBX	OE209	-	-	-	-	-	-	0.9 / 0.036
A7	2.0	4	2016-17	CYPA	KEC6WYPB-1	9069	KEC6PYPB-1	OE221	-	-	-	-	-	-	0.8 / 0.032
	3.0	6	2016-16	CGWD, CGXB, 55 TFSI	-	-	KC6PYPB	OE214	-	-	-	-	-	-	0.8 / 0.032
A7 Quattro	2.0	4	2017-18	CYPA	KEC6WYPB-1	9069	KEC6PYPB-1	OE221	-	-	-	-	-	-	0.8 / 0.032
	3.0	6	2012-18	CGWD, CGXB, 55 TFSI	-	-	KC6PYPB	OE214	-	-	-	-	-	-	0.8 / 0.032
A7 Sportback	3.0	6	2019-20	CGWD, CGXB, 55 TFSI	-	-	KC6PYPB	OE214	-	-	-	-	-	-	0.8 / 0.032
A8	3.0	6	2015-16	CGWD, CREA, CZSE, 55 TFSI	-	-	KC6PYPB	OE214	-	-	-	-	-	-	0.8 / 0.032
	4.0	8	2016-16	CEUA, CTGA	KEC6WYPB-1	9069	KEC6PYPB-1	OE221	-	-	-	-	-	-	0.7 / 0.028
A8 Quattro	3.0	6	2012-18	CGWD, CREA, CZSE, 55 TFSI	-	-	KC6PYPB	OE214	-	-	-	-	-	-	0.8 / 0.032
	3.0	6	2019-20	CGWD, CREA, CZSE, 55 TFSI	-	-	KC6PYPB	OE214	-	-	-	-	-	-	0.8 / 0.032
	4.0	8	2013-18	CEUA, CTGA	KEC6WYPB-1	9069	KEC6PYPB-1	OE221	-	-	-	-	-	-	0.7 / 0.028
	4.2	8	1997-00	ABZ, AKG	RS8WYPB5	9808	RS9PYP4	7304	RS10PY-S	3408M	RS9YC	304	-	-	1.1 / 0.044
	4.2	8	2001-06	BVJ, BMF	RC8WMPB4	9803	-	-	RC9QMP	OE223	RC8QMC	OE218	-	-	0.8 / 0.032
	4.2	8	2007-12	CDRA	-	-	KC7PYPBX	OE209	-	-	-	-	-	-	0.9 / 0.036
	6.0	12	2010-10	BHT	RC8ZWYPB4	9782	KC8ZPYPB4	OE176	-	-	-	-	-	-	1.1 / 0.044
Allroad Quattro	2.7	6	2001-04	ARE, BES	RC8WYPB4	9802	RC8PYP4	7345	RC8PYCBX	3070	RC8YC	337	-	-	0.8 / 0.032
Cabriolet	2.8	6	1997-98	AAH, AFC	RC8WYPB4	9802	RC8PYP4	7345	RC8PYCBX	3070	RC8YC	337	-	-	0.8 / 0.032
Q2	1.4	4	2018-20	CZEA	-	-	KA6ZPHPB-1	OE244	-	-	-	-	-	-	0.8 / 0.032
Q2 Quattro	2.0	4	2018-20	CZPB	KEC6WYPB-1	9069	KEC6PYPB-1	OE221	-	-	-	-	-	-	0.8 / 0.032
Q3	1.4	4	2016-18	CHPB, CZDA, CZEA	-	-	KA6ZPHPB-1	OE244	-	-	-	-	-	-	0.8 / 0.032
	2.0	4	2013-15	CCZC	-	-	KC6PYPB	OE214	-	-	-	-	-	-	0.8 / 0.032
	2.0	4	2016-16	CULB	KEC6WYPB-1	9069	KEC6PYPB-1	OE221	-	-	-	-	-	-	0.8 / 0.032
Q3 Quattro	2.0	4	2017-18	CULB	KEC6WYPB-1	9069	KEC6PYPB-1	OE221	-	-	-	-	-	-	0.8 / 0.032
Q5	2.0	4	2011-17	CAEB, CDNC, CNCD	-	-	KC6PYPB	OE214	-	-	-	-	-	-	0.8 / 0.032
	2.0	4	2018-19	DAXB, DAYB	KEC6WYPB-1	9069	KEC6PYPB-1	OE221	-	-	-	-	-	-	0.8 / 0.032
	3.0	6	2013-17	CTUC, CTVA	-	-	KC6PYPB	OE214	-	-	-	-	-	-	0.8 / 0.032
	3.2	6	2010-12	CALB	RC8WYPB4	9802	RC8PYPB4	7545	RC8PYCBX	3070	RC8YC	337	-	-	1.1 / 0.044
Q7	3.0	6	2011-19	CJTB, CJTC, CJWB, CJWC, CTWA, CREC	-	-	KC6PYPB	OE214	-	-	-	-	-	-	0.8 / 0.032
	4.2	8	2007-10	BAR	-	-	KC7PYPBX	OE209	-	-	-	-	-	-	0.9 / 0.036
Q8	3.0	6	2019-20	DCBD	-	-	KC6PYPB	OE214	-	-	-	-	-	-	0.9 / 0.036
R8	4.2	8	2008-10	BUJ	-	-	KC7PYPBX	OE209	-	-	-	-	-	-	0.9 / 0.036

MODELO Y AÑOS				BUJIAS CHAMPION											
MARCA / MODELO	LTS.	CIL.	AÑO	DESC. MOTOR	CHAMPION IRIDIUM	STK	DOUBLE PLATINUM	STK	PLATINUM POWER	STK	COPPER PLUS	STK	NICKEL	STK	CALIBRACIÓN (mm/pulg)
AUDI (cont.)															
R8	4.2	8	2011-16	CNDA	-	-	KC7PYPBX	OE209	-	-	-	-	-	-	0.8 / 0.032
	5.2	10	2011-15	BUJ, CTYA	-	-	KC6PYPB	OE214	-	-	-	-	-	-	0.9 / 0.036
	5.2	10	2016-20	CSPB, DKAB, DMWA	-	-	KC6PYPB	OE214	-	-	-	-	-	-	0.8 / 0.032
RS Q3	2.5	5	2017-18	CZGB	-	-	KEC4PYPBF	OE219	-	-	-	-	-	-	0.7 / 0.028
RS3	2.5	5	2018-18	DAZA, DNWA	-	-	KEC4PYPBF-1	OE220	-	-	-	-	-	-	0.7 / 0.028
RS4	4.2	8	2008-08	BNS	-	-	KC6PYPB	OE214	-	-	-	-	-	-	0.9 / 0.036
RS5	4.2	8	2011-16	CFSA	-	-	KC6PYPB	OE214	-	-	-	-	-	-	0.8 / 0.032
RS6	5.0	10	2010-10	BUH	RC8WYPB4	9802	RC8PYPB4	7545	RC8PYCBX	3070	RC8YC	337	-	-	0.8 / 0.032
S3	2.0	4	2008-12	BZC, CDLC	-	-	KC6PYPB	OE214	-	-	-	-	-	-	0.8 / 0.032
	2.0	4	2014-19	CJXD, CJXF, DJHB	KEC6WYPB-1	9069	KEC6PYPB-1	OE221	-	-	-	-	-	-	0.8 / 0.032
S4	4.2	8	2008-08	BBK	RC8WMPB4	9803	-	-	-	-	RC89TMC	OE120	-	-	0.8 / 0.032
	3.0	6	2010-15	CAKA, CCBA, CGWC, CGXC, CREC, CTUB	-	-	KC6PYPB	OE214	-	-	-	-	-	-	0.8 / 0.032
S5	3.0	6	2012-19	CAKA, CGWC, CREC, CTDA, CWGD	-	-	KC6PYPB	OE214	-	-	-	-	-	-	0.8 / 0.032
	4.2	8	2008-11	CAUA	-	-	KC7PYPBX	OE209	-	-	-	-	-	-	0.9 / 0.036
S5 Sportback	3.0	6	2019-19	CAKA, CGWC, CREC, CTDA, CWGD	-	-	KC6PYPB	OE214	-	-	-	-	-	-	0.8 / 0.032
S6	4.0	8	2014-18	CEUC	-	-	KEC4PYPBF-1	OE220	-	-	-	-	-	-	0.7 / 0.028
	5.2	10	2008-10	BXA	-	-	KC7PYPBX	OE209	-	-	-	-	-	-	0.9 / 0.036
S7	4.0	8	2013-14	CEUC	-	-	KC6PYPB	OE214	-	-	-	-	-	-	0.8 / 0.032
	4.0	8	2016-18	4GA, 4GF	-	-	KEC4PYPBF-1	OE220	-	-	-	-	-	-	0.7 / 0.028
S8	4.0	8	2013-18	CGTA, CTFA	-	-	KEC4PYPBF-1	OE220	-	-	-	-	-	-	0.7 / 0.028
	4.2	8	2001-02	AHQ, AVP, AYS, BCS	RC8WMPB4	9803	-	-	RC9QMP	488	RC8QMC	OE218	-	-	0.8 / 0.032
	5.2	10	2007-10	BSM	-	-	KC7PYPBX	OE209	-	-	-	-	-	-	0.9 / 0.036
SQ5	3.0	6	2015-17	CTUD, CXTA, CWGD	-	-	KC6PYPB	OE214	-	-	-	-	-	-	0.8 / 0.032
TT	1.8	4	1999-06	APX, AUQ, BAM, BEA	RC8WYPB4	9802	RC8PYPB4	7545	RC8PYCBX	3070	RC8YC	337	-	-	0.8 / 0.032
	1.8	4	2011-14	CDA	RC8WYPB4	9802	RC8PYPB4	7545	RC8PYCBX	3070	RC8YC	337	-	-	0.8 / 0.032
	1.8	4	2016-18	CJSA, CJSB	KEC6WYPB-1	9069	KEC6PYPB-1	OE221	-	-	-	-	-	-	0.8 / 0.032
	2.0	4	2007-14	BWA, CESA, CLDA, CDMA, CDLB	-	-	KC6PYPB	OE214	-	-	-	-	-	-	0.8 / 0.032
	2.0	4	2016-16	CHHC, CJXF	KEC6WYPB-1	9069	KEC6PYPB-1	OE221	-	-	-	-	-	-	0.8 / 0.032
TT Quattro	1.8	4	2014-14	CDA	RC8WYPB4	9802	RC8PYPB4	7545	RC8PYCBX	3070	RC8YC	337	-	-	0.8 / 0.032
	2.0	4	2014-14	BWA, CESA, CLDA, CDMA, CDLB	-	-	KC6PYPB	OE214	-	-	-	-	-	-	0.8 / 0.032
	2.0	4	2017-18	CHHC, CJXF	KEC6WYPB-1	9069	KEC6PYPB-1	OE221	-	-	-	-	-	-	0.8 / 0.032
TT RS Quattro	2.5	5	2012-14	CEPA	-	-	KEC4PYPBF	OE219	-	-	-	-	-	-	0.8 / 0.032
	2.5	5	2018-18	DAZA, DNWA	-	-	KEC4PYPBF-1	OE220	-	-	-	-	-	-	0.8 / 0.032
TTS Quattro	2.0	4	2012-14	BWA, CESA, CLDA, CDMA, CDLB	-	-	KC6PYPB	OE214	-	-	-	-	-	-	0.8 / 0.032
	2.0	4	2017-18	CHHC, CJXF	KEC6WYPB-1	9069	KEC6PYPB-1	OE221	-	-	-	-	-	-	0.8 / 0.032
BAIC															
BJ40	2.3	4	2018-18	B231R	RC10WYPB4	9001	RC10PYPB4	7546	RC10PY-S	3346M	RC10YC4	356	-	-	0.8 / 0.032
D20	1.5	4	2017-20	4A91S	-	-	-	-	RN14PM-S	3405M	RN12YC	404	-	-	0.8 / 0.032
X25	1.5	4	2017-20	A151	-	-	-	-	RN14PM-S	3405M	RN12YC	404	-	-	0.8 / 0.032



MODELO Y AÑOS				BUJIAS CHAMPION											
MARCA / MODELO	LTS.	CIL.	AÑO	DESC. MOTOR	CHAMPION IRIIDIUM	STK	DOUBLE PLATINUM	STK	PLATINUM POWER	STK	COPPER PLUS	STK	NICKEL	STK	CALIBRACIÓN (mm/pulg)
BAIC (cont.)															
X65	2.0	4	2018-19	B205EFA	RC10WYPB4	9001	RC10PYPB4	7546	RC10PY-S	3346M	RC10YC4	356	-	-	0.8 / 0.032
BENTLEY															
Continental	6.0	12	2007-13	BEB, BWR, BWRA, CKHC	RC8WYPB4	9802	RC8PYP4	7345	RC8PYCBX	3070	RC8YC	337	-	-	0.8 / 0.032
	6.0	12	2012-13	BEB, BWR, BWRA, CKHC	RC8WYPB4	9802	RC8PYP4	7345	RC8PYCBX	3070	RC8YC	337	-	-	0.8 / 0.032
BMW															
118i	1.5	3	2018-20	B38 B15 A	RERX4ZWYPB	OE245	-	-	-	-	-	-	-	-	0.8 / 0.032
	1.6	4	2012-15	N13 B16 A	-	-	RERX4PMPB	OE205	-	-	-	-	-	-	0.8 / 0.032
120i	1.6	4	2016-16	N13 B16 A	-	-	RERX4PMPB	OE205	-	-	-	-	-	-	0.8 / 0.032
	2.0	4	2005-07	N46 B20	RC8WMPB4	9803	-	-	-	-	-	-	-	-	1.1 / 0.044
	2.0	4	2017-19	B48 B20 B	RERX4ZWYPB	OE245	-	-	-	-	-	-	-	-	0.8 / 0.032
125i	3.0	6	2009-13	N52 B30 A, B, BF	-	-	REC7PMPB4	7418	-	-	-	-	-	-	1.1 / 0.044
130i	3.0	6	2006-10	N52 B30 A, B, BF	-	-	REC7PMPB4	7418	-	-	-	-	-	-	1.1 / 0.044
220i	2.0	4	2016-17	N20 B20 A, B	RERX4ZWYPB	OE245	-	-	-	-	-	-	-	-	0.8 / 0.032
	2.0	4	2018-20	B48 B20 A	RERX4ZWYPB	OE245	-	-	-	-	-	-	-	-	0.8 / 0.032
	2.0	4	2018-20	B48 B20 A Gran Tourer	RERX4ZWYPB	OE245	-	-	-	-	-	-	-	-	0.8 / 0.032
318i	1.5	3	2018-18	B38 B15 A	RERX4ZWYPB	OE245	-	-	-	-	-	-	-	-	0.8 / 0.032
320i	2.2	6	2001-05	M54 B22 (226S1)	RC8WMPB4	9803	-	-	RC9QMP	488	RC8QMC	OE218	-	-	0.8 / 0.032
323i	2.5	6	1997-01	M52 B25	RC8WMPB4	9803	-	-	RC9QMP	488	RC8DMC	464	-	-	0.8 / 0.032
323Ti	2.5	6	1999-00	M52 B25 (256S3)	RC8WMPB4	9803	-	-	RC9QMP	488	RC8DMC	464	-	-	0.8 / 0.032
325Ci	2.5	6	2001-06	M54 B25 (256S5)	RC8WMPB4	9803	-	-	RC9QMP	488	RC8QMC	OE218	-	-	0.8 / 0.032
325i	2.5	6	1995-97	M50 B25	RC8WMPB4	9803	-	-	-	-	RC8DMC	464	-	-	0.8 / 0.032
	2.5	6	2001-05	M52 B25	RC8WMPB4	9803	-	-	RC9QMP	488	RC8DMC	464	-	-	0.8 / 0.032
	2.5	6	2006-13	N52 B25 A, N52 B25 BF	-	-	REC7PMPB4	7418	-	-	-	-	-	-	1.1 / 0.044
328i	2.8	6	1996-00	M52 B28	RC8WMPB4	9803	-	-	RC9QMP	488	RC8QMC	OE218	-	-	0.9 / 0.036
	3.0	6	2012-13	N52 B30 A	-	-	REC7PMPB4	7418	-	-	-	-	-	-	1.1 / 0.044
330Ci	3.0	6	2001-06	M54 B30 (306S3)	RC8WMPB4	9803	-	-	RC9QMP	488	RC8QMC	OE218	-	-	0.8 / 0.032
330e	2.0	4	2017-18	B48 B20 A	RERX4ZWYPB	OE245	-	-	-	-	-	-	-	-	0.8 / 0.032
330i	2.0	4	2016-19	B46 B20 B, B48 B20 B	RERX4ZWYPB	OE245	-	-	-	-	-	-	-	-	0.8 / 0.032
	3.0	6	2001-05	M54 B30 (306S3)	RC8WMPB4	9803	-	-	RC9QMP	488	RC8QMC	OE218	-	-	0.8 / 0.032
	3.0	6	2006-07	N52 B30 A	-	-	REC7PMPB4	7418	-	-	-	-	-	-	1.1 / 0.044
340i	3.0	6	2016-18	B58 B30 A	RERX4ZWYPB	OE245	-	-	-	-	-	-	-	-	0.8 / 0.032
420i	2.0	4	2016-19	N20 B20 A, B	RERX4ZWYPB	OE245	-	-	-	-	-	-	-	-	0.8 / 0.032
420i Gran Coupe	2.0	4	2016-19	N20 B20 A, B	RERX4ZWYPB	OE245	-	-	-	-	-	-	-	-	0.8 / 0.032
430i	2.0	4	2017-19	B46 B20 B, B48 B20 B	RERX4ZWYPB	OE245	-	-	-	-	-	-	-	-	0.8 / 0.032
430i Gran Coupe	2.0	4	2018-19	B46 B20 B, B48 B20 B	RERX4ZWYPB	OE245	-	-	-	-	-	-	-	-	0.8 / 0.032
440i	3.0	6	2017-19	B58 B30 A	RERX4ZWYPB	OE245	-	-	-	-	-	-	-	-	0.8 / 0.032
440i Gran Coupe	3.0	6	2018-19	B58 B30 A	RERX4ZWYPB	OE245	-	-	-	-	-	-	-	-	0.8 / 0.032

MODELO Y AÑOS				BUJIAS CHAMPION											
MARCA / MODELO	LTS.	CIL.	AÑO	DESC. MOTOR	CHAMPION	STK	DOUBLE	STK	PLATINUM	STK	COPPER	STK	NICKEL	STK	CALIBRACIÓN
					IRIDIUM		PLATINUM		PLUS			(mm/pulg)			
BMW (cont.)															
525i	2.5	6	2001-03	M50 B25, M52 B25	RC8WMPB4	9803	-	-	-	-	RC8DMC	464	-	-	0.8 / 0.032
	2.5	6	2006-10	N52 B25 A	-	-	REC7PMPB4	7418	-	-	-	-	-	-	1.1 / 0.044
	2.8	6	1996-00	M52 B28 (286S1), M52 B28 (286S2)	RC8WYPB4	9803	-	-	-	-	RC8DMC	464	-	-	0.8 / 0.032
530e	2.0	4	2018-20	-	RERX4ZWYPB	OE245	-	-	-	-	-	-	-	-	0.8 / 0.032
530i	2.0	4	2018-20	B46 B20 B, B48 B20 B	RERX4ZWYPB	OE245	-	-	-	-	-	-	-	-	0.8 / 0.032
	3.0	6	2001-05	M54 B30 (306S3)	RC8WMPB4	9803	-	-	RC9QMP	488	RC8QMC	OE218	-	-	0.8 / 0.032
	3.0	6	2006-13	N52 B30 A, N52 B30 BF	-	-	REC7PMPB4	7418	-	-	-	-	-	-	1.1 / 0.044
540i	3.0	6	2018-20	B58 B30 A, B58 B30 C	RERX4ZWYPB	OE245	-	-	-	-	-	-	-	-	0.8 / 0.032
	4.4	8	1997-03	M62 B44 (448S1), M62 B44 (448S2)	RC8WMPB4	9803	-	-	RC9QMP	488	RC8QMC	OE218	-	-	0.8 / 0.032
545i	4.4	8	2004-06	N62 B44 A	RC8WMPB4	9803	-	-	RC9QMP	488	RC8QMC	OE218	-	-	0.8 / 0.032
550i	4.8	8	2006-10	N62 B48 B	RC8WMPB4	9803	-	-	RC9QMP	488	RC8QMC	OE218	-	-	0.8 / 0.032
645Ci	4.4	8	2005-05	N62 B44 A	RC8WMPB4	9803	-	-	RC9QMP	488	RC8QMC	OE218	-	-	0.8 / 0.032
740e	2.0	4	2019-19	B48 B20 B	RERX4ZWYPB	OE245	-	-	-	-	-	-	-	-	0.8 / 0.032
740i	3.0	6	2017-19	B58 B30 A	RERX4ZWYPB	OE245	-	-	-	-	-	-	-	-	0.8 / 0.032
	4.4	8	1998-01	M62 B44 (448S1), M62 B44 (448S2)	RC8WMPB4	9803	-	-	RC9QMP	488	RC8QMC	OE218	-	-	0.8 / 0.032
740iL	4.4	8	2000-01	M62 B44 (448S1), M62 B44 (448S2)	RC8WMPB4	9803	-	-	RC9QMP	488	RC8QMC	OE218	-	-	0.8 / 0.032
745i	4.4	8	2002-05	N62 B44 A	RC8WMPB4	9803	-	-	RC9QMP	488	RC8QMC	OE218	-	-	0.8 / 0.032
745Li	4.4	8	2003-05	N62 B44 A	RC8WMPB4	9803	-	-	RC9QMP	488	RC8QMC	OE218	-	-	0.8 / 0.032
750i	4.8	8	2006-09	N62 B48 B	RC8WMPB4	9803	-	-	RC9QMP	488	RC8QMC	OE218	-	-	0.8 / 0.032
750iL	5.4	12	1995-01	M73 B54 (54121), M73 B54 (54122)	RC10WMPB2	OE184	-	-	RC9QMP	488	RC8QMC	OE218	-	-	0.8 / 0.032
750Li	4.8	8	2006-09	N62 B48 B	RC8WMPB4	9803	-	-	RC9QMP	488	RC8QMC	OE218	-	-	0.8 / 0.032
760Li	6.0	12	2003-09	N73 B60 A, B	RC8WMPB4	9803	-	-	RC9QMP	488	RC8QMC	OE218	-	-	0.8 / 0.032
850Ci	5.4	12	1995-99	M73 B54 (54121)	RC10WMPB2	OE184	-	-	RC9QMP	488	RC8QMC	OE218	-	-	0.8 / 0.032
M140i	3.0	6	2017-19	B58 B30 A	RERX4ZWYPB	OE245	-	-	-	-	-	-	-	-	0.8 / 0.032
M240i	3.0	6	2017-20	B58 B30 A	RERX4ZWYPB	OE245	-	-	-	-	-	-	-	-	0.8 / 0.032
M3	3.0	6	1995-95	S50 B30 (306S1)	RA7WHPB3	9701	-	-	-	-	-	-	-	-	0.8 / 0.032
	3.2	6	1996-06	S50 B32 (326S1), S54 B32 (326S4)	RA7WHPB3	9701	-	-	-	-	-	-	-	-	0.8 / 0.032
M5	4.9	8	1999-03	S62 B50	RC8WMPB4	9803	-	-	RC9QMP	488	RC8QMC	OE218	-	-	0.8 / 0.032
X1	2.0	4	2016-19	B48 A20 A, B, B48 A20 F	RERX4ZWYPB	OE245	-	-	-	-	-	-	-	-	0.8 / 0.032
X2	1.5	3	2019-20	B38 A15 A	RERX4ZWYPD-1	OE259	-	-	-	-	-	-	-	-	0.8 / 0.032
	2.0	4	2019-20	B42 S20 A, B48 A20 A	RERX4ZWYPB	OE245	-	-	-	-	-	-	-	-	0.8 / 0.032
X3	2.0	4	2018-19	B48 B20 A, B	RERX4ZWYPB	OE245	-	-	-	-	-	-	-	-	0.8 / 0.032
	2.5	6	2004-11	N46 B20 B	RC8WMPB4	9803	-	-	RC9QMP	488	RC8QMC	OE218	-	-	0.8 / 0.032
	3.0	6	2004-05	M54 B30	RC8WMPB4	9803	-	-	RC9QMP	488	RC8QMC	OE218	-	-	0.8 / 0.032
	3.0	6	2006-10	N52 B30 A, F	-	-	REC7PMPB4	7418	-	-	-	-	-	-	1.1 / 0.044
	3.0	6	2018-19	B46 B20 B, B48 B20 B	RERX4ZWYPB	OE245	-	-	-	-	-	-	-	-	0.8 / 0.032
X4	3.0	6	2019-19	B58 B30	RERX4ZWYPB	OE245	-	-	-	-	-	-	-	-	0.8 / 0.032



MODELO Y AÑOS				BUJIAS CHAMPION											
MARCA / MODELO	LTS.	CIL.	AÑO	DESC. MOTOR	CHAMPION	STK	DOUBLE	STK	PLATINUM	STK	COPPER	STK	NICKEL	STK	CALIBRACIÓN
					IRIDIUM		PLATINUM		PLUS				(mm/pulg)		
BMW (cont.)															
X5	3.0	6	2001-06	M54 B30 (306S3)	RC8WMPB4	9803	-	-	RC9QMP	488	RC8QMC	OE218	-	-	0.8 / 0.032
	3.0	6	2007-12	N52 B30 A, N55 B30 A	-	-	REC7PMPB4	7418	-	-	-	-	-	-	1.1 / 0.044
	4.4	8	2000-06	M62 B44 (448S2)	RC8WMPB4	9803	-	-	RC9QMP	488	RC8QMC	OE218	-	-	0.8 / 0.032
	4.8	8	2005-10	N62 B48 B	-	-	RC8PMPB	OE227	-	-	-	-	-	-	1.1 / 0.044
Z3	1.9	4	1996-99	M44 B19 (194S1)	RC12WYPB4	9201	RC12PYP	7071	RC12PY-S	3071	RC12YC	71	-	-	0.8 / 0.032
	2.0	6	2000-00	M52 B20 (206S4)	RC8WMPB4	9803	-	-	RC9QMP	488	RC8QMC	OE218	-	-	0.8 / 0.032
	2.2	6	2001-02	M54 B22	RC8WMPB4	9803	-	-	RC9QMP	488	RC8QMC	OE218	-	-	0.8 / 0.032
	2.8	6	1997-00	M52 B28	RC8WMPB4	9803	-	-	RC9QMP	488	RC8QMC	OE218	-	-	0.8 / 0.032
	3.0	6	2001-02	M54 B30 (306S3)	RC8WMPB4	9803	-	-	RC9QMP	488	RC8QMC	OE218	-	-	0.8 / 0.032
	3.2	6	1998-02	S52 B32 (326S2)	RA7WHPB3	9701	-	-	-	-	-	-	-	-	0.8 / 0.032
Z4	2.5	6	2003-05	M54 B25 (256S5)	RC8WMPB4	9803	-	-	RC9QMP	488	RC8QMC	OE218	-	-	0.8 / 0.032
	2.5	6	2006-11	N52 B25 A	-	-	REC7PMPB4	7418	-	-	-	-	-	-	1.1 / 0.044
	3.0	6	2003-05	M54 B30 (306S3)	RC8WMPB4	9803	-	-	RC9QMP	488	RC8QMC	OE218	-	-	0.8 / 0.032
	3.0	6	2006-16	N54 B30 A	-	-	REC7PMPB4	7418	-	-	-	-	-	-	1.1 / 0.044
	3.2	6	2007-09	S54 B32 (326S4)	RA7WHPB3	9701	-	-	-	-	-	-	-	-	0.8 / 0.032
Z8	4.9	8	2001-03	S62 B50 (508S1)	RC8WMPB4	9803	-	-	RC9QMP	488	RC8QMC	OE218	-	-	0.8 / 0.032
BUICK															
Century	2.2	4	1993-96	LN2	RS14WLPB6	9402	RS12PLP6	7020	RS14PM-S	3015M	RS13LYC5	20	-	-	1.1 / 0.044
	3.1	6	1989-05	L82 (191CUV6)	RS14WLPB6	9402	RS14PMP4	7015	RS14PM-S	3015M	RS13LYC5	20	-	-	1.5 / 0.060
	3.3	6	1993-93	LG7	RS14WYPB5	9404	RS14PYPB5	7940	RS14PY-S	3013M	RS14YC6	13	-	-	1.5 / 0.060
Enclave	3.6	6	2008-20	LLT, LFY	RES8WYPB4	9299	RES9PYP4	7004	RE10PM-S	3032M	-	-	-	-	1.1 / 0.044
Encore	1.4	4	2014-19	LUV, LUJ	RC8WYPB3	9801	RC8PYPB4	7545	RC8PYCBX	3070	RC8YC	337	-	-	0.7 / 0.028
Envision	2.0	4	2016-20	L7G	RES8WYPB3	9016	RES9PYP4	7004	-	-	RES9YCC4	OE031	-	-	0.9 / 0.036
LaCrosse	3.6	6	2005-07	LY7	RE10WYPB5	9901	RES11PYP5	7437	RE10PM-S	3032M	-	-	-	-	1.1 / 0.044
	3.6	6	2010-16	LFX	RES8WYPB4	9299	RES9PYP4	7004	RE10PM-S	3032M	-	-	-	-	1.1 / 0.044
	3.8	6	2005-09	L26 (231CUV6)	RS14WYPB5	9404	RS14PYPB5	7940	RS14PY-S	3013M	RS14YC6	13	-	-	1.5 / 0.060
LeSabre	3.8	6	1993-05	L36 (231CUV6)	RS14WYPB5	9404	RS14PYPB5	7940	RS14PY-S	3013M	RS14YC6	13	-	-	1.5 / 0.060
Lucerne	3.8	6	2006-08	L26	RS14WYPB5	9404	RS14PYPB5	7940	RS14PY-S	3013M	RS14YC6	13	-	-	1.5 / 0.060
	3.9	6	2009-09	GM 3900	RS12WMPB4	9405	RS14PMPB5	7983	RS14PM5-S	3983M	RS14YC6	408	-	-	1.1 / 0.044
	4.6	8	2006-09	LD8	RS12WYPB4	9204	RS12PYPB5	7963	RS10PY-S	3408M	RS12YC	401	-	-	1.3 / 0.052
Park Avenue	3.8	6	1993-05	L27, L36 (231CUV6)	RS14WYPB5	9404	RS14PYPB5	7940	RS14PY-S	3013M	RS14YC6	13	-	-	1.5 / 0.060
Rainier	4.2	6	2004-07	LL8 (254CUL6)	RE10WYPB5	9901	RES11PYP5	7437	RE10PM-S	3032M	-	-	-	-	1.1 / 0.044
	5.3	8	2004-06	LM4	RS12WMPB4	9405	RS14PMP4	7015	RS14PM-S	3015M	RS12YC	401	-	-	1.1 / 0.044
Regal	2.0	4	2013-17	LHU, LTG	RES8WYPB3	9016	RES9PYP4	7004	-	-	-	-	-	-	0.8 / 0.032
	3.1	6	1993-96	LG8	RS14WLPB6	9402	RS14PMP4	7015	RS14PM-S	3015M	RS15LYC	15	-	-	1.1 / 0.044
	3.8	6	1993-04	L67	RS14WYPB5	9404	RS14PYPB5	7940	RS14PY-S	3013M	RS14YC6	13	-	-	1.5 / 0.060
Rendezvous	3.4	6	2002-05	LA1	RS14WYPB5	9404	RS14PYPB5	7940	RS14PY-S	3013M	RS14YC6	13	-	-	1.5 / 0.060
	3.5	6	2006-07	LX9	RS14WYPB5	9404	RS14PYP5	7013	RS14PY-S	3013M	RS14YC6	13	-	-	1.5 / 0.060
	3.6	6	2004-06	LY7	RE10WYPB5	9901	RES11PYP5	7437	RE10PM-S	3032M	-	-	-	-	1.1 / 0.044
Riviera	3.8	6	1993-99	L67	RS14WYPB5	9404	RS14PYPB5	7940	RS14PY-S	3013M	RS14YC6	13	-	-	1.5 / 0.060
Roadmaster	5.7	8	1993-96	L05	RS14WYPB5	9404	RS14PYPB5	7940	RS14PY-S	3013M	RS14YC6	13	-	-	1.3 / 0.052
Skylark	2.3	4	1993-95	L40	RC10WYPB4	9001	RC10PYP4	7346	RC9PY-S	3344M	RC9YC4	430	-	-	0.9 / 0.036

MODELO Y AÑOS				BUJIAS CHAMPION											
MARCA / MODELO	LTS.	CIL.	AÑO	DESC. MOTOR	CHAMPION	STK	DOUBLE	STK	PLATINUM	STK	COPPER	STK	NICKEL	STK	CALIBRACIÓN
					IRIDIUM		PLATINUM		PLUS				(mm/pulg)		
BUICK (cont.)															
Skylark	2.4	4	1996-97	LD9	RS14WYPB5	9404	RS14PYPB5	7940	RS14PY-S	3013M	RS14YC6	13	-	-	1.3 / 0.052
	3.1	6	1994-95	L82	RS14WLPB6	9402	RS14PMP4	7015	RS14PM-S	3015M	RS13LYC5	20	-	-	1.5 / 0.060
	3.1	6	1996-98	L82	RS14WYPB5	9404	RS14PYPB5	7940	RS14PY-S	3013M	RS14YC6	13	-	-	1.5 / 0.060
	3.3	6	1993-93	LG7	RS14WYPB5	9404	RS14PYPB5	7940	RS14PY-S	3013M	RS14YC6	13	-	-	1.5 / 0.060
Terraza	3.5	6	2005-06	LX9	RS14WYPB5	9404	RS14PYP5	7013	RS14PY-S	3013M	RS14YC6	13	-	-	1.5 / 0.060
	3.9	6	2006-07	LZ9	RS12WMPB4	9405	RS14PMPB5	7983	RS14PM5-S	3983M	RS14YC6	408	-	-	1.1 / 0.044
Verano	2.0	4	2014-16	LHU	RES12WYPB4	9300	-	-	-	-	-	-	-	-	0.9 / 0.036
	2.4	4	2014-16	LEA	RES12WYPB4	9300	-	-	-	-	-	-	-	-	0.9 / 0.036
CADILLAC															
60 Special	4.9	8	1993-93	L26	RS14WYPB5	9404	RS14PYPB5	7940	RS14PY-S	3013M	RS14YC6	13	-	-	1.5 / 0.060
Allante	4.6	8	1993-93	L37	RS12WYPB4	9204	RS12PYPB5	7963	RS10PY-S	3408M	RS12YC	401	-	-	1.3 / 0.052
ATS	2.0	4	2013-19	LTG	RES8WYPB4	9299	RES9PYP4	7004	-	-	-	-	-	-	0.9 / 0.036
	3.6	6	2016-19	LF4 (218CUV6)	RES8WYPB3	9016	RES9PYP4	7004	-	-	-	-	-	-	0.8 / 0.032
BLS	2.0	4	2007-08	LK9	RC8WYPB4	9802	RC8PYP4	7345	RC8PYCBX	3070	RC8YC	337	-	-	1.0 / 0.040
Catera	3.0	6	1997-98	L81 (181CUV6)	RC12WMPB4	9202	RC12PMPB4	7318	RC12PM-S	3318M	RC12MC4	318	-	-	1.0 / 0.040
	3.0	6	1999-01	L81 (181CUV6)	RC12WYPB4	9201	RC12PYP	7071	RC12PY-S	3071M	RC12YC	71	-	-	1.0 / 0.040
Comercial Chassis	5.7	8	1993-96	L05	RS14WYPB5	9404	RS14PYPB5	7940	RS14PY-S	3013M	RS14YC6	13	-	-	1.3 / 0.052
CTS	2.0	4	2015-19	LTG	RES8WYPB3	9016	RES9PYP4	7004	-	-	-	-	-	-	0.8 / 0.032
	2.8	6	2005-07	LP1	RE10WYPB5	9901	RES11PYP5	7437	RES8PYB5	3017	-	-	-	-	1.1 / 0.044
	3.0	6	2011-13	LF1, LFW	RE10WYPB5	9901	RES9PYP4	7004	RE10PM-S	3032M	-	-	-	-	1.1 / 0.044
	3.2	6	2003-04	LA3	RC10WMPB4	9002	RC12PMPB4	7318	RC9QMP	OE223	RC8QMC	OE218	-	-	1.3 / 0.052
	3.6	6	2004-07	LY7	RE10WYPB5	9901	RES11PYP5	7437	RE10PM-S	3032M	-	-	-	-	1.1 / 0.044
	3.6	6	2008-14	LLT	RE10WYPB5	9901	RES9PYP4	7004	RES8PYB5	3017	-	-	-	-	1.1 / 0.044
	3.6	6	2016-19	LGX	RES8WYPB3	9016	RES9PYP4	7004	-	-	-	-	-	-	0.8 / 0.032
	5.7	8	2004-05	LS6	RS12WMPB4	9405	RS14PMP4	7015	RS14PM-S	3015M	RS12YC	401	-	-	1.0 / 0.040
	6.0	8	2006-07	LS2	RS14WMPB4	9404	RS14PMP4	7015	RS14PM-S	3015M	RS12YC	401	-	-	1.0 / 0.040
	6.2	8	2009-14	LSA	RS8WYPB5	9808	RS9PYP4	7304	RS12PY-S	3401M	RS9YC	304	-	-	1.0 / 0.040
6.2	8	2016-19	LT4 (376CUV8)	RES12WYPB4	9300	-	-	-	-	-	-	-	-	0.8 / 0.032	
Deville	4.6	8	1994-05	LD8	RS12WYPB4	9204	RS12PYPB5	7963	RS10PY-S	3408M	RS12YC	401	-	-	1.3 / 0.052
	4.9	8	1991-95	L26 (299CUV8)	RS14WYPB5	9404	RS14PYPB5	7940	RS14PY-S	3013M	RS14YC6	13	-	-	1.5 / 0.060
DTS	4.6	8	2006-09	LH2	RS12WYPB4	9204	RS12PYPB5	7963	RS10PY-S	3408M	RS12YC	401	-	-	1.3 / 0.052
Eldorado	4.6	8	1993-02	LD8	RS12WYPB4	9204	RS12PYPB5	7963	RS10PY-S	3408M	RS12YC	401	-	-	1.3 / 0.052
	4.9	8	1993-93	L26 (299CUV8)	RS14WYPB5	9404	RS14PYPB5	7940	RS14PY-S	3013M	RS14YC6	13	-	-	1.5 / 0.060
Escalade	5.3	8	2002-05	LM7	RS14WYPB5	9404	RS14PMP4	7015	RS14PM-S	3015M	RS12YC	401	-	-	1.0 / 0.040
	5.7	8	1999-00	L31	RS14WYPB5	9404	RS14PYPB5	7940	RS14PY-S	3013M	RS14YC6	13	-	-	1.5 / 0.060
	6.0	8	2002-06	LQ9 (364CUV8)	RS14WYPB5	9404	RS14PMP4	7015	RS14PM-S	3015M	RS12YC	401	-	-	1.0 / 0.040
	6.0	8	2009-09	LZ1	RS14WYPB5	9404	RS14PMP4	7015	RS14PM-S	3015M	RS12YC	401	-	-	1.0 / 0.040
	6.2	8	2007-14	L92, L94	RS12WMPB4	9405	RS14PMP4	7015	RS14PM-S	3015M	RS12YC	401	-	-	1.0 / 0.040
	6.2	8	2009-09	L92, L94	RS12WMPB4	9405	RS14PMP4	7015	RS14PM-S	3015M	RS12YC	401	-	-	1.0 / 0.040
Escalade ESV	6.0	8	2003-06	LQ9 (364CUV8)	RS14WYPB5	9404	RS14PMP4	7015	RS14PM-S	3015M	RS12YC	401	-	-	1.0 / 0.040
	6.2	8	2009-09	L92, L94	RS12WMPB4	9405	RS14PMP4	7015	RS14PM-S	3015M	RS12YC	401	-	-	1.0 / 0.040
	6.2	8	2007-14	L92, L94	RS12WMPB4	9405	RS14PMP4	7015	RS14PM-S	3015M	RS12YC	401	-	-	1.0 / 0.040



MODELO Y AÑOS				BUJIAS CHAMPION											
MARCA / MODELO	LTS.	CIL.	AÑO	DESC. MOTOR	CHAMPION IRIIDIUM		DOUBLE PLATINUM		PLATINUM POWER		COPPER PLUS		NICKEL		CALIBRACIÓN (mm/pulg)
					STK		STK		STK		STK		STK		
CADILLAC (cont.)															
Escalade EXT	6.0	8	2002-06	LQ9 (364CUV8)	RS14WYPB5	9404	RS14PMP4	7015	RS14PM-S	3015M	RS12YC	401	-	-	1.0 / 0.040
	6.2	8	2007-13	L92, L94	RS12WMPB4	9405	RS14PMP4	7015	RS14PM-S	3015M	RS12YC	401	-	-	1.0 / 0.040
Fleetwood	5.7	8	1993-96	LT1	RS14WYPB5	9404	RS14PYPB5	7940	RS14PY-S	3013M	RS14YC6	13	-	-	1.3 / 0.052
Seville	4.6	8	1993-04	LH2, LD8, L37	RS12WYPB4	9204	RS12PYPB5	7963	RS10PY-S	3408M	RS12YC	401	-	-	1.3 / 0.052
	4.9	8	1993-93	L26	RS14WYPB5	9404	RS14PYPB5	7940	RS14PY-S	3013M	RS14YC6	13	-	-	1.5 / 0.060
SRX	3.0	6	2010-11	LF1	RE10WYPB5	9901	RES9PYP4	7004	RE10PM-S	3032M	-	-	-	-	1.1 / 0.044
	3.6	6	2004-09	LY7	RE10WYPB5	9901	RES11PYP5	7437	RE10PM-S	3032M	-	-	-	-	1.1 / 0.044
	3.6	6	2012-16	LFX	RE10WYPB5	9901	RES9PYP4	7004	RE10PM-S	3032M	-	-	-	-	1.1 / 0.044
	4.6	8	2004-07	LH2	RS12WYPB4	9204	RS12PYPB5	7963	RS12PY-S	3401M	RS12YC	401	-	-	1.0 / 0.040
STS	3.6	6	2005-10	LLT, LY7	RE10WYPB5	9901	RES9PYP4	7004	RE10PM-S	3032M	-	-	-	-	1.1 / 0.044
	4.4	8	2006-07	LC3	RS8WYPB5	9808	RS9PYP4	7304	RS7PYB4	3026	RS9YC	304	-	-	1.0 / 0.040
	4.6	8	2005-10	LH2	RS12WYPB4	9204	RS12PYPB5	7963	RS10PY-S	3408M	RS12YC	401	-	-	1.3 / 0.052
XLR	4.4	8	2006-09	LC3	RS8WYPB5	9808	RS9PYP4	7304	RS7PYB4	3026	RS9YC	304	-	-	1.0 / 0.040
	4.6	8	2004-09	LH2	RS12WYPB4	9204	RS12PYPB5	7963	RS12PY-S	3401M	RS12YC	401	-	-	1.3 / 0.052
CHEVROLET															
Astra	1.8	4	2000-03	LC5 (110CUL4)	RC10WMPB4	9002	-	-	RC9QMP	OE223	RC10DMC	OE019	-	-	0.9 / 0.036
	1.8	4	2006-08	Z 18 XE	RC20WMPB4	9002	-	-	RC9QMP	488	RC9MCC4	OE089	-	-	1.1 / 0.044
	2.0	4	2004-06	X 20 XE	RN8WYPB3	9804	-	-	RN9PY-S	3415M	-	-	-	-	0.9 / 0.036
	2.0	4	2006-08	LER, LU2 Turbo	RC8WYPB4	9802	RC8PYP4	7345	RC8PYCBX	3070	RC8YC	337	-	-	0.9 / 0.036
	2.2	4	2001-03	Z 22 SE	RE10WYPB5	9901	RES9PYP4	7004	RES8PYB5	3017	RES9YCC4	OE031	-	-	1.0 / 0.040
	2.4	4	2004-06	X 24 SFD	RC8WYPB4	9802	-	-	RC8PYCBX	3070	RC8YC	337	-	-	0.9 / 0.036
Astro	4.3	6	1993-95	LB1	-	-	-	-	-	-	RV12YC	406	-	-	1.1 / 0.044
	4.3	6	1996-05	LU3	RS14WYPB5	9404	RS14PYPB5	7940	RS14PY-S	3013M	RS14YC6	13	-	-	1.5 / 0.060
Avalanche	5.3	8	2007-13	LY5 (325CUV8)	RS12WMPB4	9405	RS14PMP4	7015	RS14PM-S	3015M	RS12YC	401	-	-	1.0 / 0.040
	6.0	8	2007-09	L76	RS12WMPB4	9405	RS14PMP4	7015	RS14PM-S	3015M	RS12YC	401	-	-	1.0 / 0.040
Avalanche 1500	5.3	8	2002-06	LM7	RS12WMPB4	9405	RS14PMP4	7015	RS14PM-S	3015M	RS12YC	401	-	-	1.0 / 0.040
Avalanche 2500	8.1	8	2002-06	L18 (496CUV8)	RS14WLPB6	9402	RS14PMPB5	7983	RS14PM5-S	3983M	-	-	-	-	1.5 / 0.060
Aveo	1.5	4	2018-20	L2B	-	-	-	-	-	-	RER10YC	-	-	-	1.0 / 0.040
	1.6	4	2008-18	LXV	RC10WMPB4	9002	RC10PYPB4	7546	RC9PY-S	3344M	RC9MC4	434	-	-	1.1 / 0.044
Beat	1.2	4	2018-20	LMU	RA7WHPB	OE187	RA7PYPB4	OE226	-	-	RA7YC	449	-	-	0.8 / 0.032
Beretta	2.2	4	1993-96	LM3	RS14WLPB5	9402	RS12PLP6	7020	RS14PM5-S	3983M	RS13LYC5	20	-	-	1.5 / 0.060
	2.3	4	1993-94	LG0	RC12WYPB4	9201	RC12PYP	7071	RC12PY-S	3071M	RC12YC	71	-	-	0.9 / 0.036
	3.1	6	1993-96	LHO	RS14WLPB6	9402	RS14PMPB5	7983	RS14PM5-S	3983M	RS13LYC5	20	-	-	1.5 / 0.060
Blazer	4.2	6	2002-02	LL8	RS14WYPB5	9404	RS14PYPB5	7940	RS14PY-S	3013M	RS14YC6	13	-	-	1.5 / 0.060
	4.3	6	1995-05	L35 (262CUL6)	RS14WYPB5	9404	RS14PYPB5	7940	RS14PY-S	3013M	RS14YC6	13	-	-	1.5 / 0.060
	5.7	8	1993-94	L05	-	-	-	-	-	-	RV12YC	406	-	-	0.9 / 0.036
C10	4.1	6	1975-81	LD4, LE3	-	-	RV17PMP4	7018	RV15PM-S	3018M	RV15YC4	18	BL15Y	-	0.9 / 0.036
	4.8	6	1975-81	L25	-	-	-	-	-	-	RV12YC	406	-	-	0.9 / 0.036
	5.7	8	1975-81	LS9 (350CUV8)	-	-	RV17PMP4	7018	RV15PM-S	3018M	RV17YC	25	BL15Y	-	1.1 / 0.044

MODELO Y AÑOS				BUJIAS CHAMPION											
MARCA / MODELO	LTS.	CIL.	AÑO	DESC. MOTOR	CHAMPION	STK	DOUBLE	STK	PLATINUM	STK	COPPER	STK	NICKEL	STK	CALIBRACIÓN
					IRIDIUM		PLATINUM		PLUS			(mm/pulg)			
CHEVROLET (cont.)															
C15	4.1	6	1982-88	LE3	-	-	RV17PMP4	7018	RV15PM-S	3018M	RV15YC4	18	BL15Y	-	0.9 / 0.036
	4.8	6	1982-86	L25	-	-	-	-	-	-	RV12YC	406	-	-	0.9 / 0.036
	5.7	8	1982-85	LS9 (350CUV8)	-	-	RV17MP4	7018	RV15PM-S	3018M	RV15YC4	18	BL15Y	-	1.1 / 0.044
C1500	4.1	6	1995-98	-	-	-	RV17PMP4	7018	RV15PM-S	3018M	RV15YC4	18	BL15Y	-	1.1 / 0.044
	4.3	6	1993-01	L35	RS14WYPB5	9404	RS14PYPB5	7940	RS14PY-S	3013M	RS14YC6	13	-	-	1.3 / 0.052
	5.0	8	1993-99	L30	RS14WYPB5	9404	RS14PYPB5	7940	RS14PY-S	3013M	RS14YC6	13	-	-	1.5 / 0.060
	5.7	8	1993-99	L31	RS14WYPB5	9404	RS14PYPB5	7940	RS14PY-S	3013M	RS14YC6	13	-	-	1.5 / 0.060
	7.4	8	1993-93	L29	-	-	-	-	-	-	RV12YC	406	-	-	0.9 / 0.036
C1500 Suburban	5.7	8	1993-99	L31	RS14WYPB5	9404	RS14PYPB5	7940	RS14PY-S	3013M	RS14YC6	13	-	-	1.5 / 0.060
C20	5.7	8	1986-87	LS9 (350CUV8)	-	-	-	-	-	-	RV12YC	406	-	-	1.1 / 0.044
C2500	4.3	6	1993-95	LB4	-	-	-	-	-	-	RV12YC	406	-	-	1.1 / 0.044
	5.0	8	1993-98	L99	RS14WYPB5	9404	RS14PYPB5	7940	RS14PY-S	3013M	RS14YC6	13	-	-	1.5 / 0.060
	5.7	8	1988-95	LT1	-	-	RV17PMP4	7018	RV15PM-S	3018M	RV15YC4	18	BL15Y	-	0.9 / 0.036
	5.7	8	1996-00	L31	RS14WYPB5	9404	RS14PYPB5	7940	RS14PY-S	3013M	RS14YC6	13	-	-	1.5 / 0.060
	7.4	8	1993-00	L29	RS12WMPB4	9405	RS14PMPB5	7983	RS14PM5-S	3983M	RS14YC6	13	-	-	1.5 / 0.060
C2500 Suburban	5.7	8	1993-95	LT1	-	-	RV17PMP4	7018	RV15PM-S	3018M	RV15YC4	18	BL15Y	-	0.9 / 0.036
	5.7	8	1996-99	L31	RS14WYPB5	9404	RS14PYPB5	7940	RS14PY-S	3013M	RS14YC6	13	-	-	1.5 / 0.060
	7.4	8	1993-99	L29	RS12WMPB4	9405	RS14PMPB5	7983	RS14PM5-S	3983M	RS14YC6	13	-	-	1.5 / 0.060
C30	4.1	6	1975-82	LE3	-	-	RV17PMP4	7018	RV15PM-S	3018M	RV15YC4	18	BL15Y	-	0.9 / 0.036
	5.7	8	1975-82	LS9 (350CUV8)	-	-	RV17PMP4	7018	RV15PM-S	3018M	RV15YC4	18	BL15Y	-	1.1 / 0.044
C35	4.1	6	1984-84	-	-	-	RV17PMP4	7018	RV15PM-S	3018M	RV15YC4	18	BL15Y	-	0.9 / 0.036
	5.7	8	1983-84	-	-	-	RV17PMP4	7018	RV15PM-S	3018M	RV15YC4	18	BL15Y	-	1.1 / 0.044
	5.7	8	1985-95	-	-	-	-	-	-	-	RV12YC	406	-	-	0.9 / 0.036
	5.7	8	1996-00	-	RS14WYPB5	9404	RS14PYPB5	7949	RS14PY-S	3013M	RS14YC6	13	-	-	1.5 / 0.060
C3500	5.7	8	1993-00	L31	RS14WYPB5	9404	RS14PYPB5	7940	RS14PY-S	3013M	RS14YC6	13	-	-	1.5 / 0.060
	7.4	8	1993-00	-	RS14WYPB5	9404	RS14PYPB5	7940	RS14PY-S	3013M	RS14YC6	13	-	-	1.5 / 0.060
C3500HD	7.4	8	2000-00	-	RS14WYPB5	9404	RS14PYPB5	7940	RS14PY-S	3013M	RS14YC6	13	-	-	1.5 / 0.060
Camaro	2.0	4	2017-18	LTG	RES8WYPB3	9016	RES9PYP4	7004	-	-	-	-	-	-	0.9 / 0.036
	3.4	6	1993-95	L32	-	-	RV17PMP4	7018	RV15PM-S	3018M	RV15YC4	18	BL15Y	-	1.1 / 0.044
	3.6	6	2010-15	LLT	RE10WYPB5	9901	RES9PYP4	7004	RE10PM-S	3032M	-	-	-	-	1.1 / 0.044
	3.8	6	1995-02	L36 (231CUV6)	RS14WYPB5	9404	RS14PYPB5	7940	RS14PY-S	3013M	RS14YC6	13	-	-	1.5 / 0.060
	5.7	8	1993-02	LT1 (350CUV8)	RS12WMPB4	9405	RS14PMPB5	7983	RS14PM5-S	3983M	RS14YC6	13	-	-	1.5 / 0.060
	6.2	8	2010-15	L99, LS3	RS12WMPB4	9405	RS14PMP4	7015	RS14PM-S	3015M	RS12YC	401	-	-	1.0 / 0.040
	6.2	8	2012-15	LSA Supercharged	RS8WYPB5	9808	RS9PYP4	7304	RS12PY-S	3401M	RS9YC	304	-	-	1.0 / 0.040
Caprice	4.3	6	1993-96	LB4	RS14WYPB5	9404	RS14PYP5	7013	RS14PY-S	3013M	RS14YC6	13	-	-	1.3 / 0.052
	5.0	8	1993-93	LO3	-	-	RV17PMP4	7018	RV15PM-S	3018M	RV15YC4	18	BL15Y	-	0.9 / 0.036
	5.7	8	1979-82	LM1	-	-	RV17PMP4	7018	RV15PM-S	3018M	RV15YC4	18	BL15Y	-	0.9 / 0.036
	5.7	8	1993-96	LT1 (350CUV8)	RS14WYPB5	9404	RS14PYP5	7013	RS14PY-S	3013M	RS14YC6	13	-	-	1.3 / 0.052
Captiva Sport	2.4	4	2008-08	LE5, LE9(145CUL4)	RE10WYPB5	9901	RES9PYP4	7004	RES8PYB5	3017	RES9YCC4	OE031	-	-	1.1 / 0.044
	2.4	4	2010-15	LEA	RES12WYPB4	9300	-	-	-	-	-	-	-	-	0.9 / 0.036
	3.0	6	2011-15	LF1	RE10WYPB5	9901	RES9PYP4	7004	RE10PM-S	3032M	-	-	-	-	1.1 / 0.044
	3.6	6	2008-10	LY7	RE10WYPB5	9901	RES9PYP4	7004	RES8PYB5	3017	RES9YCC4	OE031	-	-	1.1 / 0.044



MODELO Y AÑOS				BUJIAS CHAMPION											
MARCA / MODELO	LTS.	CIL.	AÑO	DESC. MOTOR	CHAMPION	STK	DOUBLE	STK	PLATINUM	STK	COPPER	STK	NICKEL	STK	CALIBRACIÓN (mm/pulg)
					IRIDIUM		PLATINUM		PLUS						
CHEVROLET (cont.)															
Cargo Van	4.3	6	2004-04	-	RS14WYPB5	9404	RS14PYPB5	7940	RS14PY-S	3013M	RS14YC6	13	-	-	1.5 / 0.060
	5.7	8	1997-99	-	RS14WYPB5	9404	RS14PYPB5	7940	RS14PY-S	3013M	RS14YC6	13	-	-	1.5 / 0.060
Cavalier	1.5	4	2018-20	L2B	-	-	-	-	-	-	RER10YC	-	-	-	1.0 / 0.040
	2.2	4	1993-97	LN2	RS14WLPB6	9402	RS12PLP6	7020	RS14PM-S	3015M	RS13LYC5	20	-	-	1.1 / 0.044
	2.2	4	1998-99	LN2	RS14WYPB5	9404	RS14PYPB5	7940	RS14PY-S	3013M	RS14YC6	13	-	-	1.3 / 0.052
	2.2	4	2000-02	LN2	RS14WYPB5	9404	RS12PYPB5	7963	RS10PY-S	3408M	RS14YC	408	-	-	1.0 / 0.040
	2.2	4	2003-05	LN2	RES12WYPB4	9300	-	-	RE14PM-S	3570M	RE14MCC4	570	-	-	1.1 / 0.044
	2.3	4	1995-95	LD2	RS14WYPB5	9404	RS14PYPB5	7940	RS14PY-S	3013M	RS14YC6	13	-	-	1.5 / 0.060
	2.4	4	1995-02	LD9 (146CUL4)	RS12WMPB4	9405	RS12PYPB5	7963	RS14PM5-S	3983M	RS12YC	401	-	-	1.3 / 0.052
	2.8	6	1990-94	LB6	RS14WLPB6	9402	RS12PLP6	7020	RS14PM-S	3015M	RS13LYC5	20	-	-	1.3 / 0.052
3.1	6	1991-94	LH0	RS14WLPB6	9402	RS14PMP4	7015	RS14PM-S	3015M	RS13LYC5	20	-	-	0.9 / 0.036	
Celebrity	2.8	6	1982-86	LE2 (173CUL6)	-	-	RV17PMP4	7018	RV15PM-S	3018M	RV15YC4	18	BL15Y	-	1.1 / 0.044
	2.8	6	1987-89	LE2 (173CUL6)	RS14WLPB6	9402	RS14PMP4	7015	RS14PM-S	3015M	RS13LYC5	20	-	-	1.1 / 0.044
Chevy	1.4	4	1994-02	C 14 SE	RN8WYPB3	9804	RN9PYP	7415	RN9PY-S	3415M	RN9YC	415	-	-	0.8 / 0.032
	1.6	4	1996-03	C 16 SE	RN8WYPB3	9804	RN9PYP	7415	RN9PY-S	3415M	RN9YC	415	-	-	0.8 / 0.032
	1.6	4	2004-12	C 16 SE	RN8WYPB3	9804	RN9PYP	7415	-	-	-	-	-	-	0.8 / 0.032
Chevy Monza	1.6	4	2003-03	C 16 SE	RN8WYPB3	9804	RN9PYP	7415	RN9PY-S	3415M	RN9YC	415	-	-	0.8 / 0.032
Chevy Pickup	1.6	4	1999-03	C 16 SE	RN8WYPB3	9804	RN9PYP	7415	RN9PY-S	3415M	RN9YC	415	-	-	0.8 / 0.032
Cheyenne	5.3	8	2007-15	L83 (325CUL8)	RS12WMPB4	9405	RS14PMPB5	7983	RS14PM5-S	3983M	RS14YC	408	-	-	1.1 / 0.044
	5.3	8	2016-20	L83 (325CUL8)	RES12WYPB4	9300	RES11PYP5	7437	RE10PM-S	3032M	-	-	-	-	1.1 / 0.044
	6.2	8	2014-20	L99 (376CUL8)	RES12WYPB4	9300	RES11PYP5	7437	RE10PM-S	3032M	-	-	-	-	1.1 / 0.044
	6.2	8	2017-17	L99 (376CUL8)	RES12WYPB4	9300	RES11PYP5	7437	RE10PM-S	3032M	-	-	-	-	1.1 / 0.044
Citation	2.8	6	1982-85	LE2 (CU173V6)	-	-	RV17PMP4	7018	RV15PM-S	3018M	RV15YC4	18	BL15Y	-	1.1 / 0.044
Classic	2.2	4	2004-05	-	RES12WYPB4	9300	RES11PYP5	7437	RE10PM-S	3032M	-	-	-	-	1.1 / 0.044
Cobalt	2.0	4	2005-07	LSJ	RC10WYPB4	9001	RC10PYP4	7346	RC10PY-S	3346M	RC9YC4	430	-	-	1.0 / 0.040
	2.0	4	2008-09	LSJ	RES12WYPB4	9300	-	-	-	-	RE14MCC4	570	-	-	0.9 / 0.036
	2.2	4	2005-09	L61, LAP	RE10WYPB5	9901	RES11PYP5	7437	RE10PM-S	3032M	-	-	-	-	1.0 / 0.040
	2.4	4	2006-08	LE5	RE10WYPB5	9901	RES11PYP5	7437	RE10PM-S	3032M	-	-	-	-	1.0 / 0.040
Colorado	2.5	4	2016-20	LCV	RES12WYPB4	9300	RES11PYP5	7437	RE14PM-S	3570M	RE14MCC4	570	-	-	1.1 / 0.044
	2.8	4	2004-06	LK5	RE10WYPB5	9901	RES11PYP5	7437	RE10PM-S	3032M	-	-	-	-	1.1 / 0.044
	2.9	4	2007-12	LLV	RE10WYPB5	9901	RES11PYP5	7437	RE10PM-S	3032M	-	-	-	-	1.1 / 0.044
	3.5	5	2004-06	L52	RE10WYPB5	9901	RES11PYP5	7437	RE10PM-S	3032M	-	-	-	-	1.1 / 0.044
	3.6	6	2013-17	LFX	RE10WYPB5	9901	RES11PYP5	7437	RE10PM-S	3032M	-	-	-	-	1.1 / 0.044
	3.7	5	2007-12	LLR	RE10WYPB5	9901	RES11PYP5	7437	RE10PM-S	3032M	-	-	-	-	1.1 / 0.044
	3.7	5	2007-12	LLR	RE10WYPB5	9901	RES11PYP5	7437	RE10PM-S	3032M	-	-	-	-	1.1 / 0.044
Corsa	1.4	4	2002-02	Z 14 XE	-	-	-	-	-	-	RC10DMC	OE019	-	-	0.8 / 0.032
	1.8	4	2003-08	LJ1, C 18 NZ	RN8WYPB3	9804	RN9PYP	7415	RN9PY-S	3415M	-	-	-	-	0.8 / 0.032
Corsica	2.2	4	1993-96	LN2	RS14WLPB5	9402	RS12PLP6	7020	RS14PM-S	3015M	RS13LYC5	20	-	-	1.5 / 0.060
	3.1	6	1993-96	LN2	RS14WLPB5	9402	RS14PMP4	7015	RS14PM-S	3015M	RS15LYC	15	-	-	1.5 / 0.060
Corvette	5.7	8	1991-92	LT1 (350CUL8)	RS12WYPB4	9204	RS12PYPB5	7963	RS10PY-S	3408M	RS12YC	401	-	-	1.3 / 0.052
	5.7	8	1993-96	LT1 (350CUL8)	RS14WYPB5	9404	RS12PYPB5	7963	RS14PY-S	3013M	RS12YC	401	-	-	1.3 / 0.052
	5.7	8	1997-04	LS1	RS14WYPB5	9404	RS14PMPB5	7983	RS14PM5-S	3983M	RS14YC6	13	-	-	1.5 / 0.060
	6.0	8	2005-07	LS2 (364CUL8)	RS12WMPB4	9405	RS14PMP4	7015	RS14PM-S	3015M	RS12YC	401	-	-	1.0 / 0.040
	6.2	8	2008-13	LS3 (376CUL8)	RS12WMPB4	9405	RS14PMP4	7015	RS14PM-S	3015M	RS12YC	401	-	-	1.0 / 0.040
	6.2	8	2014-19	LT4, LT5, Z06, ZR1	RES12WYPB4	9300	-	-	-	-	-	-	-	-	0.9 / 0.036
	7.0	8	2006-09	LS7	RS8WYPB5	9808	RS9PYP4	7304	RS12PY-S	3401M	RS9YC	304	-	-	1.0 / 0.040

MODELO Y AÑOS				BUJIAS CHAMPION											
MARCA / MODELO	LTS.	CIL.	AÑO	DESC. MOTOR	CHAMPION IRIIDIUM	STK	DOUBLE PLATINUM	STK	PLATINUM POWER	STK	COPPER PLUS	STK	NICKEL	STK	CALIBRACIÓN (mm/pulg)
CHEVROLET (cont.)															
Cruze	1.4	4	2014-16	LUJ	RC7WYPB3	9770	-	-	RC7PYCB	3068	RC7YCC	OE014	-	-	0.7 / 0.028
	1.4	4	2017-18	LE2 (85CUL4)	RET4WYPBX	9665	-	-	-	-	-	-	-	-	0.7 / 0.028
	1.8	4	2010-16	2H0	RC8WYPB4	9802	RC8PYP4	7345	RC9PY-S	3344M	RC8YC	337	-	-	0.7 / 0.028
Epica	2.5	6	2009-09	LBK, LF4 (152CUL6)	RC10WYPB4	9001	-	-	-	-	-	-	-	-	1.1 / 0.044
Equinox	1.5	4	2018-20	LYX	RET4WYPBX	9665	-	-	-	-	-	-	-	-	0.7 / 0.028
	2.4	4	2016-17	LAF, LEA	RES12WYPB4	9300	-	-	-	-	-	-	-	-	0.9 / 0.036
	3.4	6	2005-09	LNJ	RS14WYPB5	9404	RS14PYPB5	7940	RS14PY-S	3013M	RS14YC6	13	-	-	1.5 / 0.060
	3.6	6	2008-09	LY7	RES12WYPB4	9300	RES11PYP5	7437	RE10PM-S	3032M	-	-	-	-	1.1 / 0.044
Express 1500	4.3	6	1996-09	L35, LU3	RS14WYPB5	9404	RS14PYPB5	7940	RS14PY-S	3013M	RS14YC6	13	-	-	1.5 / 0.060
	5.3	8	2003-08	LM7, LMF	RS12WMPB4	9405	RS14PMP4	7015	RS14PM-S	3015M	RS12YC	401	-	-	1.0 / 0.040
	5.3	8	2009-09	LM7, LMF	RS12WMPB4	9405	RS14PMP4	7015	RS14PM-S	3015M	RS12YC	401	-	-	1.0 / 0.040
	5.0	8	1996-02	L30	RS14WYPB5	9404	RS10PYP	7401	RS14PY-S	3013M	RS12YC	401	-	-	1.5 / 0.060
	5.7	8	1996-02	L31, LM7	RS14WYPB5	9404	RS14PYPB5	7940	RS14PY-S	3013M	RS14YC6	13	-	-	1.5 / 0.060
Express 2500	4.3	6	1996-04	L35, LU3	RS14WYPB5	9404	RS14PYPB5	7940	RS14PY-S	3013M	RS14YC6	13	-	-	1.5 / 0.060
	4.8	8	2003-09	LR4	RS12WMPB4	9405	RS14PMP4	7015	RS14PM-S	3015M	RS12YC	401	-	-	1.0 / 0.040
	5.0	8	1996-02	L30	RS14WYPB5	9404	RS10PYP	7401	RS14PY-S	3013M	RS12YC	401	-	-	1.5 / 0.060
	5.3	8	2003-05	LM7	RS12WMPB4	9405	RS14PMP4	7015	RS14PM-S	3015M	RS12YC	401	-	-	1.0 / 0.040
	5.7	8	1996-02	L31, LM7	RS14WYPB5	9404	RS14PYPB5	7940	RS14PY-S	3013M	RS14YC6	13	-	-	1.5 / 0.060
	6.0	8	2003-09	LQ4, LQ9	RS12WMPB4	9405	RS14PMPB5	7983	RS14PM5-S	3983M	RS14YC	408	-	-	1.0 / 0.040
Express 3500	4.8	8	2005-09	LR4	RS12WMPB4	9405	RS14PMP4	7015	RS14PM-S	3015M	RS12YC	401	-	-	1.0 / 0.040
	5.3	8	2003-08	LM7	RS12WMPB4	9405	RS14PMP4	7015	RS14PM-S	3015M	RS12YC	401	-	-	1.0 / 0.040
	5.7	8	1996-02	L31, LM7	RS14WYPB5	9404	RS14PYPB5	7940	RS14PY-S	3013M	RS14YC6	13	-	-	1.5 / 0.060
	6.0	8	2003-09	LQ4, LQ9	RS12WMPB4	9405	RS14PMPB5	7983	RS14PM5-S	3983M	RS14YC	408	-	-	1.0 / 0.040
	7.4	8	1997-00	L29	RS14WLPB6	9402	RS14PMPB5	7983	RS14PM5-S	3983M	RS14YC6	13	-	-	1.5 / 0.060
	8.1	8	2001-02	L18	RS14WLPB6	9402	RS14PMPB5	7983	RS14PM5-S	3983M	RS14YC6	13	-	-	1.5 / 0.060
Express Cargo	4.3	6	2010-14	L35, LU3	RS14WYPB5	9404	RS14PYPB5	7940	RS14PY-S	3013M	RS14YC6	13	-	-	1.5 / 0.060
	4.3	6	2018-20	LV1	RES12WYPB4	9300	RES11PYP5	7437	RE10PM-S	3032M	-	-	-	-	1.1 / 0.044
	5.3	8	2009-09	LM7, LMF	RS12WMPB4	9405	RS14PMP4	7015	RS14PM-S	3015M	RS12YC	401	-	-	1.0 / 0.040
	6.0	8	2010-16	LY6, L96	RS12WMPB4	9405	RS14PMP4	7015	RS14PM-S	3015M	RS12YC	401	-	-	1.0 / 0.040
	6.0	8	2017-17	LY6, L96	RS12WMPB4	9405	RS14PMP4	7015	RS14PM-S	3015M	RS12YC	401	-	-	1.0 / 0.040
Express Pasajeros	5.3	8	2009-15	LM7, LMF	RS12WMPB4	9405	RS14PMP4	7015	RS14PM-S	3015M	RS12YC	401	-	-	1.0 / 0.040
	6.0	8	2009-16	LY6, L96	RS12WMPB4	9405	RS14PMP4	7015	RS14PM-S	3015M	RS12YC	401	-	-	1.0 / 0.040
	6.0	8	2017-19	LY6, L96	RS12WMPB4	9405	RS14PMP4	7015	RS14PM-S	3015M	RS12YC	401	-	-	1.0 / 0.040
G10	4.3	6	1993-95	LB4	-	-	-	-	-	-	RV12YC	406	-	-	1.1 / 0.044
	5.0	8	1993-95	L05	-	-	-	-	-	-	RV12YC	406	-	-	1.1 / 0.044
G20	4.3	6	1993-95	LB4	-	-	-	-	-	-	RV12YC	406	-	-	1.1 / 0.044
	5.0	8	1993-95	L05	-	-	-	-	-	-	RV12YC	406	-	-	1.1 / 0.044
	5.7	8	1993-95	LT1	RS14WYPB5	9404	RS14PYPB5	7940	RS14PY-S	3013M	RS14YC6	13	-	-	1.5 / 0.060
G30	4.3	6	1993-96	LB4	-	-	-	-	-	-	RV12YC	406	-	-	1.1 / 0.044
	4.3	6	2001-02	L35	RS14WYPB5	9404	RS14PYPB5	7940	RS14PY-S	3013M	RS14YC6	13	-	-	1.5 / 0.060
	5.7	8	1993-96	LT1	RS14WYPB5	9404	RS14PYPB5	7940	RS14PY-S	3013M	RS14YC6	13	-	-	1.5 / 0.060
	7.4	8	1993-96	L29	-	-	RV17PMP4	7018	RV19PMC	3025	RV17YC	25	BL16Y	-	0.9 / 0.036
HHR	2.0	4	2008-09	LNF	RES12WYPB4	9300	-	-	-	RE14MCC4	570	-	-	0.9 / 0.036	



MODELO Y AÑOS				BUJIAS CHAMPION											
MARCA / MODELO	LTS.	CIL.	AÑO	DESC. MOTOR	CHAMPION IRIDIUM	STK	DOUBLE PLATINUM	STK	PLATINUM POWER	STK	COPPER PLUS	STK	NICKEL	STK	CALIBRACIÓN (mm/pulg)
CHEVROLET (cont.)															
HHR	2.2	4	2006-09	L61	RE10WYPB5	9901	RES11PYP5	7437	RE10PM-S	3032M	-	-	-	-	1.0 / 0.040
	2.4	4	2006-09	LE5	RE10WYPB5	9901	RES11PYP5	7437	RE10PM-S	3032M	-	-	-	-	1.0 / 0.040
Impala	3.4	6	2000-05	LA1	RS14WYPB5	9404	RS14PYPB5	7940	RS14PY-S	3013M	RS14YC6	13	-	-	1.5 / 0.060
	3.5	6	2006-09	LZE	RS12WMPB4	9405	RS14PMPB5	7983	RS14PM5-S	3983M	RS14YC	408	-	-	1.0 / 0.040
	3.8	6	2000-05	L36, L67	RS14WYPB5	9404	RS14PYPB5	7940	RS14PY-S	3013M	RS14YC6	13	-	-	1.5 / 0.060
	3.9	6	2006-09	LZ9	RS12WMPB4	9405	RS14PMPB5	7983	RS14PM5-S	3983M	RS14YC	408	-	-	1.0 / 0.040
	5.3	8	2006-09	LS4	RS12WMPB4	9405	RS14PMP4	7015	RS14PM-S	3015M	RS12YC	401	-	-	1.0 / 0.040
	5.7	8	1975-75	-	-	-	RV17PMP4	7018	RV15PM-S	3018M	RV15YC	-	BL15Y	-	0.9 / 0.036
	5.7	8	1995-96	-	-	RS14WYPB5	9404	RS14PYPB5	7940	RS14PY-S	3013M	RS14YC6	13	-	-
K1500	4.3	6	1993-94	LB4	-	-	-	-	-	-	RV12YC	406	-	-	1.1 / 0.044
	4.3	6	1996-98	LB4	RS14WYPB5	9404	RS14PYPB5	7940	RS14PY-S	3013M	RS14YC6	13	-	-	1.5 / 0.060
	5.0	8	1993-94	L03	-	-	-	-	-	-	RV12YC	406	-	-	1.1 / 0.044
	5.0	8	1996-99	L03	RS14WYPB5	9404	RS14PYPB5	7940	RS14PY-S	3013M	RS14YC6	13	-	-	1.5 / 0.060
	5.7	8	1993-94	L31	-	-	-	-	-	-	RV12YC	406	-	-	0.9 / 0.036
	5.7	8	1996-99	L31	RS14WYPB5	9404	RS14PYPB5	7940	RS14PY-S	3013M	RS14YC6	13	-	-	1.5 / 0.060
K1500 Suburban	5.7	8	1993-95	L31	-	-	-	-	-	-	RV12YC	406	-	-	0.9 / 0.036
	5.7	8	1996-99	L31	RS14WYPB5	9404	RS14PYPB5	7940	RS14PY-S	3013M	RS14YC6	13	-	-	1.5 / 0.060
K2500	5.0	8	1993-94	L03	-	-	-	-	-	-	RV12YC	406	-	-	1.1 / 0.044
	5.7	8	1993-94	L31	-	-	-	-	-	-	RV12YC	406	-	-	0.9 / 0.036
	5.7	8	1996-00	L31	RS14WYPB5	9404	RS14PYPB5	7940	RS14PY-S	3013M	RS14YC6	13	-	-	1.5 / 0.060
	7.4	8	1993-94	L29	-	-	-	-	-	-	RV12YC	406	-	-	0.9 / 0.036
	7.4	8	1996-00	L29	RS14WYPB5	9404	RS14PYPB5	7940	RS14PY-S	3013M	RS14YC6	13	-	-	1.5 / 0.060
K2500 Suburban	5.7	8	1993-95	L31	-	-	-	-	-	-	RV12YC	406	-	-	0.9 / 0.036
	5.7	8	1996-99	L31	RS14WYPB5	9404	RS14PYPB5	7940	RS14PY-S	3013M	RS14YC6	13	-	-	1.5 / 0.060
	7.4	8	1993-95	L29	-	-	-	-	-	-	RV12YC	406	-	-	0.9 / 0.036
	7.4	8	1996-99	L29	RS14WYPB5	9404	RS14PYPB5	7940	RS14PY-S	3013M	RS14YC6	13	-	-	1.5 / 0.060
K3500	5.7	8	1993-94	L31	-	-	-	-	-	-	RV12YC	406	-	-	0.9 / 0.036
	5.7	8	1996-00	L31	RS14WYPB5	9404	RS14PYPB5	7940	RS14PY-S	3013M	RS14YC6	13	-	-	1.5 / 0.060
	7.4	8	1993-94	L29	-	-	-	-	-	-	RV12YC	406	-	-	0.9 / 0.036
	7.4	8	1996-00	L29	RS14WYPB5	9404	RS14PYPB5	7940	RS14PY-S	3013M	RS14YC6	13	-	-	1.5 / 0.060
Lumina	3.1	6	1993-95	LG8	RS14WLPB6	9402	RS14PMP4	7015	RS14PM-S	3015M	RS13LYC5	20	-	-	1.5 / 0.060
	3.1	6	1996-01	LG8	RS14WYPB5	9404	RS14PYPB5	7940	RS14PY-S	3013M	RS14YC6	13	-	-	1.5 / 0.060
	3.4	6	1993-96	LQ1	-	-	RS12PLP6	7020	RS14PM-S	3015M	RS13LYC5	20	-	-	1.1 / 0.044
	3.8	6	1998-99	L27, L36	RS14WYPB5	9404	RS14PYP5	7013	RS14PY-S	3013M	RS14YC6	13	-	-	1.5 / 0.060
Lumina APV	3.1	6	1993-95	LG8	RS14WLPB6	9402	RS14PMP4	7015	RS14PM-S	3015M	RS13LYC5	20	-	-	1.5 / 0.060
	3.4	6	1996-96	LQ1	-	-	RS12PLP6	7020	RS14PM-S	3015M	RS13LYC5	20	-	-	1.1 / 0.044
	3.8	6	1993-95	L27, L36	RS14WYPB5	9404	RS14PYP5	7013	RS14PY-S	3013M	RS14YC6	13	-	-	1.5 / 0.060
Lumina Van	3.8	6	1995-96	L27, L36	RS14WYPB5	9404	RS14PYP5	7013	RS14PY-S	3013M	RS14YC6	13	-	-	1.5 / 0.060
LUV	2.2	4	1998-05	L43	-	-	-	-	RN14PM-S	3405M	RN12YC	404	-	-	1.1 / 0.044
	2.3	4	1997-97	4ZD1	-	-	-	-	RN14PM-S	3405M	RN12YC	404	-	-	1.1 / 0.044
Malibu	1.5	4	2016-18	LFV	RET4WYPBX	9665	-	-	-	-	-	-	-	-	0.7 / 0.028
	2.0	4	2013-18	L7G	RES8WYPB3	9016	RES9PYP4	7004	-	-	RES9YCC4	OE031	-	-	0.9 / 0.036

MODELO Y AÑOS				BUJIAS CHAMPION											
MARCA / MODELO	LTS.	CIL.	AÑO	DESC. MOTOR	CHAMPION	STK	DOUBLE	STK	PLATINUM	STK	COPPER	STK	NICKEL	STK	CALIBRACIÓN
					IRIDIUM		PLATINUM		PLUS			(mm/pulg)			
CHEVROLET (cont.)															
Malibu	2.2	4	2004-08	L61	RES12WYPB4	9300	RES11PYP5	7437	RE10PM-S	3032M	-	-	-	-	1.1 / 0.044
	2.4	4	1997-99	LD9 (146CUL4)	RS14WYPB5	9404	RS12PYPB5	7963	RS14PY-S	3013M	RS12YC	401	-	-	1.3 / 0.052
	2.4	4	2008-12	LE5	RES12WYPB4	9300	RES11PYP5	7437	RE10PM-S	3032M	-	-	-	-	1.0 / 0.040
	2.5	4	2014-15	LCV, LKW	RES12WYPB4	9300	RES11PYP5	7437	RE10PM-S	3032M	-	-	-	-	1.0 / 0.040
	3.1	6	1997-03	L82, LG8	RS14WYPB5	9404	RS14PYPB5	7940	RS14PY-S	3013M	RS14YC6	13	-	-	1.5 / 0.060
	3.5	6	2004-06	LZ4	RS14WYPB5	9404	RS14PYP5	7013	RS14PY-S	3013M	RS14YC6	13	-	-	1.5 / 0.060
	3.5	6	2007-09	LZ4	RS12WMPB4	9405	RS14PMP4	7015	RS14PM-S	3015M	RS12YC	401	-	-	1.0 / 0.040
	3.6	6	2008-12	LY7	RE10WYPB5	9901	RES11PYP5	7437	RE10PM-S	3032M	-	-	-	-	1.1 / 0.044
	3.9	6	2006-07	LZ9	RS12WMPB4	9405	RS14PMPB5	7983	RS14PM5-S	3983M	RS14YC	408	-	-	1.0 / 0.040
	4.1	6	1980-81	L22	-	-	RV17PMP4	7018	RV15PM-S	3018M	RV15YC	-	BL15Y	-	0.9 / 0.036
5.7	8	1980-81	-	-	-	RV17PMP4	7018	RV15PM-S	3018M	RV15YC	-	BL15Y	-	0.9 / 0.036	
Matiz	1.0	4	2011-15	LQ4	RN8WYPB3	9804	RN9PY-S	7415	RN9PY-S	3415M	RN9YC	415	-	-	1.1 / 0.044
Meriva	1.8	4	2004-06	-	RC10WMPB4	9002	-	-	RC9QMP	488	RC9MCC4	OE089	-	-	0.8 / 0.032
	1.8	4	2007-08	2H9	RN8WYPB3	9804	-	-	RN9PY-S	3415M	-	-	-	-	0.8 / 0.032
Metro	1.0	3	1998-00	LP2	RN10WYPB5	9007	RN9PYP	7415	RN9PY-S	3415M	RN9YC	415	-	-	1.0 / 0.040
	1.3	4	1998-01	LY8	RC10WYPB4	9001	RC10PYPB4	7546	RC9PY-S	3344M	RC9YC4	430	-	-	1.0 / 0.040
Monte Carlo	3.1	6	1995-99	L82 (191CUL6)	RS14WYPB5	9404	RS14PYPB5	7940	RS14PY-S	3013M	RS14YC6	13	-	-	1.5 / 0.060
	3.4	6	1995-97	LQ1	RS14WYPB5	9404	RS14PYPB5	7940	RS14PY-S	3013M	RS14YC6	13	-	-	1.5 / 0.060
	3.4	6	2000-05	LA1	RS14WYPB5	9404	RS14PYPB5	7940	RS14PY-S	3013M	RS14YC6	13	-	-	1.5 / 0.060
	3.5	6	2006-07	LZ4, LZE	RS12WMPB4	9405	RS14PMPB5	7983	RS14PM5-S	3983M	RS14YC	408	-	-	1.0 / 0.040
	3.8	6	1998-05	L36 (231CUL6)	RS14WYPB5	9404	RS14PYPB5	7940	RS14PY-S	3013M	RS14YC6	13	-	-	1.5 / 0.060
	3.9	6	2006-06	LZ9	RS12WMPB4	9405	RS14PMPB5	7983	RS14PM5-S	3983M	RS14YC	408	-	-	1.0 / 0.040
	5.3	8	2006-07	LS4	RS12WMPB4	9405	RS14PMP4	7015	RS14PM-S	3015M	RS12YC	401	-	-	1.0 / 0.040
	5.7	8	1981-84	LM1	-	-	RV17PMP4	7018	RV15PM-S	3018M	RV15YC	-	BL15Y	-	0.9 / 0.036
Nova	4.1	6	1975-78	L22	-	-	RV17PMP4	7018	RV15PM-S	3018M	RV15YC	-	BL15Y	-	0.9 / 0.036
	5.7	8	1977-78	L48	-	-	RV17PMP4	7018	RV15PM-S	3018M	RV15YC	-	BL15Y	-	0.9 / 0.036
Optra	2.0	4	2006-10	L34 (122CUL4)	-	-	RC10PYP4	7346	-	-	RC10DMC	OE019	-	-	0.8 / 0.032
P30	4.3	6	1995-01	-	-	-	RV17PMP4	7018	RV15PM-S	3018M	RV15YC4	18	-	-	1.1 / 0.044
	5.7	8	1986-96	-	-	-	-	-	-	-	RV12YC	406	-	-	0.9 / 0.036
	5.7	8	1997-03	-	RS14WYPB5	9404	RS14PYPB5	7940	RS14PY-S	3013M	RS14YC6	13	-	-	1.5 / 0.060
	7.4	8	1993-95	-	-	-	-	-	-	-	RV12YC	406	-	-	0.9 / 0.036
	7.4	8	1996-99	-	RS12WMPB4	9405	RS14PMPB5	7983	RS14PM5-S	3983	RS14YC6	13	-	-	1.5 / 0.060
Prizm	1.8	4	1998-99	1ZZ-FE	RC12WLPB4	9203	RC10PLPB4	7436	RC12PL-S	3436M	RC12LC4	436	-	-	1.1 / 0.044
	1.8	4	2000-02	1ZZ-FE	RC12WMPB4	9202	RC12PMPB4	7318	RC12PM-S	3318M	RC12MC4	318	-	-	1.1 / 0.044
S10	2.2	4	1994-97	LN2	RS14WLPB6	9402	RS12PLP6	7020	RS14PM-S	3015M	RS13LYC5	20	-	-	1.1 / 0.044
	2.2	4	1998-03	-	RS14WYPB5	9404	RS14PYPB	7408	RS14PM-S	3015M	RS14YC	408	-	-	1.0 / 0.040
	2.5	4	1993-93	LR8	-	-	RV17PMP4	7018	RV15PM-S	3018M	RV15YC6	79	BL15Y	-	1.5 / 0.060
	2.5	4	2016-17	LCV	RES12WYPB4	9300	RES11PYP5	7437	RE14PM-S	3570M	-	-	-	-	1.1 / 0.044
	2.8	6	1993-93	LL1	-	-	RV17PMP4	7018	RV15PM-S	3018M	RV15YC4	18	BL15Y	-	1.1 / 0.044
	4.3	6	1993-95	L35, LU3	-	-	RV17PMP4	7018	RV15PM-S	3018M	RV15YC4	18	BL15Y	-	1.0 / 0.040
	4.3	6	1996-04	L35	RS14WYPB5	9404	RS12PYPB5	7963	RS14PY-S	3013M	RS14YC6	13	-	-	1.5 / 0.060
S10 Blazer	4.3	6	1993-94	L35, LU3	-	-	RV17PMP4	7018	RV15PM-S	3018M	RV15YC4	18	BL15Y	-	1.0 / 0.040



MODELO Y AÑOS				BUJIAS CHAMPION											
MARCA / MODELO	LTS.	CIL.	AÑO	DESC. MOTOR	CHAMPION	STK	DOUBLE	STK	PLATINUM	STK	COPPER	STK	NICKEL	STK	CALIBRACIÓN
					IRIDIUM		PLATINUM		PLUS				(mm/pulg)		
CHEVROLET (cont.)															
Silverado	5.7	8	1995-99	LT1	RS14WYPB5	9404	RS14PYPB5	7940	RS14PY-S	3013M	RS14YC6	13	-	-	1.5 / 0.060
Silverado 1500	4.3	6	1999-13	LU3	RS14WYPB5	9404	RS14PYP5	7013	RS14PY-S	3013M	RS14YC6	13	-	-	1.5 / 0.060
	4.8	8	1999-09	LR4, LY2, L20	RS12WMPB4	9405	RS14PMP4	7015	RS14PM-S	3015M	RS12YC	401	-	-	1.0 / 0.040
	5.3	8	1999-09	LM7, LY5	RS12WMPB4	9405	RS14PMP4	7015	RS14PM-S	3015M	RS12YC	401	-	-	1.0 / 0.040
	6.0	8	2003-09	LQ4, L96	RS12WMPB4	9405	RS14PMP4	7015	RS14PM-S	3015M	RS12YC	401	-	-	1.0 / 0.040
	6.2	8	2009-09	L9H	RS12WMPB4	9405	RS14PMP4	7015	RS14PM-S	3015M	RS12YC	401	-	-	1.0 / 0.040
Silverado 1500 Classic	4.3	6	2007-07	LU3	RS14WYPB5	9404	RS14PYP5	7013	RS14PY-S	3013M	RS14YC6	13	-	-	1.5 / 0.060
	4.8	8	2007-07	LR4, LY2, L20	RS12WMPB4	9405	RS14PMP4	7015	RS14PM-S	3015M	RS12YC	401	-	-	1.0 / 0.040
	5.3	8	2007-07	LM7, LY5	RS12WMPB4	9405	RS14PMP4	7015	RS14PM-S	3015M	RS12YC	401	-	-	1.0 / 0.040
	6.0	8	2007-07	LQ4, L96	RS12WMPB4	9405	RS14PMP4	7015	RS14PM-S	3015M	RS12YC	401	-	-	1.0 / 0.040
Silverado 1500HD	6.0	8	2001-06	LQ4, L96	RS12WMPB4	9405	RS14PMP4	7015	RS14PM-S	3015M	RS12YC	401	-	-	1.0 / 0.040
Silverado 2500	4.8	8	2008-13	LR4, LY2, L20	RS12WMPB4	9405	RS14PMP4	7015	RS14PM-S	3015M	RS12YC	401	-	-	1.0 / 0.040
	5.3	8	1999-13	LM7, LY5	RS12WMPB4	9405	RS14PMP4	7015	RS14PM-S	3015M	RS12YC	401	-	-	1.0 / 0.040
	5.7	8	2000-02	LT1	RS14WYPB5	9404	RS14PYPB5	7940	RS14PY-S	3013M	RS14YC6	13	-	-	1.5 / 0.060
	6.0	8	1999-04	LQ4, L96	RS12WMPB4	9405	RS14PMP4	7015	RS14PM-S	3015M	RS12YC	401	-	-	1.0 / 0.040
Silverado 2500 HD	6.0	8	2001-09	LQ4, L96	RS12WMPB4	9405	RS14PMP4	7015	RS14PM-S	3015M	RS12YC	401	-	-	1.0 / 0.040
	8.1	8	2001-06	L18	RS14WLPB6	9402	RS14PMPB5	7983	RS14PM5-S	3983M	RS14YC6	13	-	-	1.5 / 0.060
Silverado 3500	5.7	8	2001-07	LT1	RS14WYPB5	9404	RS14PYPB5	7940	RS14PY-S	3013M	RS14YC6	13	-	-	1.5 / 0.060
	6.0	8	2001-18	LQ4, L96	RS12WMPB4	9405	RS14PMP4	7015	RS14PM-S	3015M	RS12YC	401	-	-	1.0 / 0.040
	8.1	8	2001-05	L18	RS14WLPB6	9402	RS14PMPB5	7983	RS14PM5-S	3983M	RS14YC6	13	-	-	1.5 / 0.060
Silverado 3500HD	6.0	8	2007-09	LQ4, L96	RS12WMPB4	9405	RS14PMP4	7015	RS14PM-S	3015M	RS12YC	401	-	-	1.0 / 0.040
Sonic	1.4	4	2014-16	LUJ	RC8WYPB4	9802	RC8PYP4	7345	RC7PYCB	3068	RC8YC	337	-	-	0.7 / 0.028
	1.6	4	2012-17	LDE	RC10WMPB4	9002	-	-	-	-	RC10MCC	347	-	-	0.9 / 0.036
Sonora	5.3	8	2003-06	L59	RS12WMPB4	9405	RS14PMPB5	7983	RS14PM5-S	3983M	RS14YC	408	-	-	1.5 / 0.060
	5.7	8	2000-02	L31	RS12WMPB4	9405	RS14PMPB5	7983	RS14PM5-S	3983M	RS14YC6	13	-	-	1.5 / 0.060
Spark	1.2	4	2011-15	LMU	RA7WYB	9700	RA7PYPB4	OE226	-	-	RA7YC	449	-	-	0.9 / 0.036
	1.4	4	2016-20	LV7	RET4WYPBX	9665	-	-	-	-	-	-	-	-	0.9 / 0.036
Spark Classic	1.2	4	2016-17	LMU	RA7WYB	9700	RA7PYPB4	OE226	-	-	RA7YC	449	-	-	0.9 / 0.036
SSR	5.3	8	2003-04	LM4	RS12WMPB4	9405	RS14PMP4	7015	RS14PM-S	3015M	RS12YC	401	-	-	1.0 / 0.040
	6.0	8	2005-06	LS2	RS12WMPB4	9405	RS14PMP4	7015	RS14PM-S	3015M	RS12YC	401	-	-	1.0 / 0.040
Suburban	5.3	8	2014-14	LC9, LY5, LMG	RS12WMPB4	9405	RS14PMP4	7015	RS14PM-S	3015M	RS12YC	401	-	-	1.0 / 0.040
	5.7	8	1987-94	LO5	-	-	RV17PMP4	7018	RV15PM-S	3018M	RV15YC4	18	BL15Y	-	1.1 / 0.044
	6.0	8	2016-19	LQ4, LY6, L96	RS12WMPB4	9405	RS14PMP4	7015	RS14PM-S	3015M	RS12YC	401	-	-	1.0 / 0.040
Suburban 1500	5.3	8	2000-06	L59, LM7	RS14WYPB5	9404	RS14PMPB5	7983	RS14PM5-S	3983M	RS14YC6	13	-	-	1.5 / 0.060
	5.3	8	2007-13	LC9, LY5, LMG	RS12WMPB4	9405	RS14PMP4	7015	RS14PM-S	3015M	RS12YC	401	-	-	1.0 / 0.040
	5.7	8	1995-95	LO5	-	-	RV17PMP4	7018	RV15PM-S	3018M	RV15YC4	18	BL15Y	-	1.1 / 0.044
	5.7	8	1996-02	L31	RS14WYPB5	9404	RS14PYPB5	7940	RS14PY-S	3013M	RS14YC6	13	-	-	1.5 / 0.060
	6.0	8	2006-13	LQ4, LY6, L96	RS12WMPB4	9405	RS14PMP4	7015	RS14PM-S	3015M	RS12YC	401	-	-	1.0 / 0.040
Suburban 2500	6.0	8	2000-09	LQ4, LY6, L96	RS12WMPB4	9405	RS14PMP4	7015	RS14PM-S	3015M	RS12YC	401	-	-	1.0 / 0.040
	8.1	8	2001-06	L18	RS14WLPB6	9402	RS14PMPB5	7983	RS14PM5-S	3983M	RS14YC6	13	-	-	1.5 / 0.060

MODELO Y AÑOS				BUJIAS CHAMPION											
MARCA / MODELO	LTS.	CIL.	AÑO	DESC. MOTOR	CHAMPION	STK	DOUBLE	STK	PLATINUM	STK	COPPER	STK	NICKEL	STK	CALIBRACIÓN
					IRIDIUM		PLATINUM		PLUS				(mm/pulg)		
CHEVROLET (cont.)															
Tahoe	4.8	8	2000-09	LY2	RS12WMPB4	9405	RS14PMP4	7015	RS14PM-S	3015M	RS12YC	401	-	-	1.0 / 0.040
	5.3	8	2000-14	LC9, LMG, LY5	RS12WMPB4	9405	RS14PMP4	7015	RS14PM-S	3015M	RS12YC	401	-	-	1.0 / 0.040
	5.7	8	1995-00	LO5	RS14WYPB5	9404	RS14PYPB5	7940	RS14PY-S	3013M	RS14YC6	13	-	-	1.5 / 0.060
	6.0	8	2008-09	LFA	RS12WMPB4	9405	RS14PMP4	7015	RS14PM-S	3015M	RS12YC	401	-	-	1.0 / 0.040
	6.2	8	2009-09	L9H	RS12WMPB4	9405	RS14PMP4	7015	RS14PM-S	3015M	RS12YC	401	-	-	1.0 / 0.040
Tigra	1.6	4	1999-99	L91	RC10WYPB4	9001	RC10PYP4	7346	-	-	RC10DMC	OE019	-	-	0.8 / 0.032
Tornado	1.8	4	2004-20	LJ1	RN8WYPB3	9804	RN9PYP	7415	RN9PY-S	3415M	-	-	-	-	0.8 / 0.032
Tracker	1.6	4	1998-00	G16B	RC10WYPB4	9001	RC10PYP4	7346	RC10PY-S	3346M	RC10YC4	346	-	-	1.1 / 0.044
	2.0	4	1999-08	L34	RC12WYPB4	9201	RC12PYP	7071	RC12PY-S	3071M	RC12YC	71	-	-	1.1 / 0.044
	2.5	6	2001-04	LE8	RC12WYPB4	9201	RC12PYP	7071	RC12PY-S	3071M	RC12YC	71	-	-	1.1 / 0.044
Trail-blazer	4.2	6	2002-09	LL8	RE10WYPB5	9901	RES11PYP5	7437	RE10PM-S	3032M	-	-	-	-	1.3 / 0.052
	5.3	8	2006-07	LM4	RS12WMPB4	9405	RS14PMP4	7015	RS14PM-S	3015M	RS12YC	401	-	-	1.0 / 0.040
	6.0	8	2006-09	LS2	RS12WMPB4	9405	RS14PMP4	7015	RS14PM-S	3015M	RS12YC	401	-	-	1.0 / 0.040
Trail-blazer EXT	5.3	8	2003-05	LM4	RS12WMPB4	9405	RS14PMP4	7015	RS14PM-S	3015M	RS12YC	401	-	-	1.0 / 0.040
Traverse	3.6	6	2009-20	LLT, LFY	RE10WYPB5	9901	RES9PYP4	7004	RE10PM-S	3032M	-	-	-	-	1.1 / 0.044
Trax	1.4	4	2014-15	LUJ	RC8WYPB3	9801	RC8PYPB4	7545	RC7PYCB	3068	RC8YC	337	-	-	0.7 / 0.028
	1.8	4	2013-20	2H0	RC10WMPB4	9002	-	-	-	-	RC10MCC	347	-	-	0.9 / 0.036
Uplander	3.5	6	2005-06	LX9	RS14WYPB5	9404	RS14PYPB5	7940	RS14PY-S	3013M	RS14YC6	13	-	-	1.5 / 0.060
	3.9	6	2007-09	LZ9	RS12WMPB4	9405	RS14PMPB5	7983	RS14PM5-S	3983M	RS14YC	408	-	-	1.1 / 0.044
Vectra	2.2	4	2003-05	LA9	RE10WYPB5	9901	RES9PYP4	7004	RES8PYPB5	3017	RES9YCC4	OE031	-	-	1.1 / 0.044
	2.8	6	2006-08	Z 28 NET	REC10WYPB4	9006	REC10PYPB4	7975	REC10PY-S	3500	REC10YC4	975	-	-	1.1 / 0.044
	3.2	6	2003-03	LA3	RC8WMPB4	9803	-	-	-	-	-	-	-	-	0.8 / 0.032
Venture	3.4	6	1997-05	LA1	RS14WYPB5	9404	RS14PYPB5	7940	RS14PY-S	3013M	RS14YC6	13	-	-	1.5 / 0.060
Volt	1.5	4	2016-19	L3A	RET4WYPBX	9665	-	-	-	-	-	-	-	-	0.8 / 0.032
W3500 Tiltmaster	6.0	8	2003-06	-	RS12WMPB4	9405	RS14PMP4	7015	RS14PM-S	3015M	RS12YC	401	-	-	1.0 / 0.040
Zafira	2.2	4	2002-06	Z 22 SE	RE10WYPB5	9901	RES9PYP4	7004	RES8PYB5	3017	RES9YCC4	OE031	-	-	1.1 / 0.044
	2.2	4	2005-06	Z 22 YH	RC10WYPB4	9001	RC10PYP4	7346	-	-	RC10DMC	OE019	-	-	0.8 / 0.032
CHRYSLER															
200	2.4	4	2012-14	ED3, EDG	RC12WMPB4	9202	RC12PMPB4	7318	RC12PMCB3	3720	RC12MCC4	439	-	-	1.1 / 0.044
	2.4	4	2015-16	ED6	REC10WMPB4	9775	-	-	-	-	REC-12MCC4	446	-	-	1.1 / 0.044
	3.6	6	2012-16	ERB	RER8ZWYCB4	9407	-	-	-	-	-	-	-	-	1.1 / 0.044
300	2.7	6	2005-10	EER	-	-	RE10PMPB5	7032	RE10PM-S	3032M	-	-	-	-	1.3 / 0.052
	3.5	6	2005-10	EGG, EEG	RC12WEPB5	9034	RC12PEPB5	7034	RC12PEC-S	3034M	-	-	-	-	1.3 / 0.052
	3.6	6	2012-19	ERB	RER8ZWYCB4	9407	-	-	-	-	-	-	-	-	1.1 / 0.044
	5.7	8	2005-08	EZB	RE14WMPB4	9403	RE14PMPB	7570	RE14PM-S	3570M	RE14MCC4	570	-	-	1.1 / 0.044
	5.7	8	2009-19	EZH	REC12WMPB5	9055	-	-	-	-	REC-12MCC4	446	-	-	1.1 / 0.044
	6.1	8	2005-09	ESF (2 bujias por cil.)	RES14WMPB4	9777	RE10PMPB5	7032	RE10PM-S	3032M	-	-	-	-	1.1 / 0.044
300M	6.4	8	2013-14	ESG	-	-	RE10PMPB5	7032	RE10PM-S	3032M	-	-	-	-	1.1 / 0.044
	3.5	6	1998-04	EGG, EEG	RC12WEPB5	9034	RC12PEPB5	7034	RC12PEC-S	3034M	-	-	-	-	1.3 / 0.052



MODELO Y AÑOS				BUJIAS CHAMPION											
MARCA / MODELO	LTS.	CIL.	AÑO	DESC. MOTOR	CHAMPION	STK	DOUBLE	STK	PLATINUM	STK	COPPER	STK	NICKEL	STK	CALIBRACIÓN (mm/pulg)
					IRIDIUM		PLATINUM		PLUS						
CHRYSLER (cont.)															
Aspen	4.7	8	2007-07	EVE	RC12WMPB4	9202	RC12PMPB4	7318	RC12PM-S	3318M	RC12MCC4	439	-	-	1.0 / 0.040
	5.7	8	2007-08	EZB	RE14WMPB4	9403	RE14PMPB	7570	RE14PM-S	3570M	RE14MCC4	570	-	-	1.1 / 0.044
	5.7	8	2009-09	EZD	REC12WMPB5	9055	-	-	-	-	REC12MCC4	446	-	-	1.1 / 0.044
Cirrus	2.4	4	1995-00	EDV	RC12WMPB4	9201	RC12PYP	7071	RC12PY-S	3071M	RC12YC5	89	-	-	1.5 / 0.060
	2.4	4	2001-06	EDV	RE14WMPB4	9403	RE14PMPB	7570	RE14PM-S	3570M	RE14MCC4	570	-	-	1.1 / 0.044
	2.4	4	2007-10	EDG	RC12WMPB4	9202	RC12PMPB4	7318	RC12PM-S	3318M	RC12MC4	318	-	-	1.1 / 0.044
	2.5	6	1995-00	EEB	RC12WYPB4	9201	RC12PYP	7071	RC12PY-S	3071M	RC12YC5	89	-	-	1.1 / 0.044
	2.7	6	2001-06	EER, EES	-	-	RE10PMPB5	7032	RE10PM-S	3032M	-	-	-	-	1.3 / 0.052
	3.5	6	2007-08	EGG	RC12WEPB5	9034	RC12PEPB5	7034	RC12PEC-S	3034M	-	-	-	-	1.5 / 0.060
Concorde	2.7	6	1998-04	EER	-	-	RE10PMPB5	7032	RE10PM-S	3032M	-	-	-	-	1.3 / 0.052
	3.2	6	1998-01	EGW	RC12WEPB5	9034	RC12PEPB5	7034	RC12PEC-S	3034M	-	-	-	-	1.3 / 0.052
	3.3	6	1993-96	EGB	-	-	RN14PMP5	7031	RN14PM5-S	3031M	RN14MC5	31	-	-	1.3 / 0.052
	3.5	6	1993-97	EGE	RC12WLPB4	9203	RC12PEPB5	7034	RC10PEC	3412	RC12LYC	412	-	-	0.9 / 0.036
	3.5	6	2002-04	EWZ	RC12WEPB5	9034	RC12PEPB5	7034	RC12PEC-S	3034M	-	-	-	-	1.3 / 0.052
Crossfire	3.2	6	2004-07	EGX	RC12WYPB4	9201	RC12PYP	7071	RC12PY-S	3071M	RC12YC	71	-	-	1.1 / 0.044
Grand Voyager	3.0	6	2000-00	6G72	RN10WYPB5	9007	RN9PYP	7415	RN9PY-S	3415M	RN11YC4	322	-	-	1.1 / 0.044
	3.3	6	2000-00	EGA, EGM	-	-	RN14PMP5	7031	RN14PM5-S	3031M	RN14MC5	31	-	-	1.3 / 0.052
	3.8	6	1995-02	EGH	-	-	RN14PMP5	7031	RN14PM5-S	3031M	RN14MC5	31	-	-	1.3 / 0.052
Imperial	3.3	6	1991-91	EGA	-	-	RN14PMP5	7031	RN14PM5-S	3031M	RN14MC5	31	-	-	1.3 / 0.052
	3.8	6	1993-93	EGH	-	-	RN14PMP5	7031	RN14PM5-S	3031M	RN14MC5	31	-	-	1.3 / 0.052
Intrepid	3.5	6	1994-97	EGE	RC12WEPB5	9034	RC12PEPB5	7034	RC12PEC-S	3034M	RC12LYC	412	-	-	0.9 / 0.036
LeBaron	2.2	4	1983-87	E86	-	-	RN14PMP5	7031	RN14PM-S	3405M	RN14YC	405	N14Y	-	0.9 / 0.036
	2.5	4	1991-95	-	-	-	-	RN14PM-S	3405M	RN12YC	404	-	-	0.9 / 0.036	
	3.0	6	1993-95	6G72	RN10WYPB5	9007	RN9PYP	7415	RN9PY-S	3415M	RN11YC4	322	-	-	1.1 / 0.044
	5.9	8	1979-82	LA360	-	-	-	RN14PM-S	3405M	RN14YC	405	N14Y	-	0.9 / 0.036	
LHS	3.5	6	1994-01	-	RC12WEPB5	9034	RC12PEPB5	7034	RC12PEC-S	3034M	RC12LYC	412	-	-	1.3 / 0.052
Neon	2.0	4	1995-97	ECC DOHC	RC11WYPB5	9008	RC10PYP4	7346	RC10PY-S	3346M	RC9YC4	430	-	-	1.3 / 0.052
	2.0	4	1995-97	SOHC	RC10WYPB4	9001	RC10PYP4	7346	RC9PY-S	3344M	RC9YC	344	-	-	0.9 / 0.036
New Yorker	2.2	4	1985-89	-	-	-	-	RN14PM-S	3405M	RN12YC	404	-	-	0.9 / 0.036	
	2.5	4	1990-93	-	-	-	RN14PMP5	7031	RN14PM-S	3405M	RN12YC	404	-	-	0.9 / 0.036
	3.3	6	1993-93	EGA	-	-	RN14PMP5	7031	RN14PM5-S	3031M	RN14MC5	31	-	-	1.3 / 0.052
	3.5	6	1994-96	EGE	RC12WEPB5	9034	RC12PEPB5	7034	RC12PEC-S	3034M	RC12LYC	412	-	-	0.9 / 0.036
	3.8	6	1993-93	EGH	-	-	RN14PMP5	7031	RN14PM5-S	3031M	RN14MC5	31	-	-	1.3 / 0.052
Pacifica	3.5	6	2004-06	EGN	RC12WEPB5	9034	RC12PEPB5	7034	RC12PEC-S	3034M	-	-	-	-	1.3 / 0.052
	3.8	6	2005-07	EGH	-	-	RE14PLP5	7440	-	-	-	-	-	-	1.3 / 0.052
	3.6	6	2017-20	ERB, ERC	RER8ZWYCB4	9407	-	-	-	-	-	-	-	-	1.1 / 0.044
	4.0	6	2007-08	EMM	RC12WEPB5	9034	RC12PEPB5	7034	RC12PEC-S	3034M	-	-	-	-	1.3 / 0.052
Phantom	2.5	4	1990-94	EDM, EDT	-	-	-	-	-	RN12YC	404	-	-	0.9 / 0.036	
Prowler	3.5	6	2001-02	-	RC12WEPB5	9034	RC12PEPB5	7034	RC12PEC-S	3034M	-	-	-	-	1.3 / 0.052
PT Cruiser	2.4	4	2001-10	EDZ	RE14WMPB4	9403	RE14PMPB	7570	RE14PM-S	3570M	RE16MC	443	-	-	1.0 / 0.040
	2.4	4	2003-09	EDV Turbo	RE14WMPB4	9403	RE14PMPB	7570	RE14PM-S	3570M	RE14MCC5	470	-	-	1.3 / 0.052
Sebring	2.0	4	1995-99	ECB	RC10WYPB4	9001	RC10PYP4	7346	RC9PY-S	3344M	RC9YC5	426	-	-	1.3 / 0.052

MODELO Y AÑOS				BUJIAS CHAMPION											
MARCA / MODELO	LTS.	CIL.	AÑO	DESC. MOTOR	CHAMPION IRIIDIUM	STK	DOUBLE PLATINUM	STK	PLATINUM POWER	STK	COPPER PLUS	STK	NICKEL	STK	CALIBRACIÓN (mm/pulg)
CHRYSLER (cont.)															
Sebring	2.4	4	1996-98	-	RC12WYPB4	9201	RC12PYP	7071	RC12PY-S	3071M	RC12YC5	89	-	-	1.3 / 0.052
	2.4	4	2001-04	VIN X	RE14WMPB4	9403	RE14PMPB	7570	RE14PM-S	3570M	RE16MC	443	-	-	1.0 / 0.040
	2.4	4	2001-05	VIN G	RC10WYPB4	9001	RC10PYPB4	7546	RC10PY-S	3346M	RC10YC4	346	-	-	1.0 / 0.040
	2.4	4	2005-05	VIN J	RE14WMPB4	9403	RE14PMPB	7570	RE14PM-S	3570M	RE16MC	443	-	-	1.0 / 0.040
	2.4	4	2006-06	-	RE14WMPB4	9403	RE14PMPB	7570	RE14PM-S	3570M	RE16MC	443	-	-	1.0 / 0.040
	2.4	4	2007-07	-	RC12WMPB4	9202	RC12PMPB4	7318	RC12PM-S	3318M	RC12MC4	318	-	-	1.1 / 0.044
	2.4	4	2008-08	VIN J	-	-	-	-	RC12PMCB3	3720	RC12MCC4	439	-	-	0.8 / 0.032
	2.4	4	2008-08	VIN K	RC12WMPB4	9202	RC12PMPB4	7318	RC12PM-S	3318M	RC12MC4	318	-	-	1.1 / 0.044
	2.4	4	2009-09	ED3	RC12WMPB4	9202	RC12PMPB4	7318	RC12PM-S	3318M	RC12MC4	318	-	-	1.1 / 0.044
	2.4	4	2009-09	EDG	-	-	-	-	RC12PMCB3	3720	RC12MCC4	439	-	-	0.8 / 0.032
	2.5	6	1995-00	EEB	RC10WYPB4	9001	RC10PYPB4	7546	RC10PY-S	3346M	RC10YC4	346	-	-	1.1 / 0.044
	2.7	6	2001-09	-	-	-	RE10PMPB5	7032	RE10PM-S	3032M	-	-	-	-	1.3 / 0.052
	3.0	6	2001-05	-	RC10WYPB4	9001	RC10PYPB4	7546	RC10PY-S	3346M	RC10YC4	346	-	-	1.0 / 0.040
	3.5	6	2007-08	-	RC12WEPB5	9034	RC12PEPB5	7034	RC12PEC-S	3034M	-	-	-	-	1.3 / 0.052
Shadow	2.2	4	1989-90	-	-	-	-	-	-	-	RN12YC	404	-	-	0.9 / 0.036
	2.5	4	1990-94	-	-	-	-	-	-	-	RN12YC	404	-	-	0.9 / 0.036
Spirit	2.5	4	1990-95	-	-	-	-	-	-	-	RN12YC	404	-	-	0.9 / 0.036
Stratus	2.0	4	1995-97	ECB	RC10WYPB4	9001	RC10PYP4	7346	RC9PY-S	3344M	RC9YC	344	-	-	0.9 / 0.036
	2.4	4	1995-97	EDZ	RC12WYPB4	9201	RC12PYP	7071	RC12PY-S	3071M	RC12YC5	89	-	-	1.3 / 0.052
Town & Country	3.3	6	1993-00	EGA	-	-	RN14PMP5	7031	RN14PM5-S	3031M	RN14MC5	31	-	-	1.3 / 0.052
	3.3	6	2001-10	EGA, EGV	RE14WLPB5	9440	RE14PLP5	7440	-	-	-	-	-	-	1.3 / 0.052
	3.8	6	1994-00	EGH	-	-	RN14PMP5	7031	RN14PM5-S	3031M	RN14MC5	31	-	-	1.3 / 0.052
	3.8	6	2001-10	EGH	RE14WLPB5	9440	RE14PLP5	7440	-	-	-	-	-	-	1.3 / 0.052
	3.6	6	2011-16	ERB	RER8ZWYCB4	9407	-	-	-	-	-	-	-	-	1.1 / 0.044
	4.0	6	2008-10	EGQ	RC12WEPB5	9034	RC12PEPB5	7034	RC12PEC-S	3034M	-	-	-	-	1.3 / 0.052
Valiant	3.7	6	1975-82	-	-	-	RV17PMP4	7018	RV15PM-S	3018M	RV15YC	-	BL15Y	-	0.9 / 0.036
Voyager	2.4	4	2000-03	EDZ	RC12WYPB4	9201	RC12PYP	7071	RC12PY-S	3071M	RC12YC5	89	-	-	1.3 / 0.052
	3.0	6	2000-00	EFA	RN10WYPB5	9007	RN9PYP	7415	RN9PY-S	3415M	RN11YC4	322	-	-	1.1 / 0.044
	3.3	6	1994-08	EGA, EGM	-	-	RN14PMP5	7031	RN14PM5-S	3031M	RN14MC5	31	-	-	1.3 / 0.052
DODGE															
Atos	1.0	4	2001-04	G4HC	RC10WYPB4	9001	RC10PYPB4	7546	RC10PY-S	3346M	RC10YC4	346	-	-	1.1 / 0.044
	1.1	4	2005-12	G4HD	RC10WYPB4	9001	RC10PYPB4	7546	RC10PY-S	3346M	RC10YC4	346	-	-	1.1 / 0.044
Attitude	1.2	3	2015-20	3A92	REC10WYPB4	9006	REC10PYPB4	7975	REC10PY-S	3500	REC10YC4	975	-	-	1.1 / 0.044
	1.4	4	2006-11	G4EE	RC10WYPB4	9001	RC10PYPB4	7546	RC10PY-S	3346M	RC10YC4	346	-	-	1.1 / 0.044
	1.4	4	2012-14	G4FA	RER8WMPB	9409	-	-	-	-	RER8MC	445	-	-	1.0 / 0.040
	1.6	4	2006-11	G4ED	RC10WYPB4	9001	RC10PYPB4	7546	RC10PY-S	3346M	RC10YC4	346	-	-	1.1 / 0.044
	1.6	4	2012-14	G4FC	RER8WMPB	9409	-	-	-	-	RER8MC	445	-	-	1.0 / 0.040
	2.0	4	2012-14	G4FC	RER8WMPB	9409	-	-	-	-	RER8MC	445	-	-	1.0 / 0.040
Avenger	2.0	4	1995-99	ECF	RC10WYPB4	9001	-	-	RC9PY-S	3344M	-	-	-	-	1.3 / 0.052
	2.0	4	2008-10	ECN	RC12WMPB4	9202	RC12PMPB4	7318	RC12PM-S	3318M	RC12MC4	318	-	-	1.1 / 0.044
	2.4	4	2008-14	ED3, EDG	RC12WMPB4	9202	RC12PMPB4	7318	RC12PM-S	3318M	RC12MCC4	439	-	-	1.1 / 0.044
	2.5	6	1995-00	EEB	RC10WYPB4	9001	RC10PYPB4	7546	RC10PY-S	3346M	RC10YC4	346	-	-	1.1 / 0.044
	2.7	6	2008-09	EER	-	-	RE10PMPB5	7032	RE10PM-S	3032M	-	-	-	-	1.3 / 0.052
	3.5	6	2008-09	EGF	RC12WEPB5	9034	RC12PEPB5	7034	RC12PEC-S	3034M	-	-	-	-	1.3 / 0.052



MODELO Y AÑOS				BUJIAS CHAMPION											
MARCA / MODELO	LTS.	CIL.	AÑO	DESC. MOTOR	CHAMPION	STK	DOUBLE	STK	PLATINUM	STK	COPPER	STK	NICKEL	STK	CALIBRACIÓN (mm/pulg)
					IRIDIUM		PLATINUM		PLUS						
DODGE (cont.)															
B150	3.9	6	1993-94	-	RC12WYPB4	9201	RC12PYP	7071	RC12PY-S	3071M	RC12YC	71	-	-	0.9 / 0.036
	5.2	8	1993-94	-	RC12WYPB4	9201	RC12PYP	7071	RC12PY-S	3071M	RC12YC	71	-	-	0.9 / 0.036
B1500	3.9	6	1995-96	-	RC12WYPB4	9201	RC12PYP	7071	RC12PY-S	3071M	RC12YC	71	-	-	0.9 / 0.036
	3.9	6	1997-98	-	RC12WLPB4	9203	RC10PLPB4	7436	RC12PL-S	3436M	RC12LC4	436	-	-	1.0 / 0.040
	5.2	8	1995-96	-	RC12WYPB4	9201	RC12PYP	7071	RC12PY-S	3071M	RC12YC	71	-	-	0.9 / 0.036
	5.2	8	1997-98	-	RC12WLPB4	9203	RC10PLPB4	7436	RC12PL-S	3436M	RC12LC4	436	-	-	1.0 / 0.040
	5.9	8	1998-98	-	RC12WLPB4	9203	RC10PLPB4	7436	RC12PL-S	3436M	RC12LC4	436	-	-	1.0 / 0.040
B250	3.9	6	1993-94	-	RC12WYPB4	9201	RC12PYP	7071	RC12PY-S	3071M	RC12YC	71	-	-	0.9 / 0.036
	5.2	8	1993-94	-	RC12WYPB4	9201	RC12PYP	7071	RC12PY-S	3071M	RC12YC	71	-	-	0.9 / 0.036
	5.9	8	1993-94	-	RC12WYPB4	9201	RC12PYP	7071	RC12PY-S	3071M	RC12YC	71	-	-	0.9 / 0.036
B2500	3.9	6	1995-96	-	RC12WYPB4	9201	RC12PYP	7071	RC12PY-S	3071M	RC12YC	71	-	-	0.9 / 0.036
	3.9	6	1997-97	-	RC12WLPB4	9203	RC10PLPB4	7436	RC12PL-S	3436M	RC12LC4	436	-	-	1.0 / 0.040
	5.2	8	1995-96	-	RC12WYPB4	9201	RC12PYP	7071	RC12PY-S	3071M	RC12YC	71	-	-	0.9 / 0.036
	5.2	8	1997-98	-	RC12WLPB4	9203	RC10PLPB4	7436	RC12PL-S	3436M	RC12LC4	436	-	-	1.0 / 0.040
	5.9	8	1995-96	-	RC12WYPB4	9201	RC12PYP	7071	RC12PY-S	3071M	RC12YC	71	-	-	0.9 / 0.036
	5.9	8	1997-98	-	RC12WLPB4	9203	RC10PLPB4	7436	RC12PL-S	3436M	RC12LC4	436	-	-	1.0 / 0.040
B350	5.2	8	1993-94	-	RC12WYPB4	9201	RC12PYP	7071	RC12PY-S	3071M	RC12YC	71	-	-	0.9 / 0.036
	5.9	8	1993-94	-	RC12WYPB4	9201	RC12PYP	7071	RC12PY-S	3071M	RC12YC	71	-	-	0.9 / 0.036
B3500	5.2	8	1995-96	-	RC12WYPB4	9201	RC12PYP	7071	RC12PY-S	3071M	RC12YC	71	-	-	0.9 / 0.036
	5.2	8	1997-98	-	RC12WLPB4	9203	RC10PLPB4	7436	RC12PL-S	3436M	RC12LC4	436	-	-	1.0 / 0.040
	5.9	8	1995-96	-	RC12WYPB4	9201	RC12PYP	7071	RC12PY-S	3071M	RC12YC	71	-	-	0.9 / 0.036
	5.9	8	1997-98	-	RC12WLPB4	9203	RC10PLPB4	7436	RC12PL-S	3436M	RC12LC4	436	-	-	1.0 / 0.040
Caliber	1.8	4	2007-09	EBA	RC12WMPB4	9202	RC12PMPB4	7318	RC12PM-S	3318M	RC12MC4	318	-	-	1.1 / 0.044
	2.0	4	2007-09	ECN	RC12WMPB4	9202	RC12PMPB4	7318	RC12PM-S	3318M	RC12MC4	318	-	-	1.1 / 0.044
	2.4	4	2007-12	ED3	RC12WMPB4	9202	RC12PMPB4	7318	RC12PM-S	3318M	RC12MC4	318	-	-	1.1 / 0.044
Caravan	2.4	4	1996-00	EDZ	RC12WYPB4	9201	RC12PYP	7071	RC12PY-S	3071M	RC12YC5	89	-	-	1.3 / 0.052
	2.4	4	2001-07	EDZ	RE14WMPB4	9403	RE14PMPB	7570	RE14PM-S	3570M	RE16MC	443	-	-	1.1 / 0.044
	2.5	4	1993-95	-	-	-	-	-	RN14PM-S	3405M	RN12YC	404	-	-	0.9 / 0.036
	3.0	6	1993-00	-	RN10WYPB5	9007	RN9PYP	7415	RN9PY-S	3415M	RN11YC4	322	-	-	1.1 / 0.044
	3.3	6	1993-00	EGM	-	-	RN14PMP5	7031	RN14PM5-S	3031M	RN14MC5	31	-	-	1.3 / 0.052
	3.3	6	2001-07	EGA	RE14WLPB5	9440	RE14PLP5	7440	-	-	-	-	-	-	1.3 / 0.052
	3.8	6	1996-98	EGH	-	-	RN14PMP5	7031	RN14PM5-S	3031M	RN14MC5	31	-	-	1.3 / 0.052
Challenger	3.5	6	2009-09	EGG	RC12WEPB5	9034	RC12PEPB5	7034	RC12PEC-S	3034M	-	-	-	-	1.3 / 0.052
	3.6	6	2013-19	ERB	RER8ZWYCB4	9407	-	-	-	-	-	-	-	-	1.1 / 0.044
	6.1	8	2008-09	ESF (2 bujías por cil.)	RES14WMPB4	9777	RE10PMPB5	7032	RE10PM-S	3032M	-	-	-	-	1.3 / 0.052
	6.2	8	2015-19	ESD (2 bujías por cil.)	REC8WMPB4	9044	REC7PMPB4	7418	-	-	-	-	-	-	0.8 / 0.032
	5.7	8	2009-14	EZH (2 bujías por cil.)	REC12WMPB5	9055	-	-	-	-	REC-12MCC4	446	-	-	1.1 / 0.044
	6.4	8	2011-19	ESG, ESH (2 bujías por cil.)	-	-	RE10PMPB5	7032	RE10PM-S	3032M	-	-	-	-	1.1 / 0.044
Charger	2.7	6	2006-07	EER	-	-	RE10PMPB5	7032	RE10PM-S	3032M	-	-	-	-	1.3 / 0.052
	2.7	6	2008-09	EER	RE14WMPB4	9403	RE14PMPB	7570	RE14PM-S	3570M	RE14MCC5	470	-	-	1.3 / 0.052
	3.5	6	2006-10	EGG	RC12WEPB5	9034	RC12PEPB5	7034	RC12PEC-S	3034M	-	-	-	-	1.3 / 0.052

MODELO Y AÑOS				BUJIAS CHAMPION											
MARCA / MODELO	LTS.	CIL.	AÑO	DESC. MOTOR	CHAMPION IRIIDIUM	STK	DOUBLE PLATINUM	STK	PLATINUM POWER	STK	COPPER PLUS	STK	NICKEL	STK	CALIBRACIÓN (mm/pulg)
DODGE (cont.)															
Charger	3.6	6	2011-20	ERB	RER8ZWYCB4	9407	-	-	-	-	-	-	-	-	1.1 / 0.044
	5.7	8	2006-08	EZA (2 bujías por cil.)	RE14WMPB4	9403	RE14PMPB	7570	RE14PM-S	3570M	RE14MCC4	570	-	-	1.1 / 0.044
	5.7	8	2009-19	EZH (2 bujías por cil.)	REC12WMPB5	9055	-	-	-	-	REC-12MCC4	446	-	-	1.1 / 0.044
	6.1	8	2006-10	EZF (2 bujías por cil.)	RES14WMPB4	9777	RE10PMPB5	7032	RE10PM-S	3032M	-	-	-	-	1.3 / 0.052
	6.2	8	2015-19	ESD (2 bujías por cil.)	REC8WMPB4	9044	REC7PMPB4	7418	-	-	-	-	-	-	0.8 / 0.032
	6.4	8	2012-14	ESG (2 bujías por cil.)	-	-	RE10PMPB5	7032	RE10PM-S	3032M	-	-	-	-	1.1 / 0.044
D100	3.7	6	1975-80	-	-	-	RV17PMP4	7018	RV15PM-S	3018M	RV17YC	25	BL16Y	-	0.9 / 0.036
	5.9	8	1977-80	-	-	-	-	-	RN14PM-S	3405	RN12YC	404	-	-	0.9 / 0.036
D100 Panel	3.7	6	1976-76	-	-	-	RV17PMP4	7018	RV15PM-S	3018M	RV17YC	25	BL16Y	-	0.9 / 0.036
	5.9	8	1976-80	-	-	-	-	-	RN14PM-S	3405	RN12YC	404	-	-	0.9 / 0.036
D150	3.7	6	1981-90	-	-	-	RV17PMP4	7018	RV15PM-S	3018M	RV17YC	25	BL16Y	-	0.9 / 0.036
	3.9	6	1991-93	-	-	-	-	-	RN14PM-S	3405M	RN12YC	404	-	-	0.9 / 0.036
	5.2	8	1993-93	-	RC12WYPB4	9201	RC12PYP	7071	RC12PY-S	3071M	RC12YC	71	-	-	0.9 / 0.036
	5.9	8	1982-93	-	-	-	-	-	RN14PM-S	3405	RN12YC	404	-	-	0.9 / 0.036
D250	3.9	6	1993-93	-	-	-	-	-	RN14PM-S	3405M	RN12YC	404	-	-	0.9 / 0.036
	5.2	8	1993-93	-	RC12WYPB4	9201	RC12PYP	7071	RC12PY-S	3071M	RC12YC	71	-	-	0.9 / 0.036
	5.9	8	1986-93	-	-	-	-	-	RN14PM-S	3405	RN12YC	404	-	-	0.9 / 0.036
D300	3.7	6	1975-80	-	-	-	RV17PMP4	7018	RV15PM-S	3018M	RV17YC	25	BL16Y	-	0.9 / 0.036
	5.9	8	1975-80	-	-	-	-	-	RN14PM-S	3405	RN12YC	404	-	-	0.9 / 0.036
D350	3.7	6	1981-87	-	-	-	RV17PMP4	7018	RV15PM-S	3018M	RV17YC	25	BL16Y	-	0.9 / 0.036
	5.9	8	1981-93	-	-	-	-	-	RN14PM-S	3405	RN12YC	404	-	-	0.9 / 0.036
Dakota	2.5	4	1993-95	EDM	-	-	-	-	RN14PM-S	3405M	RN12YC	404	-	-	0.9 / 0.036
	2.5	4	1996-02	EDM	RC12WEPB5	9034	RC12PEPB5	7034	RC10PEC	3412	RC12ECC	438	-	-	0.9 / 0.036
	3.7	6	2004-12	EKG	RC10WMPB4	9002	RC10PLPB4	7436	RC12PM-S	3318M	RC10MCC	347	-	-	1.1 / 0.044
	3.9	6	1993-96	-	RC12WYPB4	9201	RC12PYP	7071	RC12PY-S	3071	RC12YC	71	-	-	0.9 / 0.036
	3.9	6	1997-03	EHC	RC12WLPB4	9203	RC10PLPB4	7436	RC12PL-S	3436M	RC12LC4	436	-	-	1.0 / 0.040
	4.7	8	2000-07	EVA	RC12WMPB4	9202	RC12PMPB4	7318	RC12PM-S	3318M	RC12MCC4	439	-	-	1.0 / 0.040
	5.2	8	1997-99	-	RC12WLPB4	9203	RC10PLPB4	7436	RC12PL-S	3436M	RC12LC4	436	-	-	1.0 / 0.040
	5.2	8	1993-96	-	RC12WYPB4	9201	RC12PYP	7071	RC12PY-S	3071M	RC12YC	71	-	-	0.9 / 0.036
	5.9	8	1998-03	EML	RC12WLPB4	9203	RC10PLPB4	7436	RC12PL-S	3436M	RC12LC4	436	-	-	1.0 / 0.040
Dart	2.0	4	2013-13	ECK	REC10WMPB	9010	-	-	-	-	-	-	-	-	1.0 / 0.040
	2.2	4	1983-88	-	-	-	-	-	-	-	N12YC	38	N12Y	-	0.9 / 0.036
	2.4	4	2014-16	ED6	REC10WMPB4	9775	-	-	-	-	REC-12MCC4	446	-	-	1.1 / 0.044
	3.7	6	1976-80	-	-	-	RV17PMP4	7018	RV15PM-S	3018M	RV15YC	-	BL15Y	-	0.9 / 0.036
	5.9	8	1976-82	-	-	-	-	-	-	-	N12YC	38	N12Y	-	0.9 / 0.036
Daytona	2.2	4	1993-93	EDR	-	-	-	-	RN14PM-S	3405M	RN12YC	404	-	-	0.9 / 0.036
	2.5	4	1993-93	-	-	-	-	-	RN14PM-S	3405M	RN12YC	404	-	-	0.9 / 0.036
	3.0	6	1993-93	-	RN10WYPB5	9007	RN9PYP	7415	RN9PY-S	3415M	RN11YC4	322	-	-	1.1 / 0.044
Durango	3.6	6	2012-15	ERB	RER8ZWYCB4	9407	-	-	-	-	-	-	-	-	1.1 / 0.044
	3.7	6	2004-09	EKG	RC10WMPB4	9002	RC10PLPB4	7436	RC12PM-S	3318M	RC10MCC	347	-	-	1.1 / 0.044
	4.7	8	2000-07	EVA	RC12WMPB4	9202	RC12PMPB4	7318	RC12PM-S	3318M	RC12MCC4	439	-	-	1.0 / 0.040



MODELO Y AÑOS				BUJIAS CHAMPION											
MARCA / MODELO	LTS.	CIL.	AÑO	DESC. MOTOR	CHAMPION	STK	DOUBLE	STK	PLATINUM	STK	COPPER	STK	NICKEL	STK	CALIBRACIÓN
					IRIDIUM		PLATINUM		PLUS				(mm/pulg)		
DODGE (cont.)															
Durango	4.7	8	2009-09	EVA (2 bujías por cil.)	REC12WMPB5	9055	-	-	-	-	REC12MCC4	446	-	-	1.3 / 0.052
	5.2	8	1998-00	ELF	RC12WLPB4	9203	RC10PLPB4	7436	RC12PL-S	3436M	RC12LC4	436	-	-	1.0 / 0.040
	5.7	8	2004-09	EZA, EZB, EZD (2 bujías por cil.)	RE14WMPB4	9403	RE14PMPB	7570	RE14PM-S	3570	RE14MCC4	570	-	-	1.1 / 0.044
	5.7	8	2012-19	EZH (2 bujías por cil.)	REC12WMPB5	9055	-	-	-	-	REC12MCC4	446	-	-	1.1 / 0.044
	5.9	8	1998-03	EML	RC12WLPB4	9203	RC10PLPB4	7436	RC12PL-S	3436M	RC12LC4	436	-	-	1.0 / 0.040
Dynasty	2.5	4	1993-93	-	-	-	-	RN14PM-S	3405M	RN12YC	404	-	-	0.9 / 0.036	
	3.0	6	1993-93	-	RN10WYPB5	9007	RN9PYP	7415	RN9PY-S	3415M	RN11YC4	322	-	-	1.1 / 0.044
	3.3	6	1993-93	EGA	-	-	RN14PMP5	7031	RN14PM5-S	3031M	RN14MC5	31	-	-	1.3 / 0.052
Grand Caravan	2.4	4	1996-97	EDZ	RC12WYPB4	9201	RC12PYP	7071	RC12PY-S	3071M	RC12YC5	89	-	-	1.3 / 0.052
	3.0	6	1993-00	-	RN10WYPB5	9007	RN9PYP	7415	RN9PY-S	3415M	RN11YC4	322	-	-	1.1 / 0.044
	3.3	6	1993-00	EGM	-	-	RN14PMP5	7031	RN14PM5-S	3031M	RN14MC5	31	-	-	1.3 / 0.052
	3.3	6	2001-09	EGM	RE14WLPB5	9440	RE14PLP5	7440	-	-	-	-	-	-	1.3 / 0.052
	3.6	6	2017-19	ERB	RER8ZWYCB4	9407	-	-	-	-	-	-	-	-	1.1 / 0.044
	3.8	6	1994-00	EGH	-	-	RN14PMP5	7031	RN14PM5-S	3031M	RN14MC5	31	-	-	1.3 / 0.052
	3.8	6	2001-09	EGH	RE14WLPB5	9440	RE14PLP5	7440	-	-	-	-	-	-	1.3 / 0.052
	4.0	6	2008-09	EGQ	RC12WEPB5	9034	RC12PEPB5	7034	RC12PEC-S	3034M	-	-	-	-	1.3 / 0.052
H100	2.4	4	2004-13	G4CS	RN8WYPB3	9804	RN9PYP	7415	RN9PY-S	3415M	RN9YC4	301	-	-	1.1 / 0.044
i10	1.1	4	2012-14	G4HG	RC12WYPB4	9201	RC12PYP	7071	RC12PY-S	3071M	RC12YC5	89	-	-	1.1 / 0.044
Intrepid	2.7	6	1998-04	EER	-	-	RE10PMPB5	7032	RE10PM-S	3032M	-	-	-	-	1.3 / 0.052
	3.2	6	1998-00	EGW, EKK	RC12WEPB5	9034	RC12PEPB5	7034	RC12PEC-S	3034M	-	-	-	-	1.3 / 0.052
	3.3	6	1993-97	EGD	-	-	RN14PMP5	7031	RN14PM5-S	3031M	RN14MC5	31	-	-	1.3 / 0.052
	3.5	6	1993-97	EGE	RC12WEPB5	9034	RC12PEPB5	7034	RC10PEC	3412	RC12LYC	412	-	-	0.9 / 0.036
	3.5	6	2000-04	EGG	RC12WEPB5	9034	RC12PEPB5	7034	RC12PEC-S	3034M	-	-	-	-	1.3 / 0.052
Journey	2.4	4	2009-19	ED3, EDG	RC12WMPB4	9202	RC12PMPB4	7318	RC12PM-CB3	3720	RC-12MCC4	439	-	-	1.1 / 0.044
	3.5	6	2009-10	EGF	RC12WEPB5	9034	RC12PEPB5	7034	RC12PEC-S	3034M	-	-	-	-	1.3 / 0.052
	3.6	6	2011-19	ERB	RER8ZWYCB4	9407	-	-	-	-	-	-	-	-	1.1 / 0.044
Magnum	2.7	6	2005-07	EER	-	-	RE10PMPB5	7032	RE10PM-S	3032M	-	-	-	-	1.3 / 0.052
	3.5	6	2005-07	EGG	RC12WEPB5	9034	RC12PEPB5	7034	RC12PEC-S	3034M	-	-	-	-	1.3 / 0.052
	5.7	8	2005-07	EZB (2 bujías por cil.)	RE14WMPB4	9403	RE14PMPB	7570	RE14PM-S	3570M	RE14MCC4	570	-	-	1.1 / 0.044
	5.9	8	1981-82	-	-	-	-	-	-	-	N12YC	38	N12Y	-	0.9 / 0.036
	6.1	8	2006-07	ESF (2 bujías por cil.)	RES14WMPB4	9777	RE10PMPB5	7032	RE10PM-S	3032M	-	-	-	-	1.3 / 0.052
Neon	1.4	4	2018-20	EAV	RA8WHP	9701	-	-	-	-	RA8MCX4	OE196	-	-	1.0 / 0.040
	1.6	4	2017-20	EJM	RA8WHP	9701	-	-	-	-	RA8MCX4	OE196	-	-	1.0 / 0.040
	2.0	4	1995-05	ECB, ECC	RC10WYPB4	9001	RC10PYP4	7346	RC9PY-S	3344M	RC9YC	344	-	-	0.9 / 0.036
	2.4	4	2003-05	EDV	RE14WMPB4	9403	RE14PMPB	7570	RE14PM-S	3570M	RE14MCC5	470	-	-	1.3 / 0.052
Nitro	3.7	6	2007-12	EKG	RC10WMPB4	9002	RC10PLPB4	7436	RC12PM-S	3318M	RC10MCC	347	-	-	1.1 / 0.044
	4.0	6	2007-10	EGS	RC12WEPB5	9034	RC12PEPB5	7034	RC12PEC-S	3034M	-	-	-	-	1.3 / 0.052
Ram 1500	3.9	6	1994-96	-	RC12WYPB4	9201	RC12PYP	7071	RC12PY-S	3071M	RC12YC	71	-	-	0.9 / 0.036
	3.9	6	1997-02	-	RC12WLPB4	9203	RC10PLPB4	7436	RC12PL-S	3436M	RC12LC4	436	-	-	1.0 / 0.040
	3.7	6	2002-10	EKG	RC10WMPB4	9002	RC10PLPB4	7436	RC12PM-S	3318M	RC10MCC	347	-	-	1.1 / 0.044
	4.7	8	2002-07	EVA (2 bujías por cil.)	RC12WMPB4	9202	RC12PMPB4	7318	RC12PM-S	3318M	RC-12MCC4	439	-	-	1.0 / 0.040

MODELO Y AÑOS				BUJIAS CHAMPION											
MARCA / MODELO	LTS.	CIL.	AÑO	DESC. MOTOR	CHAMPION IRIIDIUM	STK	DOUBLE PLATINUM	STK	PLATINUM POWER	STK	COPPER PLUS	STK	NICKEL	STK	CALIBRACIÓN (mm/pulg)
DODGE (cont.)															
Ram 1500	4.7	8	2008-09	EVC	REC12WMPB5	9055	-	-	-	-	REC-12MCC4	446	-	-	1.0 / 0.040
	5.2	8	1994-96	ELF	RC12WYPB4	9201	RC12PYP	7071	RC12PY-S	3071M	RC12YC	71	-	-	0.9 / 0.036
	5.2	8	1997-01	ELF	RC12WLPB4	9203	RC10PLPB4	7436	RC12PL-S	3436M	RC12LC4	436	-	-	1.0 / 0.040
	5.7	8	2003-08	EZB (2 bujías por cil.)	RE14WMPB4	9403	RE14PMPB	7570	RE14PM-S	3570M	RE14MCC4	570	-	-	1.1 / 0.044
	5.7	8	2009-09	EZH (2 bujías por cil.)	REC12WMPB5	9055	-	-	-	-	REC-12MCC4	446	-	-	1.1 / 0.044
	5.9	8	1994-97	-	RC12WYPB4	9201	RC12PYP	7071	RC12PY-S	3071M	RC12YC	71	-	-	0.9 / 0.036
	5.9	8	1998-03	-	RC12WLPB4	9203	RC10PLPB4	7436	RC12PL-S	3436M	RC12LC4	436	-	-	1.0 / 0.040
	8.3	10	2004-06	EWC	RC12WEPB5	9034	RC12PEPB5	7034	RC12PEC-S	3034M	RC12ECC	438	-	-	0.9 / 0.036
Ram 1500 Van	3.9	6	1997-03	-	RC12WLPB4	9203	RC10PLPB4	7436	RC12PL-S	3436M	RC12LC4	436	-	-	1.0 / 0.040
	5.2	8	1995-96	ELF	RC12WYPB4	9201	RC12PYP	7071	RC12PY-S	3071M	RC12YC	71	-	-	0.9 / 0.036
	5.2	8	1997-03	ELF	RC12WLPB4	9203	RC10PLPB4	7436	RC12PL-S	3436M	RC12LC4	436	-	-	1.0 / 0.040
	5.9	8	1999-03	-	RC12WLPB4	9203	RC10PLPB4	7436	RC12PL-S	3436M	RC12LC4	436	-	-	1.0 / 0.040
Ram 2500	4.7	8	2006-07	EVA (2 bujías por cil.)	RC12WMPB4	9202	RC12PMPB4	7318	RC12PM-S	3318M	RC12MCC4	439	-	-	1.0 / 0.040
	4.7	8	2008-09	EVC	REC12WMPB5	9055	-	-	-	-	REC12MCC4	446	-	-	1.0 / 0.040
	5.2	8	1994-96	ELF	RC12WYPB4	9201	RC12PYP	7071	RC12PY-S	3071M	RC12YC	71	-	-	0.9 / 0.036
	5.7	8	2003-08	EZB (2 bujías por cil.)	RE14WMPB4	9403	RE14PMPB	7570	RE14PM-S	3570M	RE14MCC4	570	-	-	1.1 / 0.044
	5.7	8	2009-09	EZH (2 bujías por cil.)	REC12WMPB5	9055	-	-	-	-	REC12MCC4	446	-	-	1.1 / 0.044
	5.9	8	1994-97	-	RC12WYPB4	9201	RC12PYP	7071	RC12PY-S	3071M	RC12YC	71	-	-	0.9 / 0.036
	5.9	8	1998-02	-	RC12WLPB4	9203	RC10PLPB4	7436	RC12PL-S	3436M	RC12LC4	436	-	-	1.0 / 0.040
	8.0	10	1994-03	EWA	RC10WMPB4	9002	RC10PYP4	7346	RC9PY-S	3344M	QC9MC4	435	-	-	1.1 / 0.044
Ram 2500 Van	5.2	8	1996-96	ELF	RC12WYPB4	9201	RC12PYP	7071	RC12PY-S	3071M	RC12YC	71	-	-	0.9 / 0.036
	5.2	8	1999-03	ELF	RC12WLPB4	9203	RC10PLPB4	7436	RC12PL-S	3436M	RC12LC4	436	-	-	1.0 / 0.040
	5.9	8	1999-03	-	RC12WLPB4	9203	RC10PLPB4	7436	RC12PL-S	3436M	RC12LC4	436	-	-	1.0 / 0.040
Ram 3500	5.7	8	2003-06	EZB (2 bujías por cil.)	RE14WMPB4	9403	RE14PMPB	7570	RE14PM-S	3570M	RE14MCC4	570	-	-	1.1 / 0.044
	5.7	8	2009-09	EZH (2 bujías por cil.)	REC12WMPB5	9055	-	-	-	-	REC12MCC4	446	-	-	1.1 / 0.044
	5.9	8	1994-97	-	RC12WYPB4	9201	RC12PYP	7071	RC12PY-S	3071M	RC12YC	71	-	-	0.9 / 0.036
	5.9	8	1998-02	-	RC12WLPB4	9203	RC10PLPB4	7436	RC12PL-S	3436M	RC12LC4	436	-	-	1.0 / 0.040
	8.0	10	1994-03	EWA	RC10WMPB4	9002	RC10PYP4	7346	RC9PY-S	3344M	QC9MC4	435	-	-	1.1 / 0.044
Ram 3500 Van	5.2	8	1996-96	ELF	RC12WYPB4	9201	RC12PYP	7071	RC12PY-S	3071M	RC12YC	71	-	-	0.9 / 0.036
	5.2	8	1999-03	ELF	RC12WLPB4	9203	RC10PLPB4	7436	RC12PL-S	3436M	RC12LC4	436	-	-	1.0 / 0.040
	5.9	8	1999-03	-	RC12WLPB4	9203	RC10PLPB4	7436	RC12PL-S	3436M	RC12LC4	436	-	-	1.0 / 0.040
Ram Charger	5.2	8	1993-93	ELF	RC12WYPB4	9201	RC12PYP	7071	RC12PY-S	3071M	RC12YC	71	-	-	0.9 / 0.036
	5.2	8	1999-01	ELF	RC12WLPB4	9203	RC10PLPB4	7436	RC12PL-S	3436M	RC12LC4	436	-	-	1.0 / 0.040
	5.9	8	1986-92	-	-	-	-	-	RN14PM-S	3405M	RN12YC	404	-	-	0.9 / 0.036
	5.9	8	1993-96	-	RC12WYPB4	9201	RC12PYP	7071	RC12PY-S	3071M	RC12YC	71	-	-	0.9 / 0.036
	5.9	8	1999-01	-	RC12WLPB4	9203	RC10PLPB4	7436	RC12PL-S	3436M	RC12LC4	436	-	-	1.0 / 0.040
Shadow	2.2	4	1993-94	EDF	-	-	-	-	RN14PM-S	3405M	RN12YC	404	-	-	0.9 / 0.036
	2.5	4	1993-94	EDM	-	-	-	-	-	-	RN12YC	404	-	-	0.9 / 0.036
	3.0	6	1993-94	-	RN10WYPB5	9007	RN9PYP	7415	RN9PY-S	3415M	RN11YC4	322	-	-	1.1 / 0.044



MODELO Y AÑOS				BUJIAS CHAMPION											
MARCA / MODELO	LTS.	CIL.	AÑO	DESC. MOTOR	CHAMPION	STK	DOUBLE	STK	PLATINUM	STK	COPPER	STK	NICKEL	STK	CALIBRACIÓN (mm/pulg)
					IRIDIUM		PLATINUM		POWER		PLUS				
DODGE (cont.)															
Spirit	2.5	4	1993-95	-	-	-	-	-	-	-	RN12YC	404	-	-	0.9 / 0.036
	3.0	6	1993-95	-	RN10WYPB5	9007	RN9PYP	7415	RN9PY-S	3415M	RN11YC4	322	-	-	1.1 / 0.044
Stratus	2.0	4	1995-00	ECB	RC10WYPB4	9001	RC10PYP4	7346	RC9PY-S	3344M	RC9YC	344	-	-	0.9 / 0.036
	2.0	4	2001-06	-	RE14WMPB4	9403	RE14PMPB	7570	RE14PM-S	3570M	RE14MCC5	470	-	-	0.9 / 0.036
	2.4	4	1995-00	EDZ	RC12WYPB4	9201	RC12PYP	7071	RC12PY-S	3071M	RC12YC5	89	-	-	1.1 / 0.044
	2.4	4	2001-06	EDV	RE14WMPB4	9403	RE14PMPB	7570	RE14PM-S	3570M	RE14MCC5	470	-	-	1.3 / 0.052
	2.4	4	2001-06	EDZ	RE14WMPB4	9403	RE14PMPB	7570	RE14PM-S	3570M	RE16MC	443	-	-	1.0 / 0.040
	2.5	6	1995-00	EEB	RC12WYPB4	9201	RC12PYP	7071	RC12PY-S	3071M	RC12YC5	89	-	-	1.1 / 0.044
	2.7	6	2001-06	EER	-	-	RE10PMPB5	7032	RE10PM-S	3032M	-	-	-	-	1.3 / 0.052
	3.0	6	2001-05	-	RC10WYPB4	9001	RC10PYPB4	7546	RC10PY-S	3346M	RC10YC4	346	-	-	1.0 / 0.040
Van 1000	2.4	4	2008-09	-	RC10WYPB4	9001	RC10PYPB4	7546	RC10PY-S	3346M	RC10YC4	346	-	-	1.1 / 0.044
Verna	1.5	4	2004-06	G4EK	RC10WYPB4	9001	RC10PYP4	7346	RC9PY-S	3344M	RC9YC4	430	-	-	1.1 / 0.044
	1.6	4	2004-06	G4ED-G	RC10WYPB4	9001	RC10PYPB4	7546	RC10PY-S	3346M	RC10YC4	346	-	-	1.1 / 0.044
Viper	8.0	10	1992-02	EPA, EWB	RC12WEPB5	9034	RC12PEPB5	7034	RC10PEC	3412	RC12LYC	412	-	-	0.9 / 0.036
	8.3	10	2003-06	EWC	RC12WEPB5	9034	RC12PEPB5	7034	RC12PEC-S	3034M	RC12ECC	438	-	-	0.9 / 0.036
	8.4	10	2008-15	EWE, EWG	-	-	RE10PMPB5	7032	RE10PM-S	3032M	-	-	-	-	1.3 / 0.052
Vision	1.6	4	2015-16	E-torQ	RC10WMPB4	9002	RC10PYPB4	7546	RC9PY-S	3344M	RC9MCC	97	-	-	0.8 / 0.032
	1.6	4	2017-18	E-torQ	RA8WHP	9701	-	-	-	-	RA8MCX4	OE196	-	-	1.0 / 0.040
W150	3.7	6	1985-86	-	-	-	RC17PMP4	7018	RC15PM-S	3018M	RV15YC	-	BL15Y	-	0.9 / 0.036
	3.9	6	1993-93	-	RC12WYPB4	9201	RC12PYP	7071	RC12PY-S	3071M	RC12YC	71	-	-	0.9 / 0.036
	5.2	8	1993-93	-	RC12WYPB4	9201	RC12PYP	7071	RC12PY-S	3071M	RC12YC	71	-	-	0.9 / 0.036
	5.9	8	1985-86	-	-	-	-	-	RN14PM-S	3405M	RN14YC	405	-	-	0.9 / 0.036
	5.9	8	1993-93	-	RC12WYPB4	9201	RC12PYP	7071	RC12PY-S	3071M	RC12YC	71	-	-	0.9 / 0.036
W250	5.2	8	1993-93	-	RC12WYPB4	9201	RC12PYP	7071	RC12PY-S	3071M	RC12YC	71	-	-	0.9 / 0.036
	5.9	8	1993-93	-	RC12WYPB4	9201	RC12PYP	7071	RC12PY-S	3071M	RC12YC	71	-	-	0.9 / 0.036
FAW															
F1	1.0	4	2008-09	-	RC10WYPB4	9001	RC10PYP4	7346	RN9PY-S	3344M	RC9YC4	430	-	-	1.1 / 0.044
F4	1.4	4	2008-08	-	RC10WYPB4	9001	RC10PYP4	7346	RC9PY-S	3344M	RC9YC4	430	-	-	1.1 / 0.044
F5	1.5	4	2008-09	-	RC10WYPB4	9001	RC10PYP4	7346	RN9PY-S	3344M	RC9YC4	430	-	-	1.1 / 0.044
FIAT															
500	1.4	4	2009-19	169 A3.000, EAB	RA8WHP	9701	-	-	-	-	RA8MCX4	OE196	-	-	1.0 / 0.040
500L	1.4	4	2015-19	EAM	-	-	RA2PYPB	OE208	-	-	-	-	-	-	0.7 / 0.028
500X	2.4	4	2016-17	ED6	REC12WMPB5	9055	-	-	-	-	REC-12MCC4	446	-	-	1.1 / 0.044
Albea	1.8	4	2009-11	93313090-7U	RN8WYPB3	9804	-	-	RN9PY-S	3415M	-	-	-	-	0.8 / 0.032
Bravo	1.4	4	2009-09	198 A1.000	-	-	RA2PYPB	OE208	-	-	-	-	-	-	1.0 / 0.040
Idea	1.8	4	2008-09	93313090-7U	RN8WYPB3	9804	-	-	RN9PY-S	3415M	-	-	-	-	0.8 / 0.032
Linea	1.4	4	2011-11	198 A4.000	-	-	RA2PYPB	OE208	-	-	-	-	-	-	0.8 / 0.032
Mobi	1.0	4	2017-20	310 A1.011	-	-	RA2PYPB	OE208	-	-	-	-	-	-	1.0 / 0.040
Palio	1.6	4	2004-05	182 B6.000	RC10WYPB4	9001	RC10PYP4	7346	RC10PY-S	3346M	RC10YCC	OE016	-	-	0.8 / 0.032
	1.6	4	2013-15	310 A5.011	RC10WMPB4	9002	RC10PYPB4	7546	RC9PY-S	3344M	RC9MCC	97	-	-	0.8 / 0.032
	1.6	4	2016-20	310 A5.011	RA8WHP	9701	-	-	-	-	RA8MCX4	OE196	-	-	1.0 / 0.040

MODELO Y AÑOS				BUJIAS CHAMPION											
MARCA / MODELO	LTS.	CIL.	AÑO	DESC. MOTOR	CHAMPION IRIIDIUM	STK	DOUBLE PLATINUM	STK	PLATINUM POWER	STK	COPPER PLUS	STK	NICKEL	STK	CALIBRACIÓN (mm/pulg)
FIAT (cont.)															
Palo	1.8	4	2005-11	93313090-7U	RN8WYPB3	9804	-	-	RN9PY-S	3415M	-	-	-	-	1.1 / 0.044
Panda	1.2	4	2007-12	188 A4.000	RA8WHP	9701	-	-	-	-	RA8MCX4	OE196	-	-	1.0 / 0.040
Punto	1.4	4	2007-09	199 A6.000	RA8WHP	9701	-	-	-	-	RA8MCX4	OE196	-	-	1.0 / 0.040
	1.4	4	2013-13	955 A2.000	-	-	RA2PYPB	OE208	-	-	-	-	-	-	0.8 / 0.032
Stilo	2.4	5	2007-07	192 A2.000	RC8WYPB4	9802	RC8PYCB	7345	-	-	-	-	-	-	0.9 / 0.036
Strada	1.6	4	2012-14	310 A5.011	-	-	RA2PYPB	OE208	-	-	-	-	-	-	0.9 / 0.036
	1.8	4	2007-11	93313090-7U	RN8WYPB3	9804	-	-	RN9PY-S	3415M	-	-	-	-	0.9 / 0.036
Uno	1.4	4	2013-20	327 A.011	-	-	RA2PYPB	OE208	-	-	-	-	-	-	1.0 / 0.040
FORD															
Aerostar	3.0	6	1991-97	-	RS12WYPB4	9204	RS12PYPB5	7963	RS10PY-S	3408M	RS12YC	401	-	-	1.1 / 0.044
	4.0	6	1993-97	99X	RS14WYPB5	9404	RS14PYPB5	7940	RS14PY-S	3013M	RS14YC6	13	-	-	1.3 / 0.052
B-100	5.0	8	1973-79	-	-	-	-	-	-	-	RF11YC	22	F14Y	-	0.9 / 0.036
B-150	5.0	8	1981-85	-	-	-	-	-	-	-	RF11YC	22	F14Y	-	0.9 / 0.036
B-200	5.0	8	1987-87	-	-	-	-	-	-	-	RF11YC	22	F14Y	-	0.9 / 0.036
B-200 Panel	5.0	8	1986-86	-	-	-	-	-	-	-	RF11YC	22	F14Y	-	0.9 / 0.036
Bronco	5.0	8	1993-96	-	-	-	RV17PMP4	7018	RV15PM-S	3018M	RV15YC4	18	BL15Y	-	1.1 / 0.044
	5.8	8	1993-96	-	-	-	-	-	-	-	RV12YC	406	-	-	1.1 / 0.044
Club Wagon	5.4	8	1997-98	-	RS12WYPB4	9204	RS12PYPB5	7963	RS12PY-S	3401M	RS12YC	401	-	-	1.3 / 0.052
	5.8	8	1995-96	-	-	-	RV17PMP4	7018	RV15PM-S	3018M	RV15YC4	18	BL15Y	-	1.1 / 0.044
Contour	2.0	4	1995-00	-	RE10WYPB5	9901	RES11PYP5	7437	RE10PM-S	3032M	-	-	-	-	1.3 / 0.052
	2.5	6	1995-00	-	RS14WYPB5	9404	RS12PYPB5	7963	RS14PY-S	3013M	RS14YC6	13	-	-	1.3 / 0.052
Cougar	3.8	6	1985-88	-	RS12WYPB4	9204	RS12PYPB5	7963	RS12PY-S	3401M	RS12YC	401	BNi2Y	-	1.1 / 0.044
	3.8	6	1990-94	-	RS14WLPB6	9402	RS14ZYPB	7407	RS14ZPY-S	3407M	RS14LC	407	-	-	1.3 / 0.052
	4.6	8	1994-95	-	RS14WYPB5	9404	RS12PYPB5	7963	RS12PY-S	3401M	RS12YC	401	-	-	1.3 / 0.052
	5.0	8	1990-93	-	-	-	RV17PMP4	7018	RV19PMC	3015	RV17YC	25	BL16Y	-	1.3 / 0.052
Courier	1.6	4	2001-12	ZM40	RE10WYPB5	9901	RES9PYP4	7004	RES8PYB5	3017	RES9YCC4	OE031	-	-	1.3 / 0.052
Crown Victoria	4.6	8	1993-11	99W	RS12WYPB4	9204	RS12PYPB5	7963	RS10PY-S	3408M	RS12YC	401	-	-	1.3 / 0.052
	4.6	8	2006-09	Flex	RS8WYPB5	9808	RS9PYP4	7304	RS10PY-S	3408M	RS9YC	304	-	-	1.1 / 0.044
E-150	4.2	6	2003-03	-	RS14WLPB6	9402	RS14PYPB5	7407	RS14ZPY-S	3407M	RS14LC	407	-	-	1.3 / 0.052
	4.6	8	2003-09	-	RS12WYPB4	9204	RS12PYPB5	7963	RS10PY-S	3408M	RS12YC	401	-	-	1.3 / 0.052
	5.4	8	2003-08	-	RS8WYPB5	9808	RS9PYP4	7304	RS10PY-S	3408M	RS9YC	304	-	-	1.3 / 0.052
E-150 Club Wagon	4.2	6	2003-03	-	RS14WLPB6	9402	RS14PYPB5	7407	RS14ZPY-S	3407M	RS14LC	407	-	-	1.3 / 0.052
	4.6	8	2003-05	-	RS12WYPB4	9204	RS12PYPB5	7963	RS10PY-S	3408M	RS12YC	401	-	-	1.3 / 0.052
	5.4	8	2003-05	-	RS8WYPB5	9808	RS9PYP4	7304	RS10PY-S	3408M	RS9YC	304	-	-	1.3 / 0.052
E-150 Econoline	4.2	6	1997-97	-	RS14WYPB5	9404	RS14PYPB5	7940	RS14PY-S	3013M	RS14YC6	13	-	-	1.3 / 0.052
	4.2	6	1998-02	-	RS14WLPB6	9402	RS14PYPB5	7407	RS14ZPY-S	3407M	RS14LC	407	-	-	1.3 / 0.052
	4.6	8	1997-02	-	RS12WYPB4	9204	RS12PYPB5	7963	RS10PY-S	3408M	RS12YC	401	-	-	1.3 / 0.052
	4.9	6	1993-96	-	-	-	-	-	-	-	RF14LC	130	-	-	1.1 / 0.044
	5.0	8	1993-96	-	-	-	RV17PMP4	7018	RV15PM-S	3018M	RV15YC4	18	-	-	1.1 / 0.044
	5.4	8	1997-02	-	RS12WYPB4	9204	RS12PYPB5	7963	RS10PY-S	3408M	RS12YC	401	-	-	1.3 / 0.052
	5.4	8	2007-08	-	RS8WYPB5	9808	RS9PYP4	7304	RS10PY-S	3408M	RS9YC	304	-	-	1.3 / 0.052
	5.8	8	1993-96	-	-	-	-	-	-	-	RV12YC	406	-	-	1.1 / 0.044



MODELO Y AÑOS				BUJIAS CHAMPION											
MARCA / MODELO	LTS.	CIL.	AÑO	DESC. MOTOR	CHAMPION	STK	DOUBLE	STK	PLATINUM	STK	COPPER	STK	NICKEL	STK	CALIBRACIÓN
					IRIDIUM		PLATINUM		PLUS				(mm/pulg)		
FORD (cont.)															
E-150 Econoline Club Wagon	4.2	6	1997-97	-	RS14WYPB5	9404	RS14PYPB5	7940	RS14PY-S	3013M	RS14YC6	13	-	-	1.3 / 0.052
	4.2	6	1998-02	-	RS14WLPB6	9402	RS14PYPB5	7407	RS14ZPY-S	3407M	RS14LC	407	-	-	1.3 / 0.052
	4.6	8	1997-02	-	RS12WYPB4	9204	RS12PYPB5	7963	RS10PY-S	3408M	RS12YC	401	-	-	1.3 / 0.052
	4.9	6	1993-96	-	-	-	-	-	-	-	RF14LC	130	-	-	1.1 / 0.044
	5.0	8	1993-96	-	-	-	RV17PMP4	7018	RV15PM-S	3018M	RV15YC4	18	-	-	1.1 / 0.044
	5.4	8	1997-02	-	RS12WYPB4	9204	RS12PYPB5	7963	RS10PY-S	3408M	RS12YC	401	-	-	1.3 / 0.052
	5.8	8	1993-96	-	-	-	-	-	-	-	RV12YC	406	-	-	1.1 / 0.044
E-250	4.2	6	2003-03	-	RS14WLPB6	9402	RS14PYPB5	7407	RS14ZPY-S	3407M	RS14LC	407	-	-	1.3 / 0.052
	4.6	8	2003-09	-	RS12WYPB4	9204	RS12PYPB5	7963	RS10PY-S	3408M	RS12YC	401	-	-	1.3 / 0.052
	5.4	8	2003-09	-	RS8WYPB5	9808	RS9PYP4	7304	RS10PY-S	3408M	RS9YC	304	-	-	1.3 / 0.052
E-250 Econoline	4.2	6	1997-97	-	RS14WYPB5	9404	RS14PYPB5	7940	RS14PY-S	3013M	RS14YC6	13	-	-	1.3 / 0.052
	4.2	6	1998-02	-	RS14WLPB6	9402	RS14PYPB5	7407	RS14ZPY-S	3407M	RS14LC	407	-	-	1.3 / 0.052
	4.9	6	1993-96	-	-	-	-	-	-	-	RF14LC	130	-	-	1.1 / 0.044
	5.4	8	1997-02	-	RS12WYPB4	9204	RS12PYPB5	7963	RS10PY-S	3408M	RS12YC	401	-	-	1.3 / 0.052
	5.8	8	1993-96	-	-	-	-	-	-	-	RV12YC	406	-	-	1.1 / 0.044
E-350 Econoline	4.9	6	1993-96	-	-	-	-	-	-	-	RF14LC	130	-	-	1.1 / 0.044
	5.4	8	1997-00	-	RS12WYPB4	9204	RS12PYPB5	7963	RS10PY-S	3408M	RS12YC	401	-	-	1.3 / 0.052
	5.4	8	2007-08	-	RS8WYPB5	9808	RS9PYP4	7304	RS10PY-S	3408M	RS9YC	304	-	-	1.3 / 0.052
	5.8	8	1993-96	-	-	-	-	-	-	-	RV12YC	406	-	-	1.1 / 0.044
	6.8	10	1997-98	-	RS8WYPB5	9808	RS9PYP4	7304	RS10PY-S	3408M	RS9YC	304	-	-	1.3 / 0.052
	7.5	8	1993-96	-	-	-	RV17PMP4	7018	RV15PM-S	3018M	RV15YC4	18	-	-	1.1 / 0.044
E-350 Econoline Club Wagon	4.9	6	1993-96	-	-	-	-	-	-	-	RF14LC	130	-	-	1.1 / 0.044
	5.4	8	1997-98	-	RS12WYPB4	9204	RS12PYPB5	7963	RS10PY-S	3408M	RS12YC	401	-	-	1.3 / 0.052
	5.8	8	1993-96	-	-	-	-	-	-	-	RV12YC	406	-	-	1.1 / 0.044
	6.8	10	1997-98	-	RS8WYPB5	9808	RS9PYP4	7304	RS10PY-S	3408M	RS9YC	304	-	-	1.3 / 0.052
	7.5	8	1993-96	-	-	-	RV17PMP4	7018	RV15PM-S	3018M	RV15YC4	18	-	-	1.1 / 0.044
E-350 Super Duty	5.4	8	1999-02	-	RS12WYPB4	9204	RS12PYPB5	7963	RS10PY-S	3408M	RS12YC	401	-	-	1.3 / 0.052
	5.4	8	2003-09	-	RS8WYPB5	9808	RS9PYP4	7304	RS10PY-S	3408M	RS9YC	304	-	-	1.3 / 0.052
	6.8	10	1999-09	-	RS8WYPB5	9808	RS9PYP4	7304	RS10PY-S	3408M	RS9YC	304	-	-	1.3 / 0.052
Econoline	4.2	6	2003-03	-	RS14WLPB6	9402	RS14PYPB5	7407	RS14ZPY-S	3407M	RS14LC	407	-	-	1.3 / 0.052
	4.6	8	2004-06	-	RS12WYPB4	9204	RS12PYPB5	7963	RS10PY-S	3408M	RS12YC	401	-	-	1.3 / 0.052
	5.4	8	1999-02	-	RS12WYPB4	9204	RS12PYPB5	7963	RS10PY-S	3408M	RS12YC	401	-	-	1.3 / 0.052
	5.4	8	2003-06	-	RS8WYPB5	9808	RS9PYP4	7304	RS10PY-S	3408M	RS9YC	304	-	-	1.3 / 0.052
Econoline Van	4.6	8	2010-13	-	RS12WYPB4	9204	RS12PYPB5	7963	RS10PY-S	3408M	RS12YC	401	-	-	1.3 / 0.052
	4.6	8	2014-14	-	RS8WYPB5	9808	RS9PYP4	7304	RS10PY-S	3408M	RS9YC	304	-	-	1.1 / 0.044
Econoline Wagon	4.6	8	2010-13	-	RS12WYPB4	9204	RS12PYPB5	7963	RS10PY-S	3408M	RS12YC	401	-	-	1.3 / 0.052
	4.6	8	2014-14	-	RS8WYPB5	9808	RS9PYP4	7304	RS10PY-S	3408M	RS9YC	304	-	-	1.1 / 0.044
	5.4	8	2010-14	-	RS8WYPB5	9808	RS9PYP4	7304	RS10PY-S	3408M	RS9YC	304	-	-	1.3 / 0.052
Ecosport	1.5	3	2018-20	XZJF	-	-	-	-	-	-	RES8YC5	-	-	-	1.0 / 0.040
	2.0	4	2004-17	-	RS8WYPB5	9808	RS9PYP4	7304	-	-	RS9YCC	OE020	-	-	1.3 / 0.052
	2.0	4	2018-20	-	RES8WYPB3	9016	-	-	-	-	RES9YCC4	OE031	-	-	0.9 / 0.036
Edge	2.0	4	2017-20	-	RES8WYPB3	9016	RES9PYP4	7004	-	-	RES9YCC4	OE031	-	-	0.9 / 0.036

MODELO Y AÑOS				BUJIAS CHAMPION											
MARCA / MODELO	LTS.	CIL.	AÑO	DESC. MOTOR	CHAMPION IRIIDIUM	STK	DOUBLE PLATINUM	STK	PLATINUM POWER	STK	COPPER PLUS	STK	NICKEL	STK	CALIBRACIÓN (mm/pulg)
FORD (cont.)															
Edge	2.7	6	2016-20	-	RES8WYPB3	9016	RES9PYP4	7004	-	-	RES9YCC4	OE031	-	-	0.8 / 0.032
	3.5	6	2007-15	-	RE10WYPB5	9901	RES9PYP4	7004	RES8PYB5	3017	-	-	-	-	1.3 / 0.052
Escape	2.0	4	2001-04	-	RES12WYPB4	9300	RES11PYP5	7437	RE10PM-S	3032M	-	-	-	-	1.3 / 0.052
	2.0	4	2014-20	-	RES8WYPB3	9016	RES9PYP4	7004	-	-	-	-	-	-	0.8 / 0.032
	2.3	4	2005-08	-	RS12WYPB4	9204	RS12PYPB5	7963	RS12PY-S	3401M	RS12YC	401	-	-	1.3 / 0.052
	2.5	4	2009-20	-	RES12WYPB4	9300	RES11PYP5	7437	RE10PM-S	3032M	-	-	-	-	1.3 / 0.052
	3.0	6	2001-12	-	RS12WYPB4	9204	RS12PYPB5	7963	RS12PY-S	3401M	RS12YC	401	-	-	1.3 / 0.052
Escort	1.8	4	1993-96	-	RC12WYPB4	9201	RC12PYP	7071	RC12PY-S	3071M	RC12YC	71	-	-	1.1 / 0.044
	1.9	4	1993-96	-	RS14WLPB6	9402	RS14PYPB	7404	RS14ZPY-S	3407M	RS14LC	407	-	-	1.3 / 0.052
	2.0	4	1997-02	-	RS14WLPB6	9402	RS14ZPYPB	7407	RS14ZPY-S	3407M	RS14LC	407	-	-	1.3 / 0.052
	2.0	4	1998-03	DOHC	RE10WYPB5	9901	RES11PYP5	7437	RE10PM-S	3032M	-	-	-	-	1.3 / 0.052
Excursion	5.4	8	2000-05	-	RS8WYPB5	9808	RS9PYP4	7304	RS10PY-S	3408M	RS9YC	304	-	-	1.3 / 0.052
	6.8	10	2000-05	-	RS8WYPB5	9808	RS9PYP4	7304	RS10PY-S	3408M	RS9YC	304	-	-	1.3 / 0.052
Expedition	3.5	6	2015-20	-	RES8WYPB3	9016	RES9PYP4	7004	-	-	RES9YCC4	OE031	-	-	0.8 / 0.032
	4.6	8	1997-04	-	RS12WYPB4	9204	RS12PYPB5	7963	RS12PY-S	3401M	RS12YC	401	-	-	1.3 / 0.052
	5.4	8	1997-04	-	RS12WYPB4	9204	RS12PYPB5	7963	RS12PY-S	3401M	RS12YC	401	-	-	1.3 / 0.052
	5.4	8	2005-07	-	-	-	-	7989	-	-	-	-	-	-	1.1 / 0.044
	5.4	8	2008-14	-	RET8ZWMPB4	9406	RET9ZPMPB	7406	-	-	-	-	-	-	1.1 / 0.044
Explorer	3.5	6	2011-19	-	RE10WYPB5	9901	RES9PYP4	7004	RES8PYPB5	3017	RES9YCC4	OE031	-	-	1.3 / 0.052
	3.5	6	2013-19	EcoBoost	RES8WYPB3	9016	RES9PYP4	7004	-	-	RES9YCC4	OE031	-	-	0.8 / 0.032
	4.0	6	1991-96	-	RS14WYPB5	9404	RS14PYPB5	7940	RS14PY-S	3013M	RS14YC6	13	-	-	1.3 / 0.052
	4.0	6	1997-05	-	RS8WYPB5	9808	RS9PYP4	7304	RS1PY-S	3408M	RS9YC	304	-	-	1.3 / 0.052
	4.0	6	2006-10	-	RS10ZWYPB5	9200	RS10ZPYPB5	7200	-	-	RS10LC	403	-	-	1.3 / 0.052
	4.6	8	2002-05	-	RS12WYPB4	9204	RS12PYPB5	7963	RS12PY-S	3401M	RS12YC	401	-	-	1.3 / 0.052
	4.6	8	2006-07	-	-	-	-	7989	-	-	-	-	-	-	1.1 / 0.044
	4.6	8	2008-10	-	RET8ZWMPB4	9406	RET9ZPMPB	7406	-	-	-	-	-	-	1.1 / 0.044
5.0	8	1996-01	-	RS14WYPB5	9404	RS14PYPB5	7940	RS14PY-S	3013M	RS14YC6	13	-	-	1.3 / 0.052	
Explorer Sport	4.0	6	2001-03	-	RS8WYPB5	9808	RS9PYP4	7304	RS1PY-S	3408M	RS9YC	304	-	-	1.3 / 0.052
Explorer Sport Trac	4.0	6	2001-05	-	RS8WYPB5	9808	RS9PYP4	7304	RS1PY-S	3408M	RS9YC	304	-	-	1.3 / 0.052
	4.0	6	2007-09	-	RS10ZWYPB5	9200	RS10ZPYPB5	7200	-	-	RS10LC	403	-	-	1.3 / 0.052
	4.6	8	2007-07	-	-	-	-	7989	-	-	-	-	-	-	1.1 / 0.044
	4.6	8	2008-10	-	RET8ZWMPB4	9406	RET9ZPMPB	7406	-	-	-	-	-	-	1.1 / 0.044
F-150	3.3	6	2018-19	-	RE10WYPB5	9901	RES11PYP5	7437	RES8PYB5	3017	RES9YCC4	OE031	-	-	1.3 / 0.052
	3.5	6	2014-20	-	RES8WYPB3	9016	RES9PYP4	7004	RES8PYPB5	3017	RES9YCC4	OE031	-	-	0.8 / 0.032
	3.7	6	2011-14	-	RE10WYPB5	9901	RES11PYP5	7437	RE10PM-S	3032M	-	-	-	-	1.3 / 0.052
	3.8	6	1986-94	-	RS14WLPB6	9402	RS14ZPYPB	7407	RS14ZPY-S	3407M	RS14LC	407	-	-	1.3 / 0.052
	4.2	6	1997-10	-	RS14WLPB6	9402	RS14ZPYPB	7407	RS14ZPY-S	3407M	RS14LC	407	-	-	1.3 / 0.052
	4.6	8	1997-08	-	RS12WYPB4	9204	RS12PYPB5	7963	RS12PY-S	3401M	RS12YC	401	-	-	1.3 / 0.052
	4.6	8	2009-09	-	RET8ZWMPB4	9406	RET9ZPMPB	7406	-	-	-	-	-	-	1.1 / 0.044
	4.9	6	1993-97	-	-	-	-	-	-	-	RF14LC	130	-	-	1.1 / 0.044
	5.0	8	2011-17	-	RE10WYPB5	9901	RES11PYP5	7437	RE10PM-S	3032M	-	-	-	-	1.3 / 0.052
5.0	8	2018-19	-	RES8WYPB4	9299	RES9PYP4	7004	RES8PYPB5	3017	RES9YCC4	OE031	-	-	1.3 / 0.052	



MODELO Y AÑOS				BUJIAS CHAMPION											
MARCA / MODELO	LTS.	CIL.	AÑO	DESC. MOTOR	CHAMPION IRIIDIUM	STK	DOUBLE PLATINUM	STK	PLATINUM POWER	STK	COPPER PLUS	STK	NICKEL	STK	CALIBRACIÓN (mm/pulg)
FORD (cont.)															
F-150	5.4	8	1997-03	-	RS12WYPB4	9204	RS12PYPB5	7963	RS10PY-S	3408M	RS12YC	401	-	-	1.3 / 0.052
	5.4	8	2004-07	-	-	-	-	7989	-	-	-	-	-	-	1.1 / 0.044
	5.4	8	2008-09	-	RET8ZWMPB4	9406	RET9ZPMPB	7406	-	-	-	-	-	-	1.1 / 0.044
	5.8	8	1993-96	-	-	-	-	-	-	-	RV12YC	406	-	-	1.1 / 0.044
	5.8	8	1984-85	-	-	-	RV17PMP4	7018	RV15PM-S	3018M	RV15YC4	18	BL15Y	-	1.1 / 0.044
F-150 Heritage	4.2	6	2004-04	-	RS14WLPB6	9402	RS14ZYPB	7407	RS14ZY-S	3407M	RS14LC	407	-	-	1.3 / 0.052
	4.6	8	2004-04	-	RS12WYPB4	9204	RS12PYPB5	7963	RS12PY-S	3401M	RS12YC	401	-	-	1.3 / 0.052
	5.4	8	2004-04	-	-	-	-	7989	-	-	-	-	-	-	1.1 / 0.044
F-250	4.6	8	1997-08	-	RS12WYPB4	9204	RS12PYPB5	7963	RS12PY-S	3401M	RS12YC	401	-	-	1.3 / 0.052
	4.6	8	2009-09	-	RET8ZWMPB4	9406	RET9ZPMPB	7406	-	-	-	-	-	-	1.1 / 0.044
	4.9	6	1993-96	-	-	-	-	-	-	-	RF14LC	130	-	-	1.1 / 0.044
	5.4	8	1997-01	-	RS12WYPB4	9204	RS12PYPB5	7963	RS10PY-S	3408M	RS12YC	401	-	-	1.3 / 0.052
	5.8	8	1986-86	-	-	-	RV17PMP4	7018	RV15PM-S	3018M	RV15YC4	18	BL15Y	-	1.1 / 0.044
	5.8	8	1992-97	-	-	-	-	-	-	-	RV12YC	406	-	-	1.1 / 0.044
	7.5	8	1993-96	-	-	-	RV17PMP4	7018	RV15PM-S	3018M	RV15YC4	18	-	-	1.1 / 0.044
F-250 HD	5.8	8	1997-97	-	-	-	-	-	-	-	RV12YC	406	-	-	1.1 / 0.044
	7.5	8	1997-97	-	-	-	RV17PMP4	7018	RV15PM-S	3018M	RV15YC4	18	-	-	1.1 / 0.044
F-250 Super Duty	5.4	8	2000-03	-	RS12WYPB4	9204	RS12PYPB5	7963	RS10PY-S	3408M	RS12YC	401	-	-	1.3 / 0.052
	5.4	8	2004-07	-	-	-	-	7989	-	-	-	-	-	-	1.1 / 0.044
	5.4	8	2008-09	-	RET8ZWMPB4	9406	RET9ZPMPB	7406	-	-	-	-	-	-	1.1 / 0.044
	6.8	10	1999-04	-	RS8WYPB5	9808	RS12PYPB5	7963	RS10PY-S	3408M	RS9YC	304	-	-	1.3 / 0.052
	6.8	10	2005-07	-	-	-	-	7989	-	-	-	-	-	-	1.1 / 0.044
	6.8	10	2008-09	-	RET8ZWMPB4	9406	RET9ZPMPB	7406	-	-	-	-	-	-	1.1 / 0.044
F-350	4.9	6	1993-95	-	-	-	-	-	-	-	RF14LC	130	-	-	1.1 / 0.044
	5.4	8	1999-03	-	RS12WYPB4	9204	RS12PYPB5	7963	RS10PY-S	3408M	RS12YC	401	-	-	1.3 / 0.052
	5.4	8	2004-07	-	-	-	-	7989	-	-	-	-	-	-	1.1 / 0.044
	5.4	8	2008-09	-	RET8ZWMPB4	9406	RET9ZPMPB	7406	-	-	-	-	-	-	1.1 / 0.044
	5.8	8	1993-97	-	-	-	-	-	-	-	RV12YC	406	-	-	1.1 / 0.044
	6.2	8	2011-16	-	RE10WYPB5	9901	RES9PYP4	7004	RES8PYB5	3017	RES9YCC4	OE031	-	-	1.1 / 0.044
	7.5	8	1993-97	-	-	-	RV17PMP4	7018	RV15PM-S	3018M	RV15YC4	18	-	-	1.1 / 0.044
F-350 Super Duty	5.4	8	1999-03	-	RS12WYPB4	9204	RS12PYPB5	7963	RS10PY-S	3408M	RS12YC	401	-	-	1.3 / 0.052
	5.4	8	2004-07	-	-	-	-	7989	-	-	-	-	-	-	1.1 / 0.044
	5.4	8	2008-09	-	RET8ZWMPB4	9406	RET9ZPMPB	7406	-	-	-	-	-	-	1.1 / 0.044
	6.2	8	2010-19	-	RE10WYPB5	9901	RES9PYP4	7004	RES8PYB5	3017	RES9YCC4	OE031	-	-	1.1 / 0.044
	6.8	10	1999-04	-	RS8WYPB5	9808	RS12PYPB5	7963	RS10PY-S	3408M	RS9YC	304	-	-	1.3 / 0.052
	6.8	10	2005-07	-	-	-	-	7989	-	-	-	-	-	-	1.1 / 0.044
	6.8	10	2008-09	-	RET8ZWMPB4	9406	RET9ZPMPB	7406	-	-	-	-	-	-	1.1 / 0.044
F-450 Super Duty	6.8	10	2000-04	-	RS8WYPB5	9808	RS12PYPB5	7963	RS10PY-S	3408M	RS9YC	304	-	-	1.3 / 0.052
	6.8	10	2005-07	-	-	-	-	7989	-	-	-	-	-	-	1.1 / 0.044
	6.8	10	2008-19	-	RET8ZWMPB4	9406	RET9ZPMPB	7406	-	-	-	-	-	-	1.1 / 0.044
F-550 Super Duty	6.8	10	2001-04	-	RS8WYPB5	9808	RS12PYPB5	7963	RS10PY-S	3408M	RS9YC	304	-	-	1.3 / 0.052

MODELO Y AÑOS				BUJIAS CHAMPION											
MARCA / MODELO	LTS.	CIL.	AÑO	DESC. MOTOR	CHAMPION	STK	DOUBLE	STK	PLATINUM	STK	COPPER	STK	NICKEL	STK	CALIBRACIÓN (mm/pulg)
					IRIDIUM		PLATINUM		PLUS						
FORD (cont.)															
F-550 Super Duty	6.8	10	2005-07	-	-	-	-	7989	-	-	-	-	-	-	1.1 / 0.044
	6.8	10	2008-19	-	RET8ZWMPB4	9406	RET9ZPMPB	7406	-	-	-	-	-	-	1.1 / 0.044
Fiesta	1.3	4	1998-00	J4C	RS8WYPB5	9808	RS9PYP4	7304	-	-	RS9YCC	OE020	-	-	1.3 / 0.052
	1.6	4	2001-10	-	RE10WYPB5	9901	RES9PYP4	7004	-	-	RES9YCC4	OE031	-	-	1.0 / 0.040
	1.6	4	2011-19	HXJA, HXJB	RES8WYPB3	9016	RES9PYP4	7004	-	-	RES9YCC4	OE031	-	-	0.8 / 0.032
	1.6	4	2014-19	ST	RES8WYPB3	9016	RES9PYP4	7004	-	-	RES9YCC4	OE031	-	-	0.8 / 0.032
	2.0	4	2008-08	-	RS12WYPB4	9204	RS12PYPB5	7963	RS12PY-S	3401M	RS12YC	401	-	-	1.3 / 0.052
Fiesta Ikon	1.6	4	2002-04	-	RE10WYPB5	9901	RES9PYP4	7004	-	-	RES9YCC4	OE031	-	-	1.0 / 0.040
	1.6	4	2011-15	HXJA, HXJB	RES8WYPB3	9016	RES9PYP4	7004	-	-	RES9YCC4	OE031	-	-	0.8 / 0.032
Figo	1.5	3	2016-20	-	-	-	-	-	-	-	RES8YC5	-	-	-	1.0 / 0.040
Five Hundred	3.0	6	2005-07	-	RS12WYPB4	9204	RS12PYPB5	7963	RS12PY-S	3401M	RS12YC	401	-	-	1.3 / 0.052
Flex	3.5	6	2009-09	-	RE10WYPB5	9901	RES11PYP5	7437	RES8PYB5	3017	-	-	-	-	1.3 / 0.052
	3.5	6	2009-09	Turbo	RES8WYPB3	9016	RES9PYP4	7004	-	-	-	-	-	-	0.9 / 0.036
Focus	2.0	4	2000-05	ZX3	RES12WYPB4	9300	-	-	-	-	-	-	-	-	1.3 / 0.052
	2.0	4	2000-06	-	RS14WLPB6	9402	RS14ZYPB	7407	RS14ZPY-S	3407M	RS14LC	407	-	-	1.3 / 0.052
	2.0	4	2002-03	SVT	RE10WYPB5	9901	RES9PYP4	7004	RES8PYB5	3017	RES9YCC4	OE031	-	-	1.3 / 0.052
	2.0	4	2007-12	Europa	RS8WYPB5	9808	-	-	-	-	-	-	-	-	1.3 / 0.052
	2.0	4	2012-18	-	RES8WYPB3	9016	RES9PYP4	7004	-	-	RES9YCC4	OE031	-	-	0.8 / 0.032
	2.0	4	2012-18	ST	RES8WYPB3	9016	RES9PYP4	7004	-	-	RES9YCC4	OE031	-	-	0.8 / 0.032
	2.3	4	2003-07	-	RS8WYPB5	9808	RS9PYP4	7304	RS10PY-S	3408M	RS9YC	304	-	-	1.3 / 0.052
	2.3	4	2017-17	YVDA, RS	RES8WYPB3	9016	RES9PYP4	7004	-	-	-	-	-	-	0.8 / 0.032
	2.5	5	2007-11	HYDA, ST	REC8WYPB4	9033	REC8PYB	OE224	REC8PYB	OE206	REC9YCL	OE035	-	-	0.8 / 0.032
Freestar	3.9	6	2004-07	-	-	-	RS14ZYPB	7407	RS14ZPY-S	3407M	RS14LC	407	-	-	1.3 / 0.052
	4.2	6	2004-07	-	-	-	RS14ZYPB	7407	RS14ZPY-S	3407M	RS14LC	407	-	-	1.3 / 0.052
Freestyle	3.0	6	2005-07	-	RS14WYPB5	9404	RS12PYPB5	7963	RS14PY-S	3013M	RS12YC	401	-	-	1.3 / 0.052
Fusion	2.0	4	2013-20	-	RES8WYPB3	9016	RES9PYP4	7004	-	-	RES9YCC4	OE031	-	-	0.9 / 0.036
	2.0	4	2017-20	Hybrid	RES12WYPB4	9300	RES11PYP5	7437	RE10PM-S	3032M	-	-	-	-	1.3 / 0.052
	2.3	4	2006-10	-	RE10WYPB5	9901	RES9PYP4	7004	RES8PYB5	3017	RES9YCC4	OE031	-	-	1.3 / 0.052
	2.5	4	2010-18	-	RES12WYPB4	9300	RES11PYP5	7437	RE10PM-S	3032M	-	-	-	-	1.3 / 0.052
	3.0	6	2006-09	-	RS12WYPB4	9204	RS12PYPB5	7963	RS12PY-S	3401M	RS12YC	401	-	-	1.3 / 0.052
	3.0	6	2010-12	-	RS8WYPB5	9808	RS9PYP4	7304	-	-	RS9YC	304	-	-	1.3 / 0.052
	3.5	6	2011-12	-	RE10WYPB5	9901	RES9PYP4	7004	RES8PYB5	3017	RES9YCC4	OE031	-	-	1.3 / 0.052
Ghia	3.0	6	1991-94	-	RS12WYPB4	9204	RS10PYPB5	7401	RS12PY-S	3401M	RS12YC	401	-	-	1.3 / 0.052
Grand Marquis	4.6	8	1992-04	-	RS12WYPB4	9204	RS12PYPB5	7963	RS10PY-S	3408M	RS12YC	401	-	-	1.3 / 0.052
Ikon	1.6	4	2003-07	-	RE10WYPB5	9901	RES9PYP4	7004	RES8PYB5	3017	RES9YCC4	OE031	-	-	1.0 / 0.040
Ka	1.6	4	2001-08	CCA	RE10WYPB5	9901	RES9PYP4	7004	RES8PYB5	3017	RES9YCC4	OE031	-	-	1.0 / 0.040
Lobo	3.5	6	2015-19	-	RES8WYPB3	9016	RES9PYP4	7004	RES8PYB5	3017	RES9YCC4	OE031	-	-	0.8 / 0.032
	4.6	8	1997-08	-	RS12WYPB4	9204	RS12PYPB5	7963	RS12PY-S	3401M	RS12YC	401	-	-	1.3 / 0.052
	4.6	8	2009-10	-	RET8ZWMPB4	9406	RET9ZPMPB	7406	-	-	-	-	-	-	1.1 / 0.044
	5.0	8	2011-17	-	RE10WYPB5	9901	RES11PYP5	7437	RE10PM-S	3032M	-	-	-	-	1.3 / 0.052
	5.0	8	2018-19	-	RES8WYPB4	9299	RES9PYP4	7004	RES8PYB5	3017	RES9YCC4	OE031	-	-	1.3 / 0.052



MODELO Y AÑOS				BUJIAS CHAMPION											
MARCA / MODELO	LTS.	CIL.	AÑO	DESC. MOTOR	CHAMPION	STK	DOUBLE	STK	PLATINUM	STK	COPPER	STK	NICKEL	STK	CALIBRACIÓN
					IRIDIUM		PLATINUM		PLUS				(mm/pulg)		
FORD (cont.)															
Lobo	5.4	8	2000-03	-	RS12WYPB4	9204	RS12PYPB5	7963	RS10PY-S	3408M	RS12YC	401	-	-	1.3 / 0.052
	5.4	8	2004-07	-	-	-	-	7989	-	-	-	-	-	-	1.1 / 0.044
	5.4	8	2008-10	-	RET8ZWMPB4	9406	RET9ZPMPB	7406	-	-	-	-	-	-	1.1 / 0.044
	6.2	8	2011-14	-	RE10WYPB5	9901	RES9PYP4	7004	RES8PYB5	3017	RES9YCC4	OE031	-	-	1.1 / 0.044
Maverick	5.0	8	1975-77	-	-	-	-	-	-	-	RF14YC	21	-	-	0.9 / 0.036
Mondeo	2.0	4	2001-07	CJBA, CJBB	RS8WYPB5	9808	RS9PYP4	7304	-	-	RS9YCC	OE020	-	-	1.3 / 0.052
	2.5	6	2001-07	LCBD	RS8WYPB5	9808	RS9PYP4	7304	-	-	RS9YCC	OE020	-	-	1.5 / 0.060
	3.0	6	2004-05	MEBA	RS8WYPB5	9808	RS9PYP4	7304	-	-	RS9YCC	OE020	-	-	1.3 / 0.052
Mustang	2.3	4	1993-93	-	RS12WMPB4	9405	RS14PYPB5	7940	RS10PY-S	3408M	RS14YC	408	-	-	1.1 / 0.044
	2.3	4	2016-20	N38H, N48H	RES8WYPB3	9016	RES9PYP4	7004	-	-	-	-	-	-	0.8 / 0.032
	3.7	6	2011-17	-	RE10WYPB5	9901	RES9PYP4	7004	RES8PYB5	3017	-	-	-	-	1.3 / 0.052
	3.8	6	1994-97	-	RS14WLPB6	9402	RS14ZYPB	7407	RS14ZPY-S	3407M	RS14LC	407	-	-	1.3 / 0.052
	3.8	6	1998-04	-	RS14WYPB5	9404	RS14PYPB5	7940	RS14PY-S	3013M	RS14YC6	13	-	-	1.3 / 0.052
	3.9	6	2004-04	-	RS14WYPB5	9404	RS14PYPB5	7940	RS14PY-S	3013M	RS14YC6	13	-	-	1.3 / 0.052
	4.0	6	2005-10	-	RS10ZWYPB5	9200	RS10ZPYPB5	7200	-	-	-	-	-	-	1.3 / 0.052
	4.6	8	1996-04	-	RS12WYPB4	9204	RS12PYPB5	7963	RS12PY-S	3401M	RS12YC	401	-	-	1.3 / 0.052
	4.6	8	2005-07	-	-	-	-	-	7989	-	-	-	-	-	1.1 / 0.044
	4.6	8	2008-10	-	RET8ZWMPB4	9406	RET9ZPMPB	7406	-	-	-	-	-	-	1.1 / 0.044
	5.0	8	1973-84	-	-	-	-	-	-	-	RF14YC	21	-	-	0.9 / 0.036
	5.0	8	1993-95	-	-	-	RV17PMP4	7018	RV15PM-S	3018M	RV15YC6	79	-	-	1.3 / 0.052
	5.0	8	2011-20	-	RES8WYPB4	9299	RES9PYP4	7004	RES8PYB5	3017	-	-	-	-	1.3 / 0.052
	5.2	8	2016-19	-	RES8WYPB4	9299	RES9PYP4	7004	RES8PYB5	3017	-	-	-	-	1.3 / 0.052
	5.4	8	2000-00	-	RS8WYPB5	9808	RS9PYP4	7304	RS10PY-S	3408M	RS9YC	304	-	-	1.3 / 0.052
	5.4	8	2007-12	-	RET8ZWMPB4	9406	RET9ZPMPB	7406	-	-	-	-	-	-	1.1 / 0.044
5.8	8	1995-14	-	-	-	RS9PYP4	7304	RS12PY-S	3401M	RS9YC	304	-	-	0.9 / 0.036	
Mustang II	5.0	8	1974-78	-	-	-	-	-	-	-	RF14YC	21	-	-	0.9 / 0.036
Mystique	2.0	4	1995-95	-	RE10WYPB5	9901	RES9PYP4	7004	RES8PYB5	3017	RES9YCC4	OE031	-	-	1.3 / 0.052
	2.5	6	1995-00	-	RS14WYPB5	9404	RS14PYPB5	7940	RS14PY-S	3013M	RS14YC6	13	-	-	1.3 / 0.052
Probe	2.0	4	1993-97	-	RC12WYPB4	9201	RC12PYP	7071	RC12PY-S	3071M	RC12YC	71	-	-	1.1 / 0.044
	2.5	6	1993-97	-	RC12WYPB4	9201	RC12PYP	7071	RC12PY-S	3071M	RC12YC	71	-	-	1.1 / 0.044
Ranger	2.3	4	1993-04	-	RS12WMPB4	9405	RS14PYPB5	7940	RS10PY-S	3408M	RS14YC	408	-	-	1.1 / 0.044
	2.3	4	2005-12	-	RS12WYPB4	9204	RS12PYPB5	7963	RS12PY-S	3401M	RS12YC	401	-	-	1.3 / 0.052
	2.5	4	1998-01	-	RS12WMPB4	9405	RS14PYPB5	7940	RS10PY-S	3408M	RS14YC	408	-	-	1.1 / 0.044
	2.5	4	2013-20	GBVAF, GBVAK, GBVAL	RES9WYPB5	OE189	RES9PYP4	7004	RES8PYB5	3017	RES9YCC4	OE031	-	-	1.3 / 0.052
	3.0	6	1993-08	-	RS12WYPB4	9204	RS12PYPB5	7963	RS12PY-S	3401M	RS12YC	401	-	-	1.1 / 0.044
	4.0	6	1993-95	-	RS14WYPB5	9404	RS14PYPB5	7940	RS14PY-S	3013M	RS14YC6	13	-	-	1.3 / 0.052
	4.0	6	1996-00	-	RS8WYPB5	9808	RS9PYP4	7304	RS10PY-S	3408M	RS9YC	304	-	-	1.3 / 0.052
	4.0	6	2001-03	-	RS14WLPB6	9402	RS14ZYPB	7407	RS14ZPY-S	3407M	RS14LC	407	-	-	1.3 / 0.052
	4.0	6	2004-09	-	RS10ZWYPB5	9200	RS10ZPYPB5	7200	-	-	-	-	-	-	1.3 / 0.052
Sable	3.0	6	1996-01	-	RS12WYPB4	9204	RS12PYPB5	7963	RS12PY-S	3401M	RS12YC	401	-	-	1.1 / 0.044
	3.8	6	1994-95	-	RS14WLPB6	9402	RS14ZYPB	7407	RS14ZPY-S	3407M	RS14LC	407	-	-	1.3 / 0.052
Taurus	3.0	6	1993-07	-	RS12WYPB4	9204	RS12PYPB5	7963	RS10PY-S	3408M	RS12YC	401	-	-	1.3 / 0.052

MODELO Y AÑOS				BUJIAS CHAMPION											
MARCA / MODELO	LTS.	CIL.	AÑO	DESC. MOTOR	CHAMPION IRIDIUM	STK	DOUBLE PLATINUM	STK	PLATINUM POWER	STK	COPPER PLUS	STK	NICKEL	STK	CALIBRACIÓN (mm/pulg)
FORD (cont.)															
Taurus	3.2	6	1993-95	-	RC12WYPB4	9201	RC12PYP	7071	RC12PY-S	3071M	RC12YC5	89	-	-	1.1 / 0.044
	3.4	8	1996-99	-	RS12WYPB4	9204	RS12PYPB5	7963	RS10PY-S	3408M	RS12YC	401	-	-	1.1 / 0.044
	3.5	6	2008-09	-	RE10WYPB5	9901	RES11PYP5	7437	RES8PYB5	3017	-	-	-	-	1.3 / 0.052
	3.8	6	1988-95	-	RS14WLPB6	9402	RS14ZYPB	7407	RS14ZPY-S	3407M	RS14LC	407	-	-	1.3 / 0.052
Taurus X	3.5	6	2009-09	-	RE10WYPB5	9901	RES11PYP5	7437	RES8PYB5	3017	-	-	-	-	1.3 / 0.052
Tempo	2.3	4	1993-94	-	RS14WYPB5	9404	RS14PYP5	7013	RS14PY-S	3013M	RS14YC6	13	-	-	1.3 / 0.052
	3.0	6	1993-94	-	RS12WYPB4	9204	RS12PYPB5	7401	RS12PY-S	3401M	RS12YC	401	-	-	1.1 / 0.044
Thunderbird	3.8	6	1985-89	-	RS14WYPB5	9404	RS14PYPB	7408	RS14PM5-S	3983M	RS14YC6	408	EN14Y	-	1.1 / 0.044
	3.8	6	1990-97	-	RS14WLPB6	9402	RS14ZYPB	7407	RS14ZPY-S	3407M	RS14LC	407	-	-	1.3 / 0.052
	3.9	8	2002-05	-	RC12WYPB4	9201	RC12PYP	7071	RC12PY-S	3071M	RC12YC	71	-	-	1.1 / 0.044
	4.6	8	1994-97	-	RS12WYPB4	9204	RS12PYPB5	7963	RS12PY-S	3401M	RS12YC	401	-	-	1.3 / 0.052
	5.0	8	1991-93	-	-	-	RV17PMP4	7018	RV19PMC	3015	RV17YC	25	-	-	1.3 / 0.052
Topaz	2.3	4	1984-94	-	RS12WYPB4	9204	RS12PYPB5	7963	RS12PY-S	3401M	RS12YC	401	-	-	1.3 / 0.052
Transit	3.7	6	2015-19	-	RE10WYPB5	9901	RES11PYP5	7437	RES8PYB5	3017	-	-	-	-	1.3 / 0.052
Winstar	3.0	6	1995-00	-	RS12WYPB4	9204	RS12PYPB5	7963	RS12PY-S	3401M	RS12YC	401	-	-	1.3 / 0.052
	3.8	6	1995-95	-	RS14WLPB6	9402	RS14ZYPB	7407	RS14ZPY-S	3407M	RS14LC	407	-	-	1.3 / 0.052
	3.8	6	1996-03	-	RS14WYPB5	9404	RS14PYPB	7408	RS14PM5-S	3983M	RS14YC	408	-	-	1.1 / 0.044
GEO															
Tracker	1.6	4	1993-95	VIN 6	-	-	-	-	RC9PY-S	3344M	RC9YC	344	-	-	0.8 / 0.032
	1.6	4	1993-95	VIN U	-	-	-	-	RN14PMC3	3322	RN12YC	404	-	-	0.8 / 0.032
GMC															
Acadia	3.6	6	2007-16	LY7, LLT, LGX	RE10WYPB5	9901	RES9PYP4	7004	RE10PM-S	3032M	-	-	-	-	1.1 / 0.044
C1500	4.3	6	1993-95	-	-	-	-	-	-	-	RV12YC	406	-	-	1.1 / 0.044
	4.3	6	1996-98	-	RS14WYPB5	9404	RS14PYPB5	7940	RS14PY-S	3013M	RS14YC6	13	-	-	1.5 / 0.060
	5.0	8	1993-95	-	-	-	-	-	-	-	RV12YC	406	-	-	1.1 / 0.044
	5.0	8	1996-99	-	RS14WYPB5	9404	RS14PYPB5	7940	RS14PY-S	3013M	RS14YC6	13	-	-	1.5 / 0.060
	5.7	8	1993-95	-	-	-	-	-	-	-	RV12YC	406	-	-	0.9 / 0.036
	5.7	8	1996-99	-	RS14WYPB5	9404	RS14PYPB5	7940	RS14PY-S	3013M	RS14YC6	13	-	-	1.5 / 0.060
C1500 Suburban	5.7	8	1993-95	-	-	-	-	-	-	-	RV12YC	406	-	-	0.9 / 0.036
	5.7	8	1996-99	-	RS14WYPB5	9404	RS14PYPB5	7940	RS14PY-S	3013M	RS14YC6	13	-	-	1.5 / 0.060
C2500	4.3	6	1993-95	-	-	-	-	-	-	-	RV12YC	406	-	-	1.1 / 0.044
	5.0	8	1993-95	-	-	-	-	-	-	-	RV12YC	406	-	-	1.1 / 0.044
	5.0	8	1996-98	-	RS14WYPB5	9404	RS14PYPB5	7940	RS14PY-S	3013M	RS14YC6	13	-	-	1.5 / 0.060
	5.7	8	1993-95	-	-	-	-	-	-	-	RV12YC	406	-	-	0.9 / 0.036
	5.7	8	1996-00	-	RS14WYPB5	9404	RS14PYPB5	7940	RS14PY-S	3013M	RS14YC6	13	-	-	1.5 / 0.060
	7.4	8	1993-95	-	-	-	-	-	-	-	RV12YC	406	-	-	0.9 / 0.036
	7.4	8	1996-00	-	RS14WYPB5	9404	RS14PYPB5	7940	RS14PY-S	3013M	RS14YC6	13	-	-	1.5 / 0.060
C2500 Suburban	5.7	8	1993-95	-	-	-	-	-	-	-	RV12YC	406	-	-	0.9 / 0.036
	5.7	8	1996-99	-	RS14WYPB5	9404	RS14PYPB5	7940	RS14PY-S	3013M	RS14YC6	13	-	-	1.5 / 0.060
	7.4	8	1993-95	-	-	-	-	-	-	-	RV12YC	406	-	-	0.9 / 0.036
	7.4	8	1996-99	-	RS14WYPB5	9404	RS14PYPB5	7940	RS14PY-S	3013M	RS14YC6	13	-	-	1.5 / 0.060
C3500	5.7	8	1993-95	-	-	-	-	-	-	-	RV12YC	406	-	-	0.9 / 0.036
	5.7	8	1996-00	-	RS14WYPB5	9404	RS14PYPB5	7940	RS14PY-S	3013M	RS14YC6	13	-	-	1.5 / 0.060



MODELO Y AÑOS				BUJIAS CHAMPION											
MARCA / MODELO	LTS.	CIL.	AÑO	DESC. MOTOR	CHAMPION	STK	DOUBLE	STK	PLATINUM	STK	COPPER	STK	NICKEL	STK	CALIBRACIÓN
					IRIDIUM		PLATINUM		PLUS			(mm/pulg)			
GMC (cont.)															
C3500	7.4	8	1993-95	-	-	-	-	-	-	-	RV12YC	406	-	-	0.9 / 0.036
	7.4	8	1996-00	-	RS14WYPB5	9404	RS14PYPB5	7940	RS14PY-S	3013M	RS14YC6	13	-	-	1.5 / 0.060
Canyon	2.8	4	2004-06	-	RES12WYPB4	9300	RES11PYP5	7437	RE10PM-S	3032M	-	-	-	-	1.1 / 0.044
	2.9	4	2007-09	-	RES12WYPB4	9300	RES11PYP5	7437	RE10PM-S	3032M	-	-	-	-	1.1 / 0.044
	3.5	5	2004-06	-	RES12WYPB4	9300	RES11PYP5	7437	RE10PM-S	3032M	-	-	-	-	1.1 / 0.044
	3.7	5	2007-12	LLR	RES12WYPB4	9300	RES11PYP5	7437	RE10PM-S	3032M	-	-	-	-	1.1 / 0.044
	5.3	8	2009-09	-	RS12WMPB4	9405	RS14PMP4	7015	RS14PM-S	3015M	RS12YC	401	-	-	1.0 / 0.040
Envoy	4.2	6	2002-09	-	RES12WYPB4	9300	RES11PYP5	7437	RE10PM-S	3032M	-	-	-	-	1.3 / 0.052
	5.3	8	2005-09	-	RS12WMPB4	9405	RS14PMP4	7015	RS14PM-S	3015M	RS12YC	401	-	-	1.0 / 0.040
Envoy XL	5.3	8	2003-04	-	RS12WMPB4	9405	RS14PMP4	7015	RS14PM-S	3015M	RS12YC	401	-	-	1.0 / 0.040
Envoy XUV	5.3	8	2004-04	-	RS12WMPB4	9405	RS14PMP4	7015	RS14PM-S	3015M	RS12YC	401	-	-	1.0 / 0.040
G1500	4.3	6	1993-95	-	-	-	-	-	-	-	RV12YC	406	-	-	1.1 / 0.044
	5.0	8	1993-95	-	-	-	-	-	-	-	RV12YC	406	-	-	1.1 / 0.044
G2500	4.3	6	1993-95	-	-	-	-	-	-	-	RV12YC	406	-	-	1.1 / 0.044
	5.0	8	1993-95	-	-	-	-	-	-	-	RV12YC	406	-	-	1.1 / 0.044
	5.7	8	1993-95	-	-	-	-	-	-	-	RV12YC	406	-	-	0.9 / 0.036
G3500	4.3	6	1994-95	-	-	-	-	-	-	-	RV12YC	406	-	-	1.1 / 0.044
	5.7	8	1993-96	-	-	-	-	-	-	-	RV12YC	406	-	-	0.9 / 0.036
	7.4	8	1993-96	-	-	-	-	-	-	-	RV12YC	406	-	-	0.9 / 0.036
Jimmy	4.3	6	1993-95	L35 (262CUL6)	-	-	-	-	-	-	RV12YC	406	-	-	1.1 / 0.044
	4.3	6	1996-01	L35 (262CUL6)	RS14WYPB5	9404	RS14PYPB5	7940	RS14PY-S	3013M	RS14YC6	13	-	-	1.5 / 0.060
K1500	4.3	6	1993-95	-	-	-	-	-	-	-	RV12YC	406	-	-	0.9 / 0.036
	4.3	6	1996-98	-	RS14WYPB5	9404	RS14PYPB5	7940	RS14PY-S	3013M	RS14YC6	13	-	-	1.5 / 0.060
	5.0	8	1993-95	-	-	-	-	-	-	-	RV12YC	406	-	-	1.1 / 0.044
	5.0	8	1996-99	-	RS14WYPB5	9404	RS14PYPB5	7940	RS14PY-S	3013M	RS14YC6	13	-	-	1.5 / 0.060
	5.7	8	1993-95	-	-	-	-	-	-	-	RV12YC	406	-	-	0.9 / 0.036
	5.7	8	1996-99	-	RS14WYPB5	9404	RS14PYPB5	7940	RS14PY-S	3013M	RS14YC6	13	-	-	1.5 / 0.060
K1500 Suburban	5.7	8	1993-95	-	-	-	-	-	-	-	RV12YC	406	-	-	0.9 / 0.036
	5.7	8	1996-99	-	RS14WYPB5	9404	RS14PYPB5	7940	RS14PY-S	3013M	RS14YC6	13	-	-	1.5 / 0.060
K2500	5.7	8	1993-95	-	-	-	-	-	-	-	RV12YC	406	-	-	0.9 / 0.036
	5.7	8	1996-00	-	RS14WYPB5	9404	RS14PYPB5	7940	RS14PY-S	3013M	RS14YC6	13	-	-	1.5 / 0.060
	7.4	8	1993-95	-	-	-	-	-	-	-	RV12YC	406	-	-	0.9 / 0.036
	7.4	8	1996-00	-	RS14WYPB5	9404	RS14PYPB5	7940	RS14PY-S	3013M	RS14YC6	13	-	-	1.5 / 0.060
K2500 Suburban	5.7	8	1993-95	-	-	-	-	-	-	-	RV12YC	406	-	-	0.9 / 0.036
	5.7	8	1996-99	-	RS14WYPB5	9404	RS14PYPB5	7940	RS14PY-S	3013M	RS14YC6	13	-	-	1.5 / 0.060
	7.4	8	1993-95	-	-	-	-	-	-	-	RV12YC	406	-	-	0.9 / 0.036
	7.4	8	1996-99	-	RS14WYPB5	9404	RS14PYPB5	7940	RS14PY-S	3013M	RS14YC6	13	-	-	1.5 / 0.060
K3500	5.7	8	1993-95	-	-	-	-	-	-	-	RV12YC	406	-	-	0.9 / 0.036
	5.7	8	1996-00	-	RS14WYPB5	9404	RS14PYPB5	7940	RS14PY-S	3013M	RS14YC6	13	-	-	1.5 / 0.060
	7.4	8	1993-95	-	-	-	-	-	-	-	RV12YC	406	-	-	0.9 / 0.036
	7.4	8	1996-00	-	RS14WYPB5	9404	RS14PYPB5	7940	RS14PY-S	3013M	RS14YC6	13	-	-	1.5 / 0.060
P3500	4.3	6	1996-97	-	RS14WYPB5	9404	RS14PYPB5	7940	RS14PY-S	3013M	RS14YC6	13	-	-	1.5 / 0.060
	5.7	8	1993-95	-	-	-	-	-	-	-	RV12YC	406	-	-	0.9 / 0.036

MODELO Y AÑOS				BUJIAS CHAMPION											
MARCA / MODELO	LTS.	CIL.	AÑO	DESC. MOTOR	CHAMPION IRIIDIUM	STK	DOUBLE PLATINUM	STK	PLATINUM POWER	STK	COPPER PLUS	STK	NICKEL	STK	CALIBRACIÓN (mm/pulg)
GMC (cont.)															
P3500	5.7	8	1996-97	-	RS14WYPB5	9404	RS14PYPB5	7940	RS14PY-S	3013M	RS14YC6	13	-	-	1.5 / 0.060
Safari	4.3	6	1993-95	-	-	-	-	-	-	-	RV12YC	406	-	-	1.1 / 0.044
	4.3	6	1996-05	-	RS14WYPB5	9404	RS14PYPB5	7940	RS14PY-S	3013M	RS14YC6	13	-	-	1.5 / 0.060
Savana 1500	4.3	6	1996-09	-	RS14WYPB5	9404	RS14PYPB5	7940	RS14PY-S	3013M	RS14YC6	13	-	-	1.5 / 0.060
	5.0	8	1996-02	-	RS14WYPB5	9404	RS14PYPB5	7940	RS14PY-S	3013M	RS14YC6	13	-	-	1.5 / 0.060
	5.3	8	2003-07	-	RS12WMPB4	9405	RS14PMP4	7015	RS14PM-S	3015M	RS12YC	401	-	-	1.0 / 0.040
	5.7	8	1996-02	-	RS14WYPB5	9404	RS14PYPB5	7940	RS14PY-S	3013M	RS14YC6	13	-	-	1.5 / 0.060
Savana 2500	4.3	6	1996-01	-	RS14WYPB5	9404	RS14PYPB5	7940	RS14PY-S	3013M	RS14YC6	13	-	-	1.5 / 0.060
	4.8	8	2003-09	-	RS12WMPB4	9405	RS14PMP4	7015	RS14PM-S	3015M	RS12YC	401	-	-	1.0 / 0.040
	5.0	8	1996-02	-	RS14WYPB5	9404	RS14PYPB5	7940	RS14PY-S	3013M	RS14YC6	13	-	-	1.5 / 0.060
	5.3	8	2003-04	-	RS12WMPB4	9405	RS14PMP4	7015	RS14PM-S	3015M	RS12YC	401	-	-	1.0 / 0.040
	5.7	8	1996-02	-	RS14WYPB5	9404	RS14PYPB5	7940	RS14PY-S	3013M	RS14YC6	13	-	-	1.5 / 0.060
	6.0	8	2003-06	-	RS12WMPB4	9405	RS14PMP4	7015	RS14PM-S	3015M	RS12YC	401	-	-	1.0 / 0.040
Savana 3500	4.8	8	2004-06	-	RS12WMPB4	9405	RS14PMP4	7015	RS14PM-S	3015M	RS12YC	401	-	-	1.0 / 0.040
	5.7	8	1996-02	-	RS14WYPB5	9404	RS14PYPB5	7940	RS14PY-S	3013M	RS14YC6	13	-	-	1.5 / 0.060
	6.0	8	2003-07	-	RS12WMPB4	9405	RS14PMP4	7015	RS14PM-S	3015M	RS12YC	401	-	-	1.0 / 0.040
	7.4	8	1996-98	-	RS14WYPB5	9404	RS14PYPB5	7940	RS14PY-S	3013M	RS14YC6	13	-	-	1.5 / 0.060
	8.1	8	2001-01	-	RS14WLPB6	9402	RS14PMPB5	7983	RS14PM5-S	3983M	-	-	-	-	1.5 / 0.060
Sierra	5.3	8	2007-13	-	RS12WMPB4	9405	RS14PMP4	7015	RS14PM-S	3015M	RS12YC	401	-	-	1.0 / 0.040
	5.3	8	2014-20	-	RES14WMPB4	9777	-	-	-	-	-	-	-	-	1.0 / 0.040
	6.2	8	2008-13	-	RS12WMPB4	9405	RS14PMP4	7015	RS14PM-S	3015M	RS12YC	401	-	-	1.0 / 0.040
Sierra 1500	4.3	6	1999-09	-	RS14WYPB5	9404	RS14PYP5	7013	RS14PY-S	3013M	RS14YC6	13	-	-	1.5 / 0.060
	4.8	8	1999-09	-	RS12WMPB4	9405	RS14PMP4	7015	RS14PM-S	3015M	RS12YC	401	-	-	1.0 / 0.040
	5.3	8	1999-09	-	RS12WMPB4	9405	RS14PMP4	7015	RS14PM-S	3015M	RS12YC	401	-	-	1.0 / 0.040
	6.0	8	2001-09	-	RS12WMPB4	9405	RS14PMP4	7015	RS14PM-S	3015M	RS12YC	401	-	-	1.0 / 0.040
	6.2	8	2009-09	-	RS12WMPB4	9405	RS14PMP4	7015	RS14PM-S	3015M	RS12YC	401	-	-	1.0 / 0.040
Sierra 1500 HD	6.0	8	2001-06	-	RS12WMPB4	9405	RS14PMP4	7015	RS14PM-S	3015M	RS12YC	401	-	-	1.0 / 0.040
Sierra 2500	5.3	8	1999-00	-	RS12WMPB4	9405	RS14PMP4	7015	RS14PM-S	3015M	RS12YC	401	-	-	1.0 / 0.040
	6.0	8	1999-04	-	RS12WMPB4	9405	RS14PMP4	7015	RS14PM-S	3015M	RS12YC	401	-	-	1.0 / 0.040
Sierra 2500 HD	6.0	8	2001-09	-	RS12WMPB4	9405	RS14PMP4	7015	RS14PM-S	3015M	RS12YC	401	-	-	1.0 / 0.040
	8.1	8	2001-05	-	RS14WLPB6	9402	RS14PMPB5	7983	RS14PM5-S	3983M	-	-	-	-	1.5 / 0.060
Sierra 3500	6.0	8	2001-06	-	RS12WMPB4	9405	RS14PMP4	7015	RS14PM-S	3015M	RS12YC	401	-	-	1.0 / 0.040
	8.1	8	2001-05	-	RS14WLPB6	9402	RS14PMPB5	7983	RS14PM5-S	3983M	-	-	-	-	1.5 / 0.060
Sierra 3500 Classic	6.0	8	2007-07	-	RS12WMPB4	9405	RS14PMP4	7015	RS14PM-S	3015M	RS12YC	401	-	-	1.0 / 0.040
Sierra 3500 HD	6.0	8	2009-09	-	RS12WMPB4	9405	RS14PMP4	7015	RS14PM-S	3015M	RS12YC	401	-	-	1.0 / 0.040
Sonoma	2.2	4	1994-97	-	RS14WLPB6	9402	RS12PLP6	7020	RS14PM5-S	3983M	RS13LYC5	20	-	-	1.5 / 0.060
	2.2	4	1998-03	-	RS8WYPB5	9808	RS9PYP4	7304	RS10PY-S	3408M	RS9YC	304	-	-	1.3 / 0.052
	2.5	4	1993-93	-	-	-	RV17PMP4	7018	RV15PM-S	3018M	RV15YC6	79	-	-	1.5 / 0.060
	2.8	6	1993-93	-	-	-	RV17PMP4	7018	RV15PM-S	3018M	RV15YC4	18	-	-	1.1 / 0.044
	4.3	6	1993-95	-	-	-	-	-	-	-	RV12YC	406	-	-	1.1 / 0.044
	4.3	6	1996-04	-	RS14WYPB5	9404	RS14PYPB5	7940	RS14PY-S	3013M	RS14YC6	13	-	-	1.5 / 0.060



MODELO Y AÑOS				BUJIAS CHAMPION											
MARCA / MODELO	LTS.	CIL.	AÑO	DESC. MOTOR	CHAMPION IRIIDIUM	STK	DOUBLE PLATINUM	STK	PLATINUM POWER	STK	COPPER PLUS	STK	NICKEL	STK	CALIBRACIÓN (mm/pulg)
GMC (cont.)															
Terrain	2.0	4	2018-20	LTG	RES8WYPB3	9016	RES9PYP4	7004	-	-	-	-	-	-	0.8 / 0.032
	3.0	6	2011-12	LF1	RE10WYPB5	9901	RES9PYP4	7004	RE10PM-S	3032M	-	-	-	-	1.1 / 0.044
	3.6	6	2013-17	LFX	RES8WYPB4	9299	RES9PYP4	7004	RE10PM-S	3032M	-	-	-	-	1.0 / 0.040
Typhoon	4.3	6	1993-93	-	-	-	-	-	-	-	RV12YC	406	-	-	0.9 / 0.036
W3500 Forward	6.0	8	2004-05	-	RS12WMPB4	9405	RS14PMP4	7015	RS14PM-S	3015M	RS12YC	401	-	-	1.0 / 0.040
W4500 Forward	6.0	8	2003-03	-	RS12WMPB4	9405	RS14PMP4	7015	RS14PM-S	3015M	RS12YC	401	-	-	1.0 / 0.040
Yukon	4.8	8	2000-09	-	RS12WMPB4	9405	RS14PMP4	7014	RS14PM-S	3015M	RS12YC	401	-	-	1.0 / 0.040
	5.3	8	2000-10	LY5	RS12WMPB4	9405	RS14PMP4	7015	RS14PM-S	3015M	RS12YC	401	-	-	1.0 / 0.040
	5.7	8	1993-95	-	-	-	-	-	-	-	RV12YC	406	-	-	0.9 / 0.036
	5.7	8	1996-00	-	RS14WYPB5	9404	RS14PYPB5	7940	RS14PY-S	3013M	RS14YC6	13	-	-	1.5 / 0.060
	6.0	8	2001-09	-	RS12WMPB4	9405	RS14PMP4	7015	RS14PM-S	3015M	RS12YC	401	-	-	1.0 / 0.040
	6.2	8	2007-14	L92, L94, L9H	RS12WMPB4	9405	RS14PMP4	7015	RS14PM-S	3015M	RS12YC	401	-	-	1.0 / 0.040
	6.2	8	2015-20	L86	RES14WMPB4	9777	-	-	-	-	-	-	-	-	1.0 / 0.040
Yukon XL 1500	5.3	8	2009-09	LY5	RS12WMPB4	9405	RS14PMP4	7015	RS14PM-S	3015M	RS12YC	401	-	-	1.0 / 0.040
Yukon XL 2500	6.0	8	2000-07	-	RS12WMPB4	9405	RS14PMP4	7015	RS14PM-S	3015M	RS12YC	401	-	-	1.0 / 0.040
	8.1	8	2001-05	-	RS14WLPB6	9402	RS14PMPB5	7983	RS14PM5-S	3983M	-	-	-	-	1.5 / 0.060
HONDA															
Accord	2.2	4	1993-97	F22B1, F22B5	RC12WMPB4	9202	RC12PMPB4	7318	RC12PM-S	3318M	RC12MC4	318	-	-	1.1 / 0.044
	2.3	4	1998-02	F23A1, F23A5	RC12WMPB4	9202	RC12PMPB4	7318	RC12PM-S	3318M	RC12MC4	318	-	-	1.1 / 0.044
	2.4	4	2003-07	K24A4	RC8ZWYPB4	9782	RC10ZPYPB4	7000	-	-	-	-	-	-	1.1 / 0.044
	2.4	4	2008-12	K24Z5	RER8ZWYCB4	9407	-	-	-	-	-	-	-	-	1.1 / 0.044
	2.4	4	2013-17	K24Z3	REA9WYPB4	9412	REA8PMPB5	OE207	-	-	REA8MCX	991	-	-	1.1 / 0.044
	2.7	6	1995-97	-	RC12WMPB4	9202	RC12PMPB4	7318	RC12PM-S	3318M	RC12MC4	318	-	-	1.1 / 0.044
	3.0	6	1998-02	J30A1	RC12WMPB4	9202	RC12PMPB4	7318	RC12PM-S	3318M	RC12MC4	318	-	-	1.1 / 0.044
	3.0	6	2003-07	J30A4	RC8ZWYPB4	9014	RC10ZPYPB4	7000	-	-	-	-	-	-	1.1 / 0.044
	3.5	6	2008-17	J35Z2, J35Y1	RER8ZWYCB4	9407	-	-	-	-	-	-	-	-	1.1 / 0.044
Accord Crosstour	3.5	6	2010-11	J35Z2, J35Y1	RER8ZWYCB4	9407	-	-	-	-	-	-	-	-	1.1 / 0.044
BR-V	1.5	4	2018-20	L15Z1	RC8WYPB4	9802	RC8PYP4	7345	RC8PYCBX	3070	RC8YC	337	-	-	1.1 / 0.044
City	1.5	4	2010-14	L15A7	RC8ZWYPB4	9812	RC8ZPYPB4	OE239	-	-	-	-	-	-	1.3 / 0.052
	1.5	4	2015-20	L15Z1	RC8WYPB4	9802	RC8PYP4	7345	RC8PYCBX	3070	RC8YC	337	-	-	1.1 / 0.044
Civic	1.3	4	2006-10	LDA2	REC8WYPB4	9033	REC10PYPB4	7975	REC10PY-S	3500	REC10YC4	975	-	-	1.1 / 0.044
	1.5	4	1993-95	D15B	RC12WMPB4	9202	RC12PMPB4	7318	RC12PM-S	3318M	RC12MC4	318	-	-	1.1 / 0.044
	1.5	4	2013-13	LEA2	REC8WYPB4	9033	REC10PYPB4	7975	REC10PY-S	3500	REC10YC4	975	-	-	1.1 / 0.044
	1.6	4	1993-00	B16A2, D16Y7	RC12WYPB4	9201	RC12PYP	7071	RC12PY-S	3071M	RC12YC	71	-	-	1.1 / 0.044
	1.7	4	2001-05	D17A1, A5, A9	RC12WMPB4	9202	RC12PMPB4	7318	RC12PM-S	3318M	RC12MC4	318	-	-	1.1 / 0.044
	1.8	4	2006-11	R18A2	RC8ZWYPB4	9812	RC10ZPYPB4	7000	-	-	-	-	-	-	1.1 / 0.044
	1.8	4	2012-15	R18Z1	RER8ZWYCB4	9407	-	-	-	-	-	-	-	-	1.1 / 0.044
	2.0	4	2002-06	-	RC8ZWYPB	9014	RC10ZPYPB4	7000	-	-	-	-	-	-	1.1 / 0.044
	2.0	4	2007-11	K20Z4	RC7WYPB4	9800	-	-	RC7PYCB	3068	RC7YCC	OE014	-	-	1.1 / 0.044
	2.0	4	2016-20	K20C2	REA9WYPB4	9412	REA8PMPB5	OE207	-	-	REA8MCX	991	-	-	1.1 / 0.044
	2.4	4	2012-15	K24Z7	RER8ZWYCB4	9407	-	-	-	-	-	-	-	-	1.1 / 0.044
Crosstour	3.5	6	2012-14	J35Y1	RER8ZWYCB4	9407	-	-	-	-	-	-	-	-	1.1 / 0.044

MODELO Y AÑOS				BUJIAS CHAMPION											
MARCA / MODELO	LTS.	CIL.	AÑO	DESC. MOTOR	CHAMPION IRIIDIUM	STK	DOUBLE PLATINUM	STK	PLATINUM POWER	STK	COPPER PLUS	STK	NICKEL	STK	CALIBRACIÓN (mm/pulg)
HONDA (cont.)															
CR-V	2.4	4	2002-09	K24A1, K24Z1	RC10ZWYPB4	9000	RC10ZYPB4	7000	-	-	-	-	-	-	1.1 / 0.044
	2.4	4	2010-14	K24Z6	RER8ZWYCB4	9407	-	-	-	-	-	-	-	-	1.1 / 0.044
	2.4	4	2015-19	K24W9	REA8WYPB4	9019	-	-	-	-	REA8MCX	991	-	-	1.1 / 0.044
CR-Z	1.5	4	2013-15	LEA1	RC11WYPB5	9008	RC10PYPB4	7546	RC10PY-S	3346M	RC9YC5	426	-	-	1.3 / 0.052
Element	2.4	4	2003-09	K24A4	RC10ZWYPB4	9000	RC10ZYPB4	7000	-	-	-	-	-	-	1.1 / 0.044
Fit	1.5	4	2006-14	L15A1, A7	RC8ZWYPB5	9813	RC10ZYPB4	7000	-	-	-	-	-	-	1.1 / 0.044
Odyssey	3.5	6	1999-04	J35A1	RC12WMPB4	9202	RC12PMPB4	7318	RC12PM-S	3318M	RC12MC4	318	-	-	1.1 / 0.044
	3.5	6	2005-10	J35A7	RC10ZWYPB4	9000	RC10ZYPB4	7000	-	-	-	-	-	-	1.1 / 0.044
	3.5	6	2011-18	J35Z8	RER8ZWYCB4	9407	-	-	-	-	-	-	-	-	1.1 / 0.044
Passport	2.6	4	1994-96	-	RN10WYPB5	9007	RN14PMP5	7031	RN14PMC3	3322	RN11YC4	322	-	-	1.1 / 0.044
	3.2	6	1994-97	-	RC10WYPB4	9001	RC10PYPB4	7546	RC10PY-S	3346M	RC10YC4	346	-	-	1.1 / 0.044
	3.2	6	1998-02	6VD1	RC12WYPB4	9201	RC12PYP	7071	RC12PY-S	3071M	RC12YC5	89	-	-	1.1 / 0.044
Pilot	3.5	6	2003-04	J35A4	RC12WMPB4	9202	RC12PMPB4	7318	RC12PM-S	3318M	RC12MC4	318	-	-	1.1 / 0.044
	3.5	6	2005-08	J35A9	RC10ZWYPB4	9000	RC10ZYPB4	7000	-	-	-	-	-	-	1.1 / 0.044
	3.5	6	2009-15	J35Z4	RER8ZWYCB4	9407	-	-	-	-	-	-	-	-	1.1 / 0.044
Ridgeline	3.5	6	2006-08	J35A9	RC10ZWYPB4	9000	RC10ZYPB4	7000	-	-	-	-	-	-	1.1 / 0.044
	3.5	6	2009-14	J35Z5	RER8ZWYCB4	9407	-	-	-	-	-	-	-	-	1.1 / 0.044
HUMMER															
H2	6.0	8	2005-07	LQ4	RS12WMPB4	9405	RS14PMP4	7015	RS14PM-S	3015M	RS12YC	401	-	-	1.0 / 0.040
	6.2	8	2008-09	L92	RS12WMPB4	9405	RS14PMP4	7015	RS14PM-S	3015M	RS12YC	401	-	-	1.0 / 0.040
H3	3.5	5	2006-06	L52	RES12WYPB4	9300	RES11PYP5	7437	RE10PM-S	3032M	-	-	-	-	1.1 / 0.044
	3.7	5	2007-10	LLR	RES12WYPB4	9300	RES11PYP5	7437	RE10PM-S	3032M	-	-	-	-	1.1 / 0.044
	5.3	8	2008-10	LH8	RS12WMPB4	9405	RS14PMP4	7015	RS14PM-S	3015M	RS12YC	401	-	-	1.0 / 0.040
H3T	3.7	5	2009-10	LLR	RES12WYPB4	9300	RES11PYP5	7437	RE10PM-S	3032M	-	-	-	-	1.1 / 0.044
	5.3	8	2009-09	LH8	RS12WMPB4	9405	RS14PMP4	7015	RS14PM-S	3015M	RS12YC	401	-	-	1.0 / 0.040
HYUNDAI															
Accent	1.6	4	2018-20	G4FG	RER11WMPB3	9060	-	-	-	-	RER8MC	445	-	-	1.0 / 0.040
Creta	1.6	4	2017-20	G4FG	RER8WMPB	9409	-	-	-	-	RER8MC	445	-	-	1.0 / 0.040
Elantra	1.8	4	2015-16	G4NB	RER8ZWYCB4	9407	-	-	-	-	RER8MC	445	-	-	1.1 / 0.044
	2.0	4	2017-20	G4NA	RER8WMPB	9409	-	-	-	-	RER8MC	445	-	-	1.1 / 0.044
Grand i10	1.2	4	2015-20	G4LA, G4AG	RER8WYPB4	9408	-	-	-	-	RER8YC	OE197	-	-	0.9 / 0.036
Ioniq	1.6	4	2018-20	G4LE	RER8WMPB	9409	-	-	-	-	RER8MC	445	-	-	1.0 / 0.040
ix35	2.0	4	2015-15	G4NA	RER8WMPB	9409	-	-	-	-	RER8MC	445	-	-	1.1 / 0.044
Santa Fe	2.0	4	2019-19	G4KH	-	-	REA4PMPB	7445	-	-	-	-	-	-	0.8 / 0.032
	2.7	6	2009-09	-	REC12WMPB5	9055	REC10PYPB4	7975	-	-	REC-12MCC4	446	-	-	1.1 / 0.044
	3.3	6	2009-09	-	RC10WYPB4	9001	RC10PYPB4	7546	RC10PY-S	3346M	RC10YC4	346	-	-	1.1 / 0.044
	3.3	6	2018-18	-	RER8WMPB	9409	-	-	-	-	RER8MC	445	-	-	1.1 / 0.044
Santa Fe Sport	2.0	4	2017-18	-	RER8WMPB	9409	-	-	-	-	RER8MC	445	-	-	0.9 / 0.036
Santa Fe XL	3.3	6	2019-19	-	RER8WMPB	9409	-	-	-	-	RER8MC	445	-	-	1.1 / 0.044
Sonata	2.0	4	2016-18	G4KH	RER8WMPB	9409	-	-	-	-	RER8MC	445	-	-	0.8 / 0.032
	2.4	4	2008-09	-	RC12WYPB4	9201	RC12PYP	7071	RC12PY-S	3071M	RC12YC5	89	-	-	1.1 / 0.044



MODELO Y AÑOS				BUJIAS CHAMPION											
MARCA / MODELO	LTS.	CIL.	AÑO	DESC. MOTOR	CHAMPION	STK	DOUBLE	STK	PLATINUM	STK	COPPER	STK	NICKEL	STK	CALIBRACIÓN
					IRIDIUM		PLATINUM		PLUS				(mm/pulg)		
HYUNDAI (cont.)															
Sonata	2.4	4	2015-18	G4KJ	RER8WMPB	9409	-	-	-	-	RER8MC	445	-	-	1.1 / 0.044
	3.3	6	2008-09	-	RC11WYPB4	9003	RC10PYPB4	7546	RC10PY-S	3346M	RC10YC4	346	-	-	1.1 / 0.044
Tucson	2.0	4	2016-20	G4NA	RER8WMPB	9409	-	-	-	-	RER8MC	445	-	-	1.1 / 0.044
	2.4	4	2019-20	G4KJ	RER8WMPB	9409	-	-	-	-	RER8MC	445	-	-	1.1 / 0.044
INFINITI															
FX35	3.5	6	2012-12	VQ35HR	REA9WYPB4	9412	REA8PMPB5	OE207	-	-	REA8MCX	991	-	-	1.1 / 0.044
FX37	3.7	6	2013-13	VQ37VHR	-	-	REA4PMPB4	7445	-	-	-	-	-	-	1.1 / 0.044
FX50	5.0	8	2012-13	VK50VE	REA9WYPB4	9412	REA8PMPB5	OE207	-	-	REA8MCX	991	-	-	1.1 / 0.044
G37	3.7	6	2012-13	VQ37VHR	-	-	REA4PMPB4	7445	-	-	-	-	-	-	1.1 / 0.044
I30	3.0	6	1998-01	VQ30DE	RC12WYPB4	9201	RC12PYP	7071	RC12PY-S	3071M	RC12YC	71	-	-	1.1 / 0.044
I35	3.5	6	2002-03	VQ35DE	REC10WYPB4	9006	REC10PYPB4	7975	REC10PY-S	3500	REC10YC4	975	-	-	1.1 / 0.044
JX35	3.5	6	2013-13	VQ35DE	REA9WYPB4	9412	REA8PMPB5	OE207	-	-	REA8MCX	991	-	-	1.1 / 0.044
M37	3.7	6	2012-13	VQ37VHR	-	-	REA4PMPB4	7445	-	-	-	-	-	-	1.1 / 0.044
M56	5.6	8	2012-13	VK56VD	REA9WYPB4	9412	REA8PMPB5	OE207	-	-	REA8MCX	991	-	-	1.1 / 0.044
Q45	4.1	8	1997-01	VH41DE	RC12WYPB4	9201	RC12PYP	7071	RC12PY-S	3071M	RC12YC	71	-	-	1.1 / 0.044
	4.5	8	1994-95	VH45DE	RC12WYPB4	9201	RC12PYP	7071	RC12PY-S	3071M	RC12YC	71	-	-	1.1 / 0.044
	4.5	8	2002-06	VK45DE	REC10WYPB4	9006	REC10PYPB4	7975	-	-	REC-12MCC4	446	-	-	1.1 / 0.044
Q50	3.0	6	2017-20	VR30DDTT	-	-	REA4PMPB4	7445	-	-	-	-	-	-	1.1 / 0.044
	3.5	6	2016-20	VQ35HR	REA9WYPB4	9412	REA8PMPB5	OE207	-	-	REA8MCX	991	-	-	1.1 / 0.044
	3.7	6	2016-18	VQ37VHR	-	-	REA4PMPB4	7445	-	-	-	-	-	-	1.1 / 0.044
Q60	3.0	6	2018-19	VR30DDTT	-	-	REA4PMPB4	7445	-	-	-	-	-	-	1.1 / 0.044
	3.7	6	2016-16	VQ37VHR	-	-	REA4PMPB4	7445	-	-	-	-	-	-	1.1 / 0.044
Q70	3.7	6	2016-19	VQ37VHR	-	-	REA4PMPB4	7445	-	-	-	-	-	-	1.1 / 0.044
	5.6	8	2016-19	VK56VD	REA9WYPB4	9412	REA8PMPB5	OE207	-	-	REA8MCX	991	-	-	1.1 / 0.044
QX56	5.6	8	2009-09	VK56VD	REC10WMPB4	9775	REC10PYPB4	7975	-	-	REC10YC4	975	-	-	1.1 / 0.044
	5.6	8	2012-13	VK56VD	REA9WYPB4	9412	REA8PMPB5	OE207	-	-	REA8MCX	991	-	-	1.1 / 0.044
QX60	2.5	4	2015-20	QR25DER	REA9WYPB4	9412	REA8PMPB5	OE207	-	-	REA8MCX	991	-	-	1.1 / 0.044
	3.5	6	2014-20	VQ35DE	REA9WYPB4	9412	REA8PMPB5	OE207	-	-	REA8MCX	991	-	-	1.1 / 0.044
QX70	3.7	6	2014-20	VQ37VHR	-	-	REA4PMPB4	7445	-	-	-	-	-	-	1.1 / 0.044
	5.0	8	2014-20	VK50VE	REA9WYPB4	9412	REA8PMPB5	OE207	-	-	REA8MCX	991	-	-	1.1 / 0.044
QX80	5.6	8	2014-20	VK56VD	REA9WYPB4	9412	REA8PMPB5	OE207	-	-	REA8MCX	991	-	-	1.1 / 0.044
JAC															
Frison	2.0	4	2019-20	-	REC10WMPB	9010	-	-	-	-	-	-	-	-	0.8 / 0.032
J4	1.5	4	2018-20	HFC4GB2.3D	REC10WMPB	9010	-	-	-	-	-	-	-	-	0.8 / 0.032
SEI 2	1.5	4	2018-20	HFC4GB2.3D	REC10WMPB	9010	-	-	-	-	-	-	-	-	0.8 / 0.032
SEI 3	1.6	4	2018-20	HFC4GB3-3D	REC10WMPB	9010	-	-	-	-	-	-	-	-	0.8 / 0.032
SEI 4	1.5	4	2020-20	-	REC10WMPB	9010	-	-	-	-	-	-	-	-	0.8 / 0.032
SEI 7	2.0	4	2019-20	HFC4GA3-4D	REC10WMPB	9010	-	-	-	-	-	-	-	-	0.8 / 0.032
JAGUAR															
E-Pace	2.0	4	2018-19	PT204	RES8WYPB3	9016	RES9PYP4	7004	-	-	-	-	-	-	0.8 / 0.032
F-Pace	2.0	4	2018-19	PT204	RES8WYPB3	9016	RES9PYP4	7004	-	-	-	-	-	-	0.8 / 0.032

MODELO Y AÑOS				BUJIAS CHAMPION											
MARCA / MODELO	LTS.	CIL.	AÑO	DESC. MOTOR	CHAMPION IRIIDIUM	STK	DOUBLE PLATINUM	STK	PLATINUM POWER	STK	COPPER PLUS	STK	NICKEL	STK	CALIBRACIÓN (mm/pulg)
JAGUAR (cont.)															
F-Type	2.0	4	2018-19	PT204	RES8WYPB3	9016	RES9PYP4	7004	-	-	-	-	-	-	0.8 / 0.032
	5.0	8	2018-19	AJ133G2	REA9WYPB4	9412	REA8PMPB5	OE207	-	-	REA8MCX	991	-	-	1.0 / 0.040
S-Type	3.0	6	2001-08	AJ-V6, FB	RS8WYPB5	9808	RS10PYP	7401	RS10PY-S	3408M	RS9YC	304	-	-	1.3 / 0.052
	4.0	8	1999-02	AJ-V8	RC12WYPB4	9201	RC12PYP	7071	RC12PY-S	3071M	RC12YC5	89	-	-	1.3 / 0.052
	4.2	8	2003-08	AJ8FT	RC12WYPB4	9201	RC12PYP	7071	RC12PY-S	3071M	RC12YC	71	-	-	1.0 / 0.040
XE	2.0	4	2016-19	PT204	RES8WYPB3	9016	RES9PYP4	7004	-	-	-	-	-	-	0.8 / 0.032
XF	2.0	4	2013-19	204PT	RES8WYPB3	9016	RES9PYP4	7004	-	-	-	-	-	-	0.8 / 0.032
	3.0	6	2012-16	AJ6WG	RS8WYPB5	9808	RS9PYP4	7304	-	-	-	-	-	-	1.3 / 0.052
	4.2	8	2009-10	SV8TS, SV82G	RC12WYPB4	9201	RC12PYP	7071	RC12PY-S	3071M	RC12YC5	89	-	-	1.3 / 0.052
	5.0	8	2010-12	508PN	REA9WYPB4	9412	REA8PMPB5	OE207	-	-	REA8MCX	991	-	-	1.0 / 0.040
XFR	5.0	8	2012-15	508PN / PS	REA9WYPB4	9412	REA8PMPB5	OE207	-	-	REA8MCX	991	-	-	1.0 / 0.040
XJ	5.0	8	2011-15	508PS	REA9WYPB4	9412	REA8PMPB5	OE207	-	-	REA8MCX	991	-	-	1.0 / 0.040
XJ8	4.0	8	1998-03	AJ-V8	RC12WYPB4	9201	RC12PYP	7071	RC12PY-S	3071M	RC12YC5	89	-	-	1.3 / 0.052
	4.2	8	2005-09	AJ8FT	RC12WYPB4	9201	RC12PYP	7071	RC12PY-S	3071M	RC12YC	71	-	-	1.0 / 0.040
XJR	4.0	8	1999-03	AJ-V8	RC12WYPB4	9201	RC12PYP	7071	RC12PY-S	3071M	RC12YC5	89	-	-	1.3 / 0.052
	4.2	8	2004-09	AJ8FT	RC12WYPB4	9201	RC12PYP	7071	RC12PY-S	3071M	RC12YC	71	-	-	1.0 / 0.040
XK	4.2	8	2007-07	AJ8FT	RC12WYPB4	9201	RC12PYP	7071	RC12PY-S	3071M	RC12YC	71	-	-	1.0 / 0.040
	5.0	8	2010-10	508PN	REA9WYPB4	9412	REA8PMPB5	OE207	-	-	REA8MCX	991	-	-	1.1 / 0.044
XK8	4.0	8	1998-02	CC, CE	RC12WYPB4	9201	RC12PYP	7071	RC12PY-S	3071M	RC12YC5	89	-	-	1.3 / 0.052
	4.2	8	2003-04	AJ8FT	RC12WYPB4	9201	RC12PYP	7071	RC12PY-S	3071M	RC12YC	71	-	-	1.0 / 0.040
XKR	4.0	8	2000-02	CC, CE	RC12WYPB4	9201	RC12PYP	7071	RC12PY-S	3071M	RC12YC5	89	-	-	1.3 / 0.052
	4.2	8	2003-09	AJ8FT	RC12WYPB4	9201	RC12PYP	7071	RC12PY-S	3071M	RC12YC	71	-	-	1.0 / 0.040
	5.0	8	2011-14	508PN	REA9WYPB4	9412	REA8PMPB5	OE207	-	-	REA8MCX	991	-	-	1.1 / 0.044
XKR-S	5.0	8	2014-14	508PN	REA9WYPB4	9412	REA8PMPB5	OE207	-	-	REA8MCX	991	-	-	1.1 / 0.044
X-Type	2.5	6	2001-05	XB (AJ-V6)	RS8WYPB5	9808	RS9PYP4	7304	RS12PY-S	3401M	RS9YC	304	-	-	1.3 / 0.052
	3.0	6	2001-08	AJ-V6	RS8WYPB5	9808	RS9PYP4	7304	RS12PY-S	3401M	RS9YC	304	-	-	1.3 / 0.052
JEEP															
Cherokee	2.4	4	2014-17	ED6, ED8	REC10WMPB4	9775	-	-	-	-	-	-	-	-	1.1 / 0.044
	2.5	4	1993-00	-	RC12WEPB5	9034	RC12PEPB5	7034	RC12PEC-S	3034M	RC12LYC	412	-	-	0.9 / 0.036
	3.2	6	2014-20	EHB	RER8ZWYCB4	9407	-	-	-	-	-	-	-	-	1.1 / 0.044
	4.0	6	1993-98	-	RC12WEPB5	9034	RC12PEPB5	7034	RC10PEC	3412	RC12LYC	412	-	-	0.9 / 0.036
	4.0	6	1999-01	ERH, MX	RC12WEPB5	9034	RC12PEPB5	7034	RC10PEC	3412	RC12ECC	438	-	-	0.9 / 0.036
Commander	3.7	6	2006-09	-	RC10WMPB4	9002	RC10PLPB4	7436	RC12PM-S	3318M	RC10MCC	347	-	-	1.1 / 0.044
	4.7	8	2006-07	EVA	RC12WMPB4	9202	RC12PMPB4	7318	RC12PM-S	3318M	RC12MCC4	439	-	-	1.0 / 0.040
	4.7	8	2008-08	EVA (2 bujías por cil.)	REC12WMPB5 Escape	9055	-	-	-	-	REC-12MCC4 Admisión	446	-	-	Admisión 1.0 mm Escape 1.3 mm
	5.7	8	2006-08	EZB (2 bujías por cil.)	RE14WMPB4	9403	RE14PMPB	7570	RE14PM-S	3570M	RE14MCC4	570	-	-	1.1 / 0.044
	5.7	8	2009-10	EZB (2 bujías por cil.)	REC12WMPB5	9055	-	-	-	-	REC-12MCC4	446	-	-	1.1 / 0.044
Compass	2.0	4	2007-09	-	RC12WMPB4	9202	RC12PMPB4	7318	RC12PM-S	3318M	RC12MC4	318	-	-	1.1 / 0.044
	2.4	4	2007-16	ED3	RC12WMPB4	9202	RC12PMPB4	7318	RC12PM-S	3318M	RC12MC4	318	-	-	1.1 / 0.044
	2.4	4	2017-20	ED6, EDD	REC10WMPB4	9775	-	-	-	-	REC-12MCC4	446	-	-	1.1 / 0.044



MODELO Y AÑOS				BUJIAS CHAMPION											
MARCA / MODELO	LTS.	CIL.	AÑO	DESC. MOTOR	CHAMPION IRIIDIUM	STK	DOUBLE PLATINUM	STK	PLATINUM POWER	STK	COPPER PLUS	STK	NICKEL	STK	CALIBRACIÓN (mm/pulg)
JEEP (cont.)															
Gladiator	3.6	6	2020-20	ERC	RER8ZWYCB4	9407	-	-	-	-	-	-	-	-	1.1 / 0.044
Grand Cherokee	3.6	6	2011-20	EZH	RER8ZWYCB4	9407	-	-	-	-	-	-	-	-	1.1 / 0.044
	3.7	6	2005-10	EKG	RC10WMPB4	9002	RC10PLPB4	7436	RC12PM-S	3318M	RC10MCC	347	-	-	1.1 / 0.044
	4.0	6	1993-98	ERH	RC12WEPB5	9034	RC12PEPB5	7034	RC10PEC	3412	RC12LYC	412	-	-	0.9 / 0.036
	4.0	6	1999-04	ERH	RC12WEPB5	9034	RC12PEPB5	7034	RC10PEC	3412	RC12ECC	438	-	-	0.9 / 0.036
	4.7	8	1999-07	EVA	RC12WMPB4	9202	RC12PMPB4	7318	RC12PM-S	3318M	RC12MCC4	439	-	-	1.0 / 0.040
	4.7	8	2008-09	EVA (2 bujías por cil.)	REC12WMPB5 Escape	9055	-	-	-	-	REC-12MCC4 Admisión	446	-	-	Admisión 1.0 mm Escape 1.3 mm
	5.2	8	1993-96	ELF	RC12WYPB4	9201	RC12PYP	7071	RC12PY-S	3071M	RC12YC	71	-	-	0.9 / 0.036
	5.2	8	1997-98	ELF	RC12WLPB4	9203	RC10PLPB4	7436	RC12PL-S	3436M	RC12LC4	436	-	-	1.0 / 0.040
	5.7	8	2005-08	EZB (2 bujías por cil.)	RE14WMPB4	9403	RE14PMPB	7570	RE14PM-S	3570M	RE14MCC4	570	-	-	1.1 / 0.044
	5.7	8	2009-20	EZH (2 bujías por cil.)	REC12WMPB5	9055	-	-	-	-	REC-12MCC4	446	-	-	1.1 / 0.044
	5.9	8	1998-98	-	RC12WLPB4	9203	RC10PLPB4	7436	RC12PL-S	3436M	RC12LC4	436	-	-	1.1 / 0.044
	6.1	8	2006-10	ESF (2 bujías por cil.)	RE14WMPB4	9403	RE14PMPB	7570	RE14PM-S	3570M	RE14MCC4	570	-	-	1.3 / 0.052
	6.2	8	2019-20	ESD (2 bujías por cil.)	REC8WMPB4	9044	REC7PMPB4	7418	-	-	-	-	-	-	0.8 / 0.032
6.4	8	2012-20	ESG (2 bujías por cil.)	-	-	RE10PMPB5	7032	RE10PM-S	3032M	-	-	-	-	1.1 / 0.044	
Grand Wagoneer	4.6	6	1984-84	-	RC12WYPB4	9201	RC12PYP	7071	RC12PY-S	3071M	RC12YC	71	-	-	0.9 / 0.036
	5.2	8	1993-93	-	RC12WYPB4	9201	RC12PYP	7071	RC12PY-S	3071M	RC12YC	71	-	-	0.9 / 0.036
Liberty	2.4	4	2003-05	-	RE14WMPB4	9403	RE14PMPB	7570	RE14PM-S	3570M	RE16MC	443	-	-	1.0 / 0.040
	3.7	6	2002-13	EKG	RC10WMPB4	9002	RC10PYPB4	7546	RC9PY-S	3344M	RC9MC4	434	-	-	1.1 / 0.044
Patriot	2.0	4	2007-09	-	RC12WMPB4	9202	RC12PMPB4	7318	RC12PM-S	3318M	RC12MC4	318	-	-	1.1 / 0.044
	2.4	4	2007-17	ED3, EDG	RC12WMPB4	9202	RC12PMPB4	7318	RC12PM-S	3318M	RC12MC4	318	-	-	1.1 / 0.044
Renegade	1.8	4	2017-20	EBF	RA8WHP	9701	-	-	-	RA8MCX4	OE196	-	-	1.0 / 0.040	
Wrangler	2.4	4	2003-06	ED1	RE14WMPB4	9403	RE14PMPB	7570	RE14PM-S	3570M	RE16MC	443	-	-	1.0 / 0.040
	2.5	4	1993-98	EPE	RC12WEPB5	9034	RC12PEPB5	7034	RC10PEC	3412	RC12LYC	412	-	-	0.9 / 0.036
	2.5	4	1999-02	EPE	RC12WEPB5	9034	RC12PEPB5	7034	RC10PEC	3412	RC12ECC	438	-	-	0.9 / 0.036
	3.6	6	2012-20	ERB, ERC	RER8ZWYCB4	9407	-	-	-	-	-	-	-	-	1.1 / 0.044
	3.8	6	2007-11	EGT	RE14WLPB5	9440	RE14PLP5	7440	-	-	-	-	-	-	1.3 / 0.052
	4.0	6	1993-06	S01	RC12WEPB5	9034	RC12PEPB5	7034	RC12PEC-S	3034M	RC12ECC	438	-	-	0.9 / 0.036
Wrangler JK	3.6	6	2018-18	ERB, ERC	RER8ZWYCB4	9407	-	-	-	-	-	-	-	-	1.1 / 0.044
KIA															
Forte	1.6	4	2019-20	G4FJ	RER8WMPB	9409	-	-	-	-	RER8MC	445	-	-	0.8 / 0.032
	2.0	4	2016-20	G4NA	RER8WMPB	9409	-	-	-	-	RER8MC	445	-	-	1.1 / 0.044
Niro	1.6	4	2017-20	G4LE	RER8WMPB	9409	-	-	-	-	RER8MC	445	-	-	1.0 / 0.040
Optima	2.0	4	2016-20	G4KH	RER8WMPB	9409	-	-	-	-	RER8MC	445	-	-	0.9 / 0.036
	2.4	4	2016-19	G4KJ	RER8WMPB	9409	-	-	-	-	RER8MC	445	-	-	1.1 / 0.044
Rio	1.6	4	2016-20	G4FG	RER8WMPB	9409	-	-	-	-	RER8MC	445	-	-	1.0 / 0.040
Sedona	3.3	6	2019-20	G6DF	RER8WMPB	9409	-	-	-	-	RER8MC	445	-	-	1.1 / 0.044
Sorento	2.0	4	2016-16	-	RER8WMPB	9409	-	-	-	-	RER8MC	445	-	-	0.9 / 0.036
	2.4	4	2017-20	G4KJ	RER8WMPB	9409	-	-	-	-	RER8MC	445	-	-	1.1 / 0.044
	3.3	6	2017-20	G6DH	RER8WMPB	9409	-	-	-	-	RER8MC	445	-	-	1.1 / 0.044

MODELO Y AÑOS				BUJIAS CHAMPION											
MARCA / MODELO	LTS.	CIL.	AÑO	DESC. MOTOR	CHAMPION	STK	DOUBLE	STK	PLATINUM	STK	COPPER	STK	NICKEL	STK	CALIBRACIÓN
					IRIDIUM		PLATINUM		PLUS				(mm/pulg)		
KIA (cont.)															
Soul	1.6	4	2016-20	G4FG	RER8WMPB	9409	-	-	-	-	RER8MC	445	-	-	1.0 / 0.040
	1.6	4	2016-20	Turbo TGDI	RER8WMPB	9409	-	-	-	-	-	-	-	-	0.8 / 0.032
	2.0	4	2016-20	G4NA, G4NH	RER8WMPB	9409	-	-	-	-	RER8MC	445	-	-	1.1 / 0.044
Sportage	2.0	4	2016-20	G4NA	RER8WMPB	9409	-	-	-	-	RER8MC	445	-	-	0.9 / 0.036
	2.4	4	2017-20	G4KJ	RER8WMPB	9409	-	-	-	-	RER8MC	445	-	-	1.1 / 0.044
	3.3	6	2016-16	-	RER8WMPB	9409	-	-	-	-	RER8MC	445	-	-	1.1 / 0.044
Stinger	2.0	4	2018-20	G4KL	RER8WMPB	9409	-	-	-	-	RER8MC	445	-	-	0.8 / 0.032
	3.3	6	2018-20	G6DP	RER8WMPB	9409	-	-	-	-	RER8MC	445	-	-	0.9 / 0.036
LAND ROVER															
Discovery	4.0	8	1997-02	35D, 56D, 94D	RC8WYPB4	9802	RC8PYPB4	7545	RC8PYCBX	3070	RC8YC	337	-	-	1.1 / 0.044
	4.6	8	2003-04	-	RC8WYPB4	9802	RC8PYPB4	7545	RC8PYCBX	3070	RC8YC	337	-	-	1.1 / 0.044
Discovery Sport	2.0	4	2015-17	204PT	RES8WYPB4	9299	RES9PYP4	7004	-	-	-	-	-	-	0.8 / 0.032
Freelander	1.8	4	1999-01	18K4F	RC8WYPB4	9802	RC8PYPB4	7545	RC8PYCBX	3070	RC8YC	337	-	-	1.1 / 0.044
	2.5	6	2002-06	KV6	RC8WYPB4	9802	RC8PYPB4	7545	RC8PYCBX	3070	RC8YC	337	-	-	1.1 / 0.044
LR2	2.0	4	2013-15	204PT	RES8WYPB3	9016	RES9PYP4	7004	-	-	RES9YCC4	OE031	-	-	0.8 / 0.032
	3.2	6	2008-12	B 6324 S	REC10WYPB4	9006	REC10PYPB4	7975	REC10PY-S	3500	REC10YC4	975	-	-	0.8 / 0.032
LR3	4.4	8	2005-08	448PN	RC12WYPB4	9201	RC12PYP	7071	RC12PY-S	3071M	RC12YC	71	-	-	1.0 / 0.040
LR4	5.0	8	2011-13	508PN	REA9WYPB4	9412	-	-	-	-	-	-	-	-	1.0 / 0.040
Range Rover	4.2	8	2006-09	AJ	RC10WYPB4	9001	RC10PYPB4	7546	RC10PY-S	3346M	RC10YC4	346	-	-	1.0 / 0.040
	4.4	8	2003-05	-	-	-	-	-	-	-	RC89TMC	OE120	-	-	0.8 / 0.032
	4.4	8	2006-09	448PN	RC10WYPB4	9001	RC10PYPB4	7546	RC10PY-S	3346M	RC10YC4	346	-	-	1.0 / 0.040
	4.6	8	1997-99	-	RN8WYPB3	9804	-	-	RN9PY-S	3415M	RN11YC4	322	-	-	1.0 / 0.040
	4.6	8	2000-01	-	RC12WYPB4	9201	RC12PYP	7071	RC12PY-S	3071M	RC12YC	71	-	-	1.0 / 0.040
5.0	8	2010-18	508PS	REA9WYPB4	9412	REA8PMPB5	OE207	-	-	REA8MCX	991	-	-	1.0 / 0.040	
Range Rover Evoque	2.0	4	2012-19	204PT	RES8WYPB3	9016	RES9PYP4	7004	-	-	RES9YCC4	OE031	-	-	0.8 / 0.032
Range Rover Sport	5.0	8	2012-19	508PS	REA9WYPB4	9412	REA8PMPB5	OE207	-	-	REA8MCX	991	-	-	1.0 / 0.040
Range Rover Velar	2.0	4	2018-19	204PT	RES8WYPB3	9016	RES9PYP4	7004	-	-	RES9YCC4	OE031	-	-	0.8 / 0.032
LINCOLN															
Aviator	3.0	6	2020-20	-	RES8WYPB3	9016	RES9PYP4	7004	-	-	-	-	-	-	0.8 / 0.032
	4.6	8	2003-05	-	RS12WYPB4	9204	RS12PYPB5	7963	RS12PY-S	3401M	RS12YC	401	-	-	1.5 / 0.060
Blackwood	5.4	8	2002-03	-	RS12WYPB4	9204	RS12PYPB5	7963	RS12PY-S	3401M	RS12YC	401	-	-	1.5 / 0.060
Continental	3.0	6	2018-20	-	RES8WYPB3	9016	RES9PYP4	7004	-	-	-	-	-	-	0.8 / 0.032
	3.8	6	1993-94	-	RS14WLPB6	9402	RS14ZYPB	7407	RS14ZPY-S	3407M	RS14LC	407	-	-	1.3 / 0.052
	4.6	8	1995-02	-	RS12WYPB4	9204	RS12PYPB5	7963	RS12PY-S	3401M	RS12YC	401	-	-	1.3 / 0.052
LS	3.0	6	2000-05	-	RS12WYPB4	9204	RS12PYPB5	7963	RS12PY-S	3401M	RS12YC	401	-	-	1.3 / 0.052
	3.9	8	2000-06	-	RC12WYPB4	9201	RC12PYP	7071	RC12PY-S	3071M	RC12YC	71	-	-	1.1 / 0.044
Mark LT	5.4	8	2006-07	-	-	-	-	7989	-	-	-	-	-	-	1.1 / 0.044
	5.4	8	2008-10	-	RET8ZWYPB	9406	RET9ZMPB	7406	-	-	-	-	-	-	1.1 / 0.044
Mark VIII	4.6	8	1993-98	-	RS12WYPB4	9204	RS12PYPB5	7963	RS12PY-S	3401M	RS12YC	401	-	-	1.3 / 0.052



MODELO Y AÑOS				BUJIAS CHAMPION											
MARCA / MODELO	LTS.	CIL.	AÑO	DESC. MOTOR	CHAMPION	STK	DOUBLE	STK	PLATINUM	STK	COPPER	STK	NICKEL	STK	CALIBRACIÓN
					IRIDIUM		PLATINUM		PLUS				(mm/pulg)		
LINCOLN (cont.)															
MKC	2.0	4	2018-19	-	RES8WYPB3	9016	RES9PYP4	7004	-	-	-	-	-	-	0.8 / 0.032
	2.3	4	2015-19	-	RES8WYPB3	9016	RES9PYP4	7004	-	-	-	-	-	-	0.8 / 0.032
MKS	3.5	6	2011-14	-	RES8WYPB3	9016	RES9PYP4	7004	RES8PYB5	3017	RES9YCC4	OE031	-	-	1.3 / 0.052
	3.7	6	2009-11	-	RES8WYPB3	9016	RES9PYP4	7004	RES8PYB5	3017	RES9YCC4	OE031	-	-	1.3 / 0.052
MKX	2.7	6	2016-18	-	RES8WYPB3	9016	RES9PYP4	7004	-	-	-	-	-	-	0.8 / 0.032
	3.5	6	2007-10	-	RE10WYPB5	9901	RES11PYP5	7437	RES8PYB5	3017	-	-	-	-	1.3 / 0.052
	3.7	6	2011-15	-	RE10WYPB5	9901	RES11PYP5	7437	RES8PYB5	3017	-	-	-	-	1.3 / 0.052
MKZ	2.0	4	2013-20	Turbo	RES8WYPB3	9016	RES9PYP4	7004	RES8PYB5	3017	RES9YCC4	OE031	-	-	0.8 / 0.032
	2.0	4	2013-20	-	RE10WYPB5	9901	RES9PYP4	7004	RE10PM-S	3032M	-	-	-	-	1.3 / 0.052
	3.0	6	2018-19	-	RES8WYPB3	9016	RES9PYP4	7004	RES8PYB5	3017	RES9YCC4	OE031	-	-	0.8 / 0.032
	3.5	6	2007-12	-	RE10WYPB5	9901	RES11PYP5	7437	RES8PYB5	3017	-	-	-	-	1.3 / 0.052
	3.7	6	2013-16	-	RE10WYPB5	9901	RES11PYP5	7437	RES8PYB5	3017	-	-	-	-	1.3 / 0.052
Nautilus	2.0	4	2019-20	-	RES8WYPB3	9016	RES9PYP4	7004	-	-	-	-	-	-	0.8 / 0.032
	2.7	6	2020-20	-	RES8WYPB3	9016	RES9PYP4	7004	-	-	-	-	-	-	0.8 / 0.032
Navigator	3.5	6	2015-20	-	RES8WYPB3	9016	RES9PYP4	7004	-	-	-	-	-	-	0.8 / 0.032
	5.4	8	1998-04	-	RS12WYPB4	9204	RS12PYPB5	7963	RS12PY-S	3401M	RS12YC	401	-	-	1.3 / 0.052
	5.4	8	2005-07	-	-	-	-	7989	-	-	-	-	-	-	1.1 / 0.044
	5.4	8	2008-14	-	RET8ZWYPB	9406	RET9ZPMPB	7406	-	-	-	-	-	-	1.1 / 0.044
Town Car	4.6	8	1991-95	-	RS14WYPB5	9404	RS12PYPB5	7963	RS14PY-S	3013M	RS14YC6	13	-	-	1.3 / 0.052
	4.6	8	1996-09	-	RS12WYPB4	9204	RS12PYPB5	7963	RS12PY-S	3401M	RS12YC	401	-	-	1.3 / 0.052
Zephyr	3.0	6	2006-06	-	RS12WYPB4	9204	RS12PYPB5	7963	RS12PY-S	3401M	RS12YC	401	-	-	1.3 / 0.052
MAZDA															
2	1.5	4	2012-14	ZY05,ZY66	RC10WYPB4	9001	RC10PYPB4	7546	RC10PY-S	3346M	RC10YC4	346	-	-	1.3 / 0.052
	1.5	4	2015-20	P5Y4, P5Y6	REA8WYPB4	9019	-	-	-	-	REA8MCX	991	-	-	1.1 / 0.044
3	2.0	4	2006-13	LF5H, LF5W	RES12WYPB4	9300	RES11PYP5	7437	RE10PM-S	3032M	-	-	-	-	1.3 / 0.052
	2.0	4	2014-18	PEY5, PEY7	REA8WYPB4	9019	-	-	-	-	REA8MCX	991	-	-	1.1 / 0.044
	2.3	4	2006-09	MZR	RES12WYPB4	9300	RES11PYP5	7437	RE10PM-S	3032M	-	-	-	-	1.3 / 0.052
	2.3	4	2006-09	Speed3 L3-VDT	RES8WYPB3	9016	RES9PYP4	7004	-	-	-	-	-	-	0.8 / 0.032
	2.3	4	2010-13	Speed3	RES8WYPB3	9016	RES9PYP4	7004	-	-	-	-	-	-	0.7 / 0.028
	2.5	4	2010-13	L5-VE	RES12WYPB4	9300	RES11PYP5	7437	RE10PM-S	3032M	-	-	-	-	1.3 / 0.052
	2.5	4	2014-20	PYY1	REA8WYPB4	9019	-	-	-	-	REA8MCX	991	-	-	1.1 / 0.044
	2.5	4	2014-20	PYY1	REA8WYPB4	9019	-	-	-	-	REA8MCX	991	-	-	1.1 / 0.044
5	2.3	4	2006-10	L3-V, L3X	RES12WYPB4	9300	RES11PYP5	7437	RE10PMC5	3032M	-	-	-	-	1.3 / 0.052
	2.5	4	2012-15	L5-VE	RES12WYPB4	9300	RES11PYP5	7437	RE10PMC5	3032M	-	-	-	-	1.3 / 0.052
6	2.3	4	2003-08	L3C1	RE10WYPB5	9901	RES11PYP5	7437	RE10PM-S	3032M	-	-	-	-	1.3 / 0.052
	2.5	4	2009-12	L5-VE	RES12WYPB4	9300	RES11PYP5	7437	RE10PM-S	3032M	-	-	-	-	1.3 / 0.052
	2.5	4	2013-20	PYY1, PYY3	REA8WYPB4	9019	-	-	-	-	REA8MCX	991	-	-	1.1 / 0.044
	3.0	6	2003-08	AJ	RS12WYPB4	9204	RS12PYPB5	7963	RS12PY-S	3401M	RS12YC	401	-	-	1.3 / 0.052
	3.7	6	2009-13	CAY1	RE10WYPB5	9901	RES9PYP4	7004	RES8PYB5	3017	-	-	-	-	1.1 / 0.044
626	2.0	4	1993-02	-	RC12WYPB4	9201	RC12PYP	7071	RC12PY-S	3071M	RC12YC	71	-	-	1.1 / 0.044
	2.5	6	1993-02	-	RC12WMPB4	9202	RC12PMPB4	7318	RC12PM-S	3318M	RC12MC4	318	-	-	1.1 / 0.044
B2300	2.3	4	1994-97	-	RS12WYPB4	9204	RS10PYP	7401	RS10PY-S	3408M	RS12YC	401	-	-	1.1 / 0.044
	2.3	4	2001-09	-	RS12WYPB4	9204	RS12PYPB5	7963	RS10PY-S	3408M	RS12YC	401	-	-	1.3 / 0.052

MODELO Y AÑOS				BUJIAS CHAMPION											
MARCA / MODELO	LTS.	CIL.	AÑO	DESC. MOTOR	CHAMPION IRIIDIUM	STK	DOUBLE PLATINUM	STK	PLATINUM POWER	STK	COPPER PLUS	STK	NICKEL	STK	CALIBRACIÓN (mm/pulg)
MAZDA (cont.)															
B2500	2.5	4	1998-01	-	RS14WYPB5	9404	RS14PYPB	7408	RS10PY-S	3408M	RS14YC	408	-	-	1.1 / 0.044
B3000	3.0	6	1994-05	-	RS12WYPB4	9204	RS12PYPB5	7963	RS12PY-S	3401M	RS12YC	401	-	-	1.3 / 0.052
B4000	4.0	6	1994-96	-	RS14WYPB5	9404	RS14PYPB5	7940	RS14PY-S	3013M	RS14YC6	13	-	-	1.3 / 0.052
	4.0	6	1997-00	-	RS12WYPB4	9204	RS12PYPB5	7963	RS12PY-S	3401M	RS12YC	401	-	-	1.3 / 0.052
	4.0	6	2001-05	-	RS14WLPB6	9402	RS14ZPYPB	7404	RS14ZPY-S	3407M	RS14LC	407	-	-	1.3 / 0.052
	4.0	6	2006-06	-	RS10ZWYPB5	9200	RS10ZPYPB5	7200	-	-	-	-	-	-	1.3 / 0.052
CX-3	2.0	4	2016-20	PEX0	REA8WYPB4	9019	-	-	-	-	REA8MCX	991	-	-	1.1 / 0.044
CX-5	2.0	4	2013-19	PEY4, PEY5, PE-VPS	REA8WYPB4	9019	-	-	-	-	REA8MCX	991	-	-	1.1 / 0.044
	2.5	4	2014-20	PY-VPS, PY-Y8	REA8WYPB4	9019	-	-	-	-	REA8MCX	991	-	-	1.1 / 0.044
CX-7	2.3	4	2010-12	L3K7	RES8WYPB4	9299	RES9PYP4	7004	-	-	-	-	-	-	0.7 / 0.028
	2.3	4	2007-09	Turbo L3-VDT	RES8WYPB3	9016	RES9PYP4	7004	-	-	-	-	-	-	0.8 / 0.032
	2.5	4	2010-12	L5-VE	RES12WYPB4	9300	RES11PYP5	7437	RE10PM-S	3032M	-	-	-	-	1.3 / 0.052
CX-9	3.5	6	2007-07	CYC4	RE10WYPB5	9901	RE10PMPB5	7032	RES8PYB5	3017	-	-	-	-	1.3 / 0.052
	3.7	6	2008-15	CA, CAY1, CAY5, CAY6	RE10WYPB5	9901	RE10PMPB5	7032	RE10PM-S	3032M	-	-	-	-	1.3 / 0.052
MX-5	2.0	4	2006-15	LFG7, LFG8, LFY7, LFZD	RE10WYPB5	9901	RES9PYP4	7004	RES8PYB5	3017	-	-	-	-	1.3 / 0.052
MX-5	2.0	4	2016-20	PEX4, PEX6	REA8WYPB4	9019	-	-	-	-	REA8MCX	991	-	-	1.1 / 0.044
MERCEDES BENZ															
A160	1.6	4	2000-05	M 166.960	RC8WYPB4	9802	RC8PYP4	7345	RC8PYCBX	3070	RC8VTC4	OE032	-	-	1.0 / 0.040
A190	1.9	4	2001-05	M 166.990	RC8WYPB4	9802	RC8PYP4	7345	RC8PYCBX	3070	RC8VTC4	OE032	-	-	1.0 / 0.040
B200	2.0	4	2006-11	M 266.960	KC8WYPB4	9805	-	-	-	-	-	-	-	-	0.9 / 0.036
	2.0	4	2006-11	Turbo M 266.980	RC11WYPB4	9003	RC10PYPB4	7546	RC10PY-S	3346M	RC10YC4	346	-	-	1.1 / 0.044
C180	1.8	4	2011-12	-	-	-	KER4PYPB	OE229	-	-	-	-	-	-	0.8 / 0.032
C200	1.8	4	2003-04	-	REC8WYPB4	9033	REC8PYPB	OE224	-	-	-	-	-	-	0.8 / 0.032
	1.8	4	2010-14	M 271.820	-	-	KER4PYPB	OE229	-	-	-	-	-	-	0.8 / 0.032
	2.0	4	2001-02	-	KC8WYPB4	9805	-	-	-	-	-	-	-	-	1.0 / 0.040
C220	2.2	4	1995-97	M 111.961	RC11WYPB4	9003	RC10PYPB4	7546	RC10PY-S	3346M	RC10YC4	346	-	-	1.1 / 0.044
C230	1.8	4	2004-05	M 271.948	-	-	KER4PYPB	OE229	-	-	-	-	-	-	0.8 / 0.032
	2.3	4	1996-00	M 111.974	RC8WYPB4	9802	RC8PYP4	7345	RC8PYCBX	3070	RC8VTC4	OE032	-	-	1.0 / 0.040
C240	2.6	6	2001-02	M 112.912	RC11WYPB4	9003	RC10PYPB4	7546	RC10PY-S	3346M	RC10YC4	346	-	-	1.1 / 0.044
C250	1.8	4	2012-15	M 271.860	-	-	KER4PYPB	OE229	-	-	-	-	-	-	0.8 / 0.032
	3.5	6	2012-12	-	-	-	KER4PYPB	OE229	-	-	-	-	-	-	0.8 / 0.032
C280	2.8	6	1995-00	M 104.941	RC11WYPB4	9003	RC10PYPB4	7546	RC10PY-S	3346M	RC10YC4	346	-	-	1.1 / 0.044
	3.0	6	2006-09	M 272.947	-	-	KER4PYPB	OE229	-	-	-	-	-	-	0.8 / 0.032
C300	3.0	6	2010-11	M 272.947	-	-	KER4PYPB	OE229	-	-	-	-	-	-	0.8 / 0.032
	3.5	6	2010-11	-	-	-	KER4PYPB	OE229	-	-	-	-	-	-	0.8 / 0.032
C32 AMG	3.2	6	2002-04	M 112.961	RC11WYPB4	9003	RC10PYPB4	7546	RC10PY-S	3346M	RC10YC4	346	-	-	1.1 / 0.044
C320	3.2	6	2001-05	M 112.946	RC11WYPB4	9003	RC10PYPB4	7546	RC10PY-S	3346M	RC10YC4	346	-	-	1.1 / 0.044
C350	3.5	6	2006-15	M 272.961	-	-	KER4PYPB	OE229	-	-	-	-	-	-	0.8 / 0.032
C36 AMG	3.6	6	1996-97	M 104.941	RC11WYPB4	9003	RC10PYPB4	7546	RC10PY-S	3346M	RC10YC4	346	-	-	1.1 / 0.044
C43 AMG	4.3	8	1998-00	M 113.944	RC11WYPB4	9003	RC10PYPB4	7546	RC10PY-S	3346M	RC10YC4	346	-	-	1.1 / 0.044
C55 AMG	5.4	8	2005-07	M 113.988	RC11WYPB4	9003	RC10PYPB4	7546	RC10PY-S	3346M	RC10YC4	346	-	-	1.1 / 0.044



MODELO Y AÑOS				BUJIAS CHAMPION											
MARCA / MODELO	LTS.	CIL.	AÑO	DESC. MOTOR	CHAMPION	STK	DOUBLE	STK	PLATINUM	STK	COPPER	STK	NICKEL	STK	CALIBRACIÓN
					IRIDIUM		PLATINUM		PLUS				(mm/pulg)		
MERCEDES BENZ (cont.)															
C63 AMG	6.2	8	2009-14	M 156.985	-	-	REA4PMPB4	OE233	-	-	-	-	-	-	1.1 / 0.044
CL500	5.0	8	1997-06	2 bujías por cil.	RC12WYPB4	9201	RC12PYP	7071	RC12PY-S	3071M	RC12YC	71	-	-	1.1 / 0.044
	5.5	8	2007-12	-	-	-	KER8PYPB	7019	-	-	-	-	-	-	0.8 / 0.032
CL55 AMG	5.4	8	2003-04	2 bujías por cil.	REC10WYPB4	9006	REC10PYPB4	7975	REC10PY-S	3500	REC10YC4	975	-	-	0.8 / 0.032
CL600	5.5	12	2003-13	2 bujías por cil.	RC8WYPB3	9801	-	-	RC9PY-S	3344M	RC9YC	344	-	-	0.7 / 0.028
	5.8	12	2001-02	2 bujías por cil.	RC10WYPB4	9001	RC10PYP4	7346	RC10PY-S	3346M	RC9YC4	430	-	-	1.0 / 0.040
	6.0	12	1997-99	2 bujías por cil.	RC12WYPB4	9201	RC12PYP	7071	RC12PY-S	3071M	RC12YC	71	-	-	0.8 / 0.032
CL63 AMG	6.2	8	2008-11	-	REA9WYPB4	9412	REA4PMPB4	7445	-	-	-	-	-	-	1.0 / 0.040
CL65 AMG	6.2	8	2009-09	-	REA9WYPB4	9412	REA4PMPB4	7445	-	-	-	-	-	-	1.0 / 0.040
CL65 AMG	6.0	12	2005-13	2 bujías por cil.	RC8WYPB3	9801	-	-	RC9PY-S	3344M	RC9YC	344	-	-	0.7 / 0.028
CLK280	3.0	6	2007-09	M 272.940	-	-	KER4PYPB	OE229	-	-	-	-	-	-	0.8 / 0.032
CLK320	3.2	6	1997-02	M 112.940	RC11WYPB4	9003	RC10PYPB4	7546	RC10PY-S	3346M	RC10YC4	346	-	-	1.1 / 0.044
	3.2	6	2003-05	M 112.955	RC11WYPB4	9003	RC10PYPB4	7546	RC10PY-S	3346M	RC10YC4	346	-	-	1.1 / 0.044
CLK350	3.5	6	2006-09	M 272.960	-	-	KER4PYPB	OE229	-	-	-	-	-	-	0.8 / 0.032
CLK430	4.3	8	1999-03	M 113.943	RC11WYPB4	9003	RC10PYPB4	7546	RC10PY-S	3346M	RC10YC4	346	-	-	1.1 / 0.044
CLK500	5.0	8	2003-06	M 113.968	RC11WYPB4	9003	RC10PYPB4	7546	RC10PY-S	3346M	RC10YC4	346	-	-	1.1 / 0.044
	5.5	8	2007-09	-	-	-	KER4PYPB	OE229	-	-	-	-	-	-	0.8 / 0.032
CLK55 AMG	5.4	8	2003-04	M 113.987	RC11WYPB4	9003	RC10PYPB4	7546	RC10PY-S	3346M	RC10YC4	346	-	-	1.1 / 0.044
CLK63 AMG	6.2	8	2008-09	M 156.982	-	-	REA4PMPB4	OE233	-	-	-	-	-	-	1.0 / 0.040
CLS350	3.5	6	2007-10	M 272.985	-	-	KER4PYPB	OE229	-	-	-	-	-	-	0.8 / 0.032
	5.5	8	2010-11	-	RER8WYPB4	9408	KER8PYPB	7019	-	-	-	-	-	-	0.8 / 0.032
CLS500	5.0	8	2005-06	-	RC11WYPB4	9003	RC10PYPB4	7546	RC10PY-S	3346M	RC10YC4	346	-	-	1.1 / 0.044
	5.5	8	2007-09	M 273.960	-	-	KER4PYPB	OE229	-	-	-	-	-	-	0.8 / 0.032
CLS55 AMG	5.4	8	2006-06	M 113.990	REC10WYPB4	9006	REC10PYPB4	7975	REC10PY-S	3500	REC10YC4	975	-	-	1.1 / 0.044
CLS63 AMG	6.2	8	2007-11	M 156.983	-	-	REA4PMPB4	OE233	-	-	-	-	-	-	1.0 / 0.040
E200	1.8	4	2012-13	M 271.820 / 860	-	-	KER4PYPB	OE229	-	-	-	-	-	-	0.8 / 0.032
E250	1.8	4	2011-16	M 271.860	-	-	KER4PYPB	OE229	-	-	-	-	-	-	0.8 / 0.032
	3.5	6	2011-12	-	RERWYPB4	9408	KER8PYPB	7019	-	-	-	-	-	-	0.8 / 0.032
	5.5	8	2011-12	-	RER8WYPB4	9408	KER8PYPB	7019	-	-	-	-	-	-	0.8 / 0.032
E280	2.8	6	1999-99	M 112.921	RC11WYPB4	9003	RC10PYPB4	7546	RC10PY-S	3346M	RC10YC4	346	-	-	1.1 / 0.044
	3.0	6	2007-09	-	-	-	KER4PYPB	OE229	-	-	-	-	-	-	0.8 / 0.032
E300	3.5	6	2010-10	-	RER8WYPB4	9408	KER8PYPB	7019	-	-	-	-	-	-	0.8 / 0.032
	5.5	8	2010-10	-	RER8WYPB4	9408	KER8PYPB	7019	-	-	-	-	-	-	0.8 / 0.032
E320	3.2	6	1996-02	M 112.941	RC11WYPB4	9003	RC10PYPB4	7546	RC10PY-S	3346M	RC10YC4	346	-	-	1.1 / 0.044
	3.2	6	2003-05	M 112.949	RC11WYPB4	9003	RC10PYPB4	7546	RC10PY-S	3346M	RC10YC4	346	-	-	1.1 / 0.044
E350	3.5	6	2006-13	M 272.964 / 982	-	-	KER4PYPB	OE229	-	-	-	-	-	-	0.8 / 0.032
E400	3.0	6	2014-17	M 276.820	-	-	KER4PYPB	OE229	-	-	-	-	-	-	0.8 / 0.032
E420	4.2	8	1994-99	M 119.985	RC11WYPB4	9003	RC10PYPB4	7546	RC10PY-S	3346M	RC10YC4	346	-	-	1.1 / 0.044
E430	4.3	8	1998-01	M 113.940	RC11WYPB4	9003	RC10PYPB4	7546	RC10PY-S	3346M	RC10YC4	346	-	-	1.1 / 0.044
E500	5.0	8	2002-06	M 113.967	RC11WYPB4	9003	RC10PYPB4	7546	RC10PY-S	3346M	RC10YC4	346	-	-	1.1 / 0.044
	5.5	8	2007-09	M 273.960	-	-	KER4PYPB	OE229	-	-	-	-	-	-	0.8 / 0.032
E55 AMG	5.4	8	2002-06	M 113.990	REC8WYPB4	9033	REC8PYPB	OE224	-	-	-	-	-	-	0.8 / 0.032
	5.5	8	1998-01	M 113.980	RC11WYPB4	9003	RC10PYPB4	7546	RC10PY-S	3346M	RC10YC4	346	-	-	1.1 / 0.044

MODELO Y AÑOS				BUJIAS CHAMPION											
MARCA / MODELO	LTS.	CIL.	AÑO	DESC. MOTOR	CHAMPION IRIDIUM	STK	DOUBLE PLATINUM	STK	PLATINUM POWER	STK	COPPER PLUS	STK	NICKEL	STK	CALIBRACIÓN (mm/pulg)
MERCEDES BENZ (cont.)															
E63 AMG	6.2	8	2007-11	M 156.985	-	-	REA4PMPB4	7445	-	-	-	-	-	-	1.1 / 0.044
G500	5.0	8	1999-08	M 113.962	RC11WYPB4	9003	RC10PYPB4	7546	RC10PY-S	3346M	RC10YC4	346	-	-	1.1 / 0.044
	5.5	8	2009-15	M 273.963 / 969	-	-	KER4PYPB	OE229	-	-	-	-	-	-	0.8 / 0.032
G55 AMG	5.4	8	2009-11	M 113.993	REC8WYPB4	9033	REC8PYPB	OE224	-	-	-	-	-	-	0.8 / 0.032
G65 AMG	6.0	12	2014-18	M 279.982	RC11WYPB4	9003	RC10PYPB4	7546	RC10PY-S	3346M	RC10YC4	346	-	-	1.1 / 0.044
GL450	4.7	8	2007-09	M 273.923	-	-	KER4PYPB	OE229	-	-	-	-	-	-	0.8 / 0.032
GL500	4.7	8	2013-15	-	-	-	KER4PYPB	OE229	-	-	-	-	-	-	0.8 / 0.032
	5.5	8	2008-12	M 273.963	-	-	KER4PYPB	OE229	-	-	-	-	-	-	0.8 / 0.032
GL550	5.5	8	2009-09	-	-	-	KER4PYPB	OE229	-	-	-	-	-	-	0.8 / 0.032
GLE500	4.6	8	2018-19	M 278.928	-	-	RERX5ZPYPB	7429	-	-	-	-	-	-	0.7 / 0.028
	4.7	8	2016-16	M 278.928	-	-	RERX5ZPYPB	7429	-	-	-	-	-	-	0.7 / 0.028
GLK280	3.0	6	2009-09	M 272.948	-	-	KER4PYPB	OE229	-	-	-	-	-	-	0.8 / 0.032
GLK300	3.0	6	2010-12	M 272.948	-	-	KER4PYPB	OE229	-	-	-	-	-	-	0.8 / 0.032
GLK350	3.5	6	2009-15	M 272.971	-	-	KER4PYPB	OE229	-	-	-	-	-	-	0.8 / 0.032
Maybach S600	6.0	12	2017-17	M 277.980	RC8WMPB4	9803	-	-	-	-	-	-	-	-	0.8 / 0.032
ML320	3.2	6	1998-02	M 112.942	RC11WYPB4	9003	RC10PYPB4	7546	RC10PY-S	3346M	RC10YC4	346	-	-	1.1 / 0.044
ML350	3.5	6	2006-10	M 272.967	-	-	KER4PYPB	OE229	-	-	-	-	-	-	0.8 / 0.032
	3.7	6	2003-05	M 112.970	RC11WYPB4	9003	RC10PYPB4	7546	RC10PY-S	3346M	RC10YC4	346	-	-	1.1 / 0.044
ML430	4.3	8	1998-01	M 113.942	RC11WYPB4	9003	RC10PYPB4	7546	RC10PY-S	3346M	RC10YC4	346	-	-	1.1 / 0.044
ML500	5.0	8	2002-07	M 113.964	RC11WYPB4	9003	RC10PYPB4	7546	RC10PY-S	3346M	RC10YC4	346	-	-	1.1 / 0.044
	5.5	8	2008-09	M 273.963	-	-	KER4PYPB	OE229	-	-	-	-	-	-	0.8 / 0.032
ML55 AMG	5.4	8	2002-03	M 113.981	RC11WYPB4	9003	RC10PYPB4	7546	RC10PY-S	3346M	RC10YC4	346	-	-	1.1 / 0.044
	5.5	8	2001-01	M 113.981	RC11WYPB4	9003	RC10PYPB4	7546	RC10PY-S	3346M	RC10YC4	346	-	-	1.1 / 0.044
ML550	5.5	8	2009-09	M 273.963	-	-	KER4PYPB	OE229	-	-	-	-	-	-	0.8 / 0.032
ML63 AMG	6.2	8	2007-11	M 156.980	-	-	REA4PMPB4	OE233	-	-	-	-	-	-	1.0 / 0.040
	6.3	8	2009-09	M 156.980	-	-	REA4PMPB4	OE233	-	-	-	-	-	-	1.0 / 0.040
R350	3.5	6	2008-13	M 272.967	-	-	KER4PYPB	OE229	-	-	-	-	-	-	0.8 / 0.032
R500	5.0	8	2006-08	M 113.971	RC11WYPB4	9003	RC10PYPB4	7546	RC10PY-S	3346M	RC10YC4	346	-	-	1.1 / 0.044
S420	4.2	8	1996-97	M 119.971	RC12WYPB4	9201	RC12PYP	7071	RC12PY-S	3071M	RC12YC	71	-	-	0.8 / 0.032
S430	4.3	8	1999-05	M 113.941	RC11WYPB4	9003	RC10PYPB4	7546	RC10PY-S	3346M	RC10YC4	346	-	-	1.1 / 0.044
S500	5.0	8	1996-06	M 113.960 / 966	RC11WYPB4	9003	RC10PYPB4	7546	RC10PY-S	3346M	RC10YC4	346	-	-	1.1 / 0.044
	5.5	8	2007-11	M 273.961	-	-	KER4PYPB	OE229	-	-	-	-	-	-	0.8 / 0.032
S55 AMG	5.4	8	2003-05	M 113.991	REC8WYPB4	9033	REC8PYPB	OE224	-	-	-	-	-	-	0.8 / 0.032
S600	5.5	12	2003-09	M 275.953	RC8WMPB4	9803	RC8PMP8	OE227	-	-	-	-	-	-	0.8 / 0.032
	5.8	12	2002-02	M 137.970	KC8WYPB4	9805	-	-	-	-	-	-	-	-	0.8 / 0.032
	6.0	12	1996-01	-	RC12WYPB4	9201	RC12PYP	7071	RC12PY-S	3071M	RC12YC	71	-	-	0.8 / 0.032
	6.0	12	2015-15	M 277.980	RC8WMPB4	9803	RC8PMP8	OE227	-	-	-	-	-	-	0.8 / 0.032
S600L	6.0	12	2016-20	M 277.980	RC8WMPB4	9803	RC8PMP8	OE227	-	-	-	-	-	-	0.8 / 0.032
S63 AMG	6.2	8	2009-13	M 156.984	-	-	REA4PMPB4	7445	-	-	-	-	-	-	1.0 / 0.040
S65 AMG	6.0	12	2005-09	M 275.982	RC8WMPB4	9803	RC8PMPB	OE227	-	-	-	-	-	-	0.8 / 0.032
	6.0	12	2015-19	M 279.980	RC8WMPB4	9803	RC8PMPB	OE227	-	-	-	-	-	-	0.8 / 0.032
S65L AMG	6.0	12	2016-17	M 279.980	RC8WMPB4	9803	RC8PMPB	OE227	-	-	-	-	-	-	0.8 / 0.032



MODELO Y AÑOS				BUJIAS CHAMPION											
MARCA / MODELO	LTS.	CIL.	AÑO	DESC. MOTOR	CHAMPION	STK	DOUBLE	STK	PLATINUM	STK	COPPER	STK	NICKEL	STK	CALIBRACIÓN
					IRIDIUM		PLATINUM		PLUS				(mm/pulg)		
MERCEDES BENZ (cont.)															
SL320	3.2	6	1996-97	M 104.991	RC11WYPB4	9003	RC10PYPB4	7546	RC10PY-S	3346M	RC10YC4	346	-	-	1.1 / 0.044
SL500	5.0	8	1996-06	M 113.961 / 963	RC11WYPB4	9003	RC10PYPB4	7546	RC10PY-S	3346M	RC10YC4	346	-	-	1.1 / 0.044
	5.5	8	2007-12	M 273.965	-	-	KER4PYPB	OE229	-	-	-	-	-	-	0.8 / 0.032
SL55 AMG	5.4	8	2003-07	M 113.992	REC8WYPB4	9033	REC8PYPB	OE224	-	-	-	-	-	-	0.8 / 0.032
	5.5	12	2008-08	M 113.992	REC8WYPB4	9033	REC8PYPB	OE224	-	-	-	-	-	-	0.8 / 0.032
SL60 AMG	6.0	8	1997-99	M 119.972 / 982	RC11WYPB4	9003	RC10PYPB4	7546	RC10PY-S	3346M	RC10YC4	346	-	-	1.1 / 0.044
SL600	5.5	12	2003-12	M 275.951 / 954	RC8WMPB4	9803	RC8PMPB	OE227	-	-	-	-	-	-	0.8 / 0.032
	6.0	12	1996-02	M 120.981 / 983	RC11WYPB4	9003	RC10PYPB4	7546	RC10PY-S	3346M	RC10YC4	346	-	-	1.1 / 0.044
SL63 AMG	6.2	8	2009-12	M 156.981	-	-	REA4PMPB4	7445	-	-	-	-	-	-	1.0 / 0.040
SL65 AMG	6.0	12	2005-09	M 275.981	RC8WMPB4	9803	RC8PMPB	OE227	-	-	-	-	-	-	0.8 / 0.032
SL65 AMG	6.0	12	2013-19	M 279.981	RC11WYPB4	9003	RC10PYPB4	7546	RC10PY-S	3346M	RC10YC4	346	-	-	1.1 / 0.044
SLK200	1.8	4	2005-10	M 271.944	RC11WYPB4	9003	RC10PYPB4	7546	RC10PY-S	3346M	RC10YC4	346	-	-	1.1 / 0.044
	1.8	4	2005-10	M 271.954	-	-	KER4PYPB	OE229	-	-	-	-	-	-	0.8 / 0.032
	1.8	4	2011-16	M 271.860 / 861	-	-	KER4PYPB	OE229	-	-	-	-	-	-	0.8 / 0.032
	2.0	4	2003-04	M 111.943	RC8WYPB4	9802	RC8PYP4	7345	RC8PYCBX	3070	RC8VTYC4	OE032	-	-	1.0 / 0.040
	2.0	4	2003-04	M 111.946	RC11WYPB4	9003	RC10PYPB4	7546	RC10PY-S	3346M	RC10YC4	346	-	-	1.1 / 0.044
	2.0	4	2003-04	M 111.958	KC8WYPB4	9805	-	-	-	-	-	-	-	-	1.1 / 0.044
SLK230	2.3	4	1997-00	M 111.973	RC8WYPB4	9802	RC8PYP4	7345	RC8PYCBX	3070	RC8VTYC4	OE032	-	-	1.0 / 0.040
	2.3	4	2001-04	M 111.983	KC8WYPB4	9805	-	-	-	-	-	-	-	-	1.1 / 0.044
SLK32 AMG	3.2	6	2002-04	M 112.960	RC11WYPB4	9003	RC10PYPB4	7546	RC10PY-S	3346M	RC10YC4	346	-	-	1.1 / 0.044
SLK320	3.2	6	2001-04	M 112.947	RC11WYPB4	9003	RC10PYPB4	7546	RC10PY-S	3346M	RC10YC4	346	-	-	1.1 / 0.044
SLK350	3.5	6	2005-16	M 272.963 / 969	-	-	KER4PYPB	OE229	-	-	-	-	-	-	0.8 / 0.032
SLK55 AMG	5.5	8	2005-11	M 113.989	RC11WYPB4	9003	RC10PYPB4	7546	RC10PY-S	3346M	RC10YC4	346	-	-	1.1 / 0.044
SLR MCLAREN	5.4	8	2007-09	2 bujías por cil.	REC8WYPB4	9033	REC8PYPB	OE224	-	-	-	-	-	-	0.8 / 0.032
MERCURY															
Cougar	2.0	4	1999-02	-	RE10WYPB5	9901	RES11PYP5	7437	RE10PM-S	3032M	-	-	-	-	1.3 / 0.052
	2.5	6	1999-02	-	RS12WYPB4	9204	RS12PYPB5	7963	RS10PY-S	3408M	RS12YC	401	-	-	1.3 / 0.052
	3.8	6	1993-97	-	RS14WLPB6	9402	RS14ZYPB	7407	RS14ZPY-S	3407M	RS14LC	407	-	-	1.3 / 0.052
	4.6	8	1994-97	-	RS12WYPB4	9204	RS12PYPB5	7963	RS10PY-S	3408M	RS12YC	401	-	-	1.3 / 0.052
	5.0	8	1993-93	-	-	-	RV17PMP4	7018	RV15PM-S	3018M	RV15YC4	18	-	-	1.3 / 0.052
Grand Marquis	4.6	8	1993-08	-	RS12WYPB4	9204	RS12PYPB5	7963	RS10PY-S	3408M	RS12YC	401	-	-	1.3 / 0.052
Marauder	4.6	8	2003-04	-	RS12WYPB4	9204	RS12PYPB5	7963	RS10PY-S	3408M	RS12YC	401	-	-	1.3 / 0.052
Mariner	2.3	4	2005-08	-	RS12WYPB4	9204	RS12PYPB5	7963	RS12PY-S	3401M	RS12YC	401	-	-	1.3 / 0.052
	2.5	4	2009-09	-	RE10WYPB5	9901	RES11PYP5	7437	RE10PM-S	3032M	-	-	-	-	1.3 / 0.052
	3.0	6	2005-11	-	RS12WYPB4	9204	RS12PYPB5	7963	RS12PY-S	3401M	RS12YC	401	-	-	1.2 / 0.048
Milan	2.3	4	2006-09	-	RE10WYPB5	9901	RES11PYP5	7437	RE10PM-S	3032M	-	-	-	-	1.3 / 0.052
	3.0	6	2006-09	-	RS12WYPB4	9204	RS12PYPB5	7963	RS12PY-S	3401M	RS12YC	401	-	-	1.3 / 0.052
Montego	3.0	6	2005-07	-	RS12WYPB4	9204	RS12PYPB5	7963	RS12PY-S	3401M	RS12YC	401	-	-	1.3 / 0.052
Monterey	4.2	6	2004-07	-	RS14WYPB5	9404	RS14PYPB5	7940	RS14PY-S	3013M	RS14YC6	13	-	-	1.3 / 0.052
Mountaineer	4.0	6	1998-05	-	RS12WYPB4	9204	RS12PYPB5	7963	RS12PY-S	3401M	RS12YC	401	-	-	1.3 / 0.052
	4.0	6	2006-09	-	RS10ZWYPB5	9200	RS10ZYPB5	7200	-	-	-	-	-	-	1.3 / 0.052

MODELO Y AÑOS				BUJIAS CHAMPION											
 MARCA / MODELO	LTS.	CIL.	AÑO	DESC. MOTOR	CHAMPION	STK	DOUBLE	STK	PLATINUM	STK	COPPER	STK	NICKEL	STK	CALIBRACIÓN
					IRIDIUM		PLATINUM		PLUS				(mm/pulg)		
MERCURY (cont.)															
Mountaineer	4.6	8	2002-05	-	RS12WYPB4	9204	RS12PYPB5	7963	RS10PY-S	3408M	RS12YC	401	-	-	1.3 / 0.052
	4.6	8	2006-07	-	-	-	-	7989	-	-	-	-	-	-	1.1 / 0.044
	5.0	8	1997-01	-	RS14WYPB5	9404	RS14PYPB5	7940	RS14PY-S	3013M	RS14YC6	13	-	-	1.3 / 0.052
Mystique	2.0	4	1995-00	-	RE10WYPB5	9901	RES11PYP5	7437	RE10PM-S	3032M	-	-	-	-	1.3 / 0.052
	2.5	6	1995-00	-	RS14WYPB5	9404	RS14PYPB5	7940	RS14PY-S	3013M	RS14YC6	13	-	-	1.3 / 0.052
Sable	3.0	6	1993-05	-	RS12WYPB4	9204	RS12PYPB5	7963	RS12PY-S	3401M	RS12YC	401	-	-	1.1 / 0.044
	3.5	6	2009-09	-	RE10WYPB5	9901	RES11PYP5	7437	RES8PYB5	3017	-	-	-	-	1.3 / 0.052
	3.8	6	1993-95	-	RS14WLPB6	9402	RS14ZYPB	7407	RS14ZPY-S	3407M	RS14LC	407	-	-	1.3 / 0.052
Topaz	2.3	4	1993-94	-	RS14WYPB5	9404	RS14PYPB5	7940	RS14PY-S	3013M	RS14YC6	13	-	-	1.3 / 0.052
	3.0	6	1993-94	-	RS12WYPB4	9204	RS12PYPB5	7963	RS12PY-S	3401M	RS12YC	401	-	-	1.1 / 0.044
Tracer	1.8	4	1993-96	-	RC12WYPB4	9201	RC12PYP	7071	RC12PY-S	3071M	RC12YC5	89	-	-	1.1 / 0.044
	1.9	4	1993-96	-	RS10ZWYPB5	9200	RS10ZPYPB5	7200	-	-	-	-	-	-	1.3 / 0.052
	2.0	4	1997-99	-	RS10ZWYPB5	9200	RS10ZPYPB5	7200	-	-	-	-	-	-	1.3 / 0.052
Villager	3.0	6	1993-98	-	RC12WYPB4	9201	RC12PYP	7071	RC12PY-S	3071M	RC12YC	71	-	-	0.8 / 0.032
	3.3	6	1999-02	-	RC12WYPB4	9201	RC12PYP	7071	RC12PY-S	3071M	RC12YC5	89	-	-	1.1 / 0.044
MINI															
Cooper	1.5	3	2014-20	B36 A15 A, B38 A15 A	RERX4ZWYPB	OE245	-	-	-	-	-	-	-	-	0.8 / 0.032
	1.6	4	2002-06	W10 B16 A	RC8WMPB4	9803	-	-	RC9QMP	488	RC8QMC	OE218	-	-	0.8 / 0.032
	1.6	4	2002-06	S, JCW, W11 B16 A	RC8WMPB4	9803	-	-	RC9QMP	488	RC8QMC	OE218	-	-	0.8 / 0.032
	1.6	4	2007-15	JCW N14 / N18 B16 C	-	-	RERX4PMPB	OE205	-	-	-	-	-	-	0.8 / 0.032
	1.6	4	2007-15	N12 B16 A, N16 B16 A	-	-	RERX4PMPB	OE205	-	-	-	-	-	-	0.8 / 0.032
	1.6	4	2007-15	S N18 B16 A	-	-	RERX4PMPB	OE205	-	-	-	-	-	-	0.8 / 0.032
	1.6	4	2016-18	N12 B16 A, N16 B16 A	RERX4ZWYPB	OE245	-	-	-	-	-	-	-	-	0.8 / 0.032
	2.0	4	2014-20	S B46 A20 A, B48 A20 A, F	RERX4ZWYPB	OE245	-	-	-	-	-	-	-	-	0.8 / 0.032
	2.0	4	2014-20	JCW GP B48 A20E	RERX4ZWYPB	OE245	-	-	-	-	-	-	-	-	0.8 / 0.032
	2.0	4	2014-20	JCW B46 A20B, B48 A20B	RERX4ZWYPB	OE245	-	-	-	-	-	-	-	-	0.8 / 0.032
Cooper Clubman	1.5	3	2018-20	B36 A15 A, B38 A15 A	RERX4ZWYPB	OE245	-	-	-	-	-	-	-	-	0.8 / 0.032
	2.0	4	2017-20	B46 A20 A, B48 A20 A, F	RERX4ZWYPB	OE245	-	-	-	-	-	-	-	-	0.8 / 0.032
Cooper Countryman	1.5	3	2018-20	B36 A15 A, B38 A15 A, F	RERX4ZWYPB	OE245	-	-	-	-	-	-	-	-	0.8 / 0.032
	1.6	4	2011-16	S N18 B16 A	-	-	RERX4PMPB	OE205	-	-	-	-	-	-	0.8 / 0.032
	1.6	4	2011-16	JCW N18 B16 C	-	-	RERX4PMPB	OE205	-	-	-	-	-	-	0.8 / 0.032
	1.6	4	2017-18	JCW	RERX4ZWYPB	OE245	-	-	-	-	-	-	-	-	0.8 / 0.032
	2.0	4	2018-20	S B46 A20 A, B48 A20 A	RERX4ZWYPB	OE245	-	-	-	-	-	-	-	-	0.8 / 0.032
	2.0	4	2018-20	JCW B48 A20 B, E	RERX4ZWYPB	OE245	-	-	-	-	-	-	-	-	0.8 / 0.032
Cooper Paceman	1.6	4	2013-16	N18 B16 A	-	-	RERX4PMPB	OE205	-	-	-	-	-	-	0.8 / 0.032
	1.6	4	2013-16	JCW N18 B16 C	-	-	RERX4PMPB	OE205	-	-	-	-	-	-	0.8 / 0.032



MODELO Y AÑOS				BUJIAS CHAMPION											
MARCA / MODELO	LTS.	CIL.	AÑO	DESC. MOTOR	CHAMPION IRIIDIUM		DOUBLE PLATINUM		PLATINUM POWER		COPPER PLUS		NICKEL		CALIBRACIÓN (mm/pulg)
					STK		STK		STK		STK		STK		
MITSUBISHI															
ASX	2.0	4	2013-15	4B11, 4J11	RC8WYPB4	9802	RC8PYPB4	7545	RC8PYCBX	3070	RC8YC	337	-	-	1.1 / 0.044
Eclipse	1.8	4	1993-94	-	RN8WYPB3	9804	RN9PYP	7415	RN9PY-S	3415M	RN9YC4	301	-	-	1.1 / 0.044
	2.0	4	1993-99	-	RN8WYPB3	9804	RN9PYP	7415	RN9PY-S	3415M	RN9YC4	301	-	-	1.1 / 0.044
	2.4	4	1996-05	-	RC12WYPB4	9201	RC12PYP	7071	RC12PY-S	3071M	RC12YC	71	-	-	1.1 / 0.044
	2.4	4	2006-09	-	REC10WMPB	9010	-	-	-	-	-	-	-	-	0.8 / 0.032
	3.0	6	2000-05	6G72	RC10WYPB4	9001	RC10PYPB4	7546	RC10PY-S	3346M	RC10YC4	346	-	-	1.1 / 0.044
	3.8	6	2006-12	6G75	RC8WYPB3	9801	RC10PYP4	7346	RC9PY-S	3344M	RC9YC	344	-	-	0.8 / 0.032
Endeavor	3.8	6	2004-11	6G75	RC12WYPB4	9201	RC12PYP	7071	RC12PY-S	3071M	RC12YC	71	-	-	1.1 / 0.044
Galant	2.4	4	1994-03	-	RC12WYPB4	9201	RC12PYP	7071	RC12PY-S	3071M	RC12YC	71	-	-	1.1 / 0.044
	2.4	4	2004-09	-	REC10WMPB	9010	-	-	-	-	-	-	-	-	0.8 / 0.032
	3.0	6	1999-03	6G72	RC10WYPB4	9001	RC10PYPB4	7546	RC12PY-S	3346M	RC10YC4	346	-	-	1.1 / 0.044
	3.8	6	2004-09	6G75	RC10WYPB4	9001	RC10PYPB4	7546	RC12PY-S	3346M	RC10YC4	346	-	-	1.1 / 0.044
Grandis	2.4	4	2007-09	4G69	REC10WYPB4	9006	REC10PYPB4	7975	REC10PY-S	3500	REC10YC4	975	-	-	1.1 / 0.044
L200	2.4	4	2008-15	4G64	RC10WYPB4	9001	RC10PYPB4	7546	RC10PY-S	3346M	RC10YC4	346	-	-	1.1 / 0.044
	2.4	4	2016-20	4G64	RC12WYPB4	9201	RC12PYP	7071	RC12PY-S	3071M	RC12YC	71	-	-	1.1 / 0.044
Lancer	2.0	4	2004-16	4G94, 4B11	RC10WYPB4	9001	RC10PYPB4	7546	RC10PY-S	3346M	RC10YC4	346	-	-	1.1 / 0.044
	2.4	4	2005-06	-	REC10WYPB4	9006	REC10PYPB4	7975	REC10PY-S	3500	REC10YC4	975	-	-	1.1 / 0.044
	2.4	4	2009-15	4B12	RC12WYPB4	9201	RC12PYP	7071	RC12PY-S	3071M	RC12YC	71	-	-	1.1 / 0.044
Mirage	1.2	3	2015-20	3A92	REC10WYPB4	9006	REC10PYPB4	7975	REC10PY-S	3500	REC10YC4	975	-	-	1.1 / 0.044
Mirage G4	1.2	3	2019-19	3A92	REC10WYPB4	9006	REC10PYPB4	7975	REC10PY-S	3500	REC10YC4	975	-	-	1.1 / 0.044
Montero	3.8	6	2003-19	6G75	RC10WYPB4	9001	RC10PYPB4	7546	RC10PY-S	3346M	RC10YC4	346	-	-	0.8 / 0.032
Montero Sport	3.0	6	2012-20	6B31	RER8WYPB4	9408	-	-	-	-	-	-	-	-	1.1 / 0.044
	3.5	6	2003-10	6G74	RC8WYPB4	9802	RC8PYP4	7345	RC8PYCBX	3070	-	-	-	-	0.8 / 0.032
Outlander	2.0	4	2019-20	PHEV	RC9WMPB4	9806	-	-	-	-	-	-	-	-	1.1 / 0.044
	2.4	4	2004-06	4G69	REC10WMPB	9010	REC7PMPB4	7418	-	-	-	-	-	-	0.8 / 0.032
	2.4	4	2008-13	4B12	RC10WYPB4	9001	RC10PYPB4	7546	RC10PY-S	3346M	RC10YC4	346	-	-	1.1 / 0.044
	2.4	4	2014-19	4J12	RER8ZWYCB4	9407	-	-	-	-	-	-	-	-	1.1 / 0.044
	3.0	6	2007-13	6B31	RER8WMPB	9409	-	-	-	-	RER8MC	445	-	-	0.8 / 0.032
Raider	3.7	6	2006-07	-	RC10WMPB4	9002	RC10PYPB4	7546	RC9PY-S	3344M	RC9MC4	434	-	-	1.1 / 0.044
	4.7	8	2006-06	-	RC12WMPB4	9202	RC12PMPB4	7318	RC12PM-S	3318M	RC12MCC4	439	-	-	1.0 / 0.040
Space Star	1.8	4	2003-04	4G93	RC8WYPB4	9802	RC8PYPB4	7545	RC8PYCBX	3070	RC8YC	337	-	-	1.1 / 0.044
NISSAN															
200SX	1.6	4	1995-98	-	RC12WYPB4	9201	RC12PYP	7071	RC12PY-S	3071M	RC12YC	71	-	-	1.1 / 0.044
	2.0	4	1995-98	SR20DE	RC10WYPB4	9001	RC10PYP4	7346	RC9PY-S	3344M	RC9YC4	430	-	-	1.1 / 0.044
240SX	2.4	4	1993-98	KA24DE	RC12WYPB4	9201	RC12PYP	7071	RC12PY-S	3071M	RC12YC	71	-	-	1.1 / 0.044
300ZX	3.0	6	1991-96	NA	RC12WYPB4	9201	RC12PYP	7071	RC12PY-S	3071	RC12YC	71	-	-	1.1 / 0.044
	3.0	6	1991-96	VG30DETT	RC10ZWYPB4	9000	RC10ZPYPB4	7000	-	-	-	-	-	-	1.1 / 0.044
350Z	3.5	6	2003-06	VQ35DE	REC12WMPB5	9055	REC10PYPB4	7975	-	-	REC-12MCC4	446	-	-	1.1 / 0.044
	3.5	6	2007-08	VQ35HR	REA9WYPB4	9412	REA8PMPB5	OE207	-	-	REA8MCX	991	-	-	1.1 / 0.044
370Z	3.7	6	2009-20	VQ37VHR	-	-	REA4PMPB4	7445	-	-	-	-	-	-	1.1 / 0.044
Almera	1.8	4	2001-05	QG18DE	RC12WYPB4	9201	RC12PYP	7071	RC12PY-S	3071M	RC12YC	71	-	-	1.1 / 0.044

MODELO Y AÑOS				BUJIAS CHAMPION											
MARCA / MODELO	LTS.	CIL.	AÑO	DESC. MOTOR	CHAMPION IRIIDIUM	STK	DOUBLE PLATINUM	STK	PLATINUM POWER	STK	COPPER PLUS	STK	NICKEL	STK	CALIBRACIÓN (mm/pulg)
NISSAN (cont.)															
Altima	2.4	4	1993-01	KA24DE	RC12WYPB4	9201	RC12PYP	7071	RC12PY-S	3071M	RC12YC	71	-	-	1.1 / 0.044
	2.5	4	2002-06	QR25DE	REC10WYPB4	9006	REC10PYPB4	7975	-	-	REC10YC4	975	-	-	1.1 / 0.044
	2.5	4	2007-12	QR25DE	REA9WYPB4	9412	REA8PMPB5	OE207	-	-	REA8MCX	991	-	-	1.1 / 0.044
	3.5	6	2002-06	VQ35DE	REC10WYPB4	9006	REC10PYPB4	7975	-	-	REC10YC4	975	-	-	1.1 / 0.044
	3.5	6	2007-17	VQ35DE	REA9WYPB4	9412	REA8PMPB5	OE207	-	-	REA8MCX	991	-	-	1.1 / 0.044
Aprio	1.6	4	2008-10	K4M	RC8WYPB4	9802	-	-	-	-	RC87YCL	OE033	-	-	1.1 / 0.044
Armada	5.6	8	2005-15	VK56DE	REC12WMPB5	9055	REC10PYPB4	7975	-	-	REC-12MCC4	446	-	-	1.1 / 0.044
	5.6	8	2017-19	VK56VD	REA9WYPB4	9412	REA8PMPB5	OE207	-	-	REA8MCX	991	-	-	1.1 / 0.044
D21	2.4	4	1993-94	KA24E	RC12WYPB4	9201	RC12PYP	7071	RC12PY-S	3071M	RC12YC	71	-	-	1.1 / 0.044
	3.0	6	1993-94	-	RC10WMPB4	9002	RC10PYPB4	7546	RC9PY-S	3344M	RC9MCC	97	-	-	0.8 / 0.032
Frontier	2.4	4	1998-15	KA24DE	RC12WYPB4	9201	RC12PYP	7071	RC12PY-S	3071M	RC12YC	71	-	-	1.1 / 0.044
	2.5	4	2005-09	-	REA9WYPB4	9412	REA8PMPB5	OE207	-	-	REA8MCX	991	-	-	1.1 / 0.044
	3.3	6	1999-04	VG33E	RC12WYPB4	9201	RC12PYP	7071	RC12PY-S	3071M	RC12YC	71	-	-	1.1 / 0.044
	4.0	6	2005-06	-	REC10WYPB4	9006	REC10PYPB4	7975	-	-	REC10YC4	975	-	-	1.1 / 0.044
	4.0	6	2007-19	VQ40	REC12WMPB5	9055	-	-	-	-	REC-12MCC4	446	-	-	1.1 / 0.044
GT-R	3.8	6	2017-18	VR38DETT	-	-	REA4PMPB4	7445	-	-	-	-	-	-	0.8 / 0.032
Hikari	1.6	4	1988-92	GA16i	-	-	-	-	-	-	N12YC	38	-	-	0.9 / 0.036
Juke	1.6	4	2012-17	MR16DDT	REA9WYPB4	9412	REA8PMPB5	OE207	-	-	REA8MCX	991	-	-	0.9 / 0.036
Kicks	1.6	4	2017-20	HR16DE	REA9WYPB4	9412	REA8PMPB5	OE207	-	-	REA8MCX	991	-	-	1.1 / 0.044
Lucino	1.6	4	1996-00	SR16VE	RC12WYPB4	9201	RC12PYP	7071	RC12PY-S	3071M	RC12YC	71	-	-	1.1 / 0.044
	2.0	4	1996-00	SR20DE	RC12WYPB4	9201	RC12PYP	7071	RC12PY-S	3071M	RC12YC	71	-	-	1.1 / 0.044
March	1.6	4	2012-20	HR16DE	REA9WYPB4	9412	REA8PMPB5	OE207	-	-	REA8MCX	991	-	-	1.1 / 0.044
Maxima	3.0	6	1991-01	VQ30DE	RC12WYPB4	9201	RC12PYP	7071	RC12PY-S	3071M	RC12YC	71	-	-	1.1 / 0.044
	3.5	6	2002-08	VQ35DE	REC12WMPB5	9055	REC10PYPB4	7975	-	-	REC-12MCC4	446	-	-	1.1 / 0.044
	3.5	6	2009-19	VQ35DE	REA9WYPB4	9412	REA8PMPB5	OE207	-	-	REA8MCX	991	-	-	1.1 / 0.044
Micra	1.4	4	2005-07	CR14DE	REC10WYPB4	9006	REC10PYPB4	7975	REC10PY-S	3500	REC10YC4	975	-	-	1.1 / 0.044
Murano	3.5	6	2004-08	VQ35DE	REC12WMPB5	9055	REC10PYPB4	7975	-	-	REC-12MCC4	446	-	-	1.1 / 0.044
	3.5	6	2009-19	VQ35DE	REA9WYPB4	9412	REA8PMPB5	OE207	-	-	REA8MCX	991	-	-	1.1 / 0.044
Note	1.6	4	2014-19	HR16DE	REA12WMPB4	9410	REA8PMPB5	OE207	-	-	REA8MCX	991	-	-	1.1 / 0.044
NP300	2.4	4	2010-15	KA24DE	RC12WYPB4	9201	RC12PYP	7071	RC12PY-S	3071M	RC12YC	71	-	-	1.1 / 0.044
NV2500	4.0	6	2013-15	VQ40DE	REC12WMPB5	9055	-	-	-	-	REC-12MCC4	446	-	-	1.1 / 0.044
	5.6	8	2013-13	VK56DE	REC12WMPB5	9055	-	-	-	-	REC-12MCC4	446	-	-	1.1 / 0.044
NV350 Urvan	2.5	4	2014-17	QR25DE	REA9WYPB4	9412	REA8PMPB5	OE207	-	-	REA8MCX	991	-	-	1.1 / 0.044
Pathfinder	3.3	6	1997-00	VG33E	RC12WYPB4	9201	RC12PYP	7071	RC12PY-S	3071M	RC12YC	71	-	-	1.1 / 0.044
	3.5	6	2001-04	VQ35DE	RC12WYPB4	9201	RC12PYP	7071	RC12PY-S	3071M	RC12YC	71	-	-	1.1 / 0.044
	3.5	6	2013-19	VQ35DE	REA9WYPB4	9412	REA8PMPB5	OE207	-	-	REA8MCX	991	-	-	1.1 / 0.044
	4.0	6	2005-07	VQ40DE	REC10WYPB4	9006	REC10PYPB4	7975	-	-	REC10YC4	975	-	-	1.1 / 0.044
	4.0	6	2008-12	VQ40DE	REC10WMPB4	9775	-	-	-	-	REC-12MCC4	446	-	-	1.1 / 0.044



MODELO Y AÑOS				BUJIAS CHAMPION											
MARCA / MODELO	LTS.	CIL.	AÑO	DESC. MOTOR	CHAMPION	STK	DOUBLE	STK	PLATINUM	STK	COPPER	STK	NICKEL	STK	CALIBRACIÓN
					IRIDIUM		PLATINUM		PLUS				(mm/pulg)		
NISSAN (cont.)															
Pathfinder Armada	5.6	8	2004-04	VK56DE	REC12WMPB5	9055	REC10PYPB4	7975	-	-	REC-12MCC4	446	-	-	1.1 / 0.044
Pickup	1.8	4	1984-87	L18	RN8WYPB3	9804	RN9PYP	7415	RN9PY-S	3415M	N9YC	300	-	-	0.8 / 0.032
	2.4	4	1994-09	KA24DE	RC12WYPB4	9201	RC12PYP	7071	RC12PY-S	3071M	RC12YC	71	-	-	1.1 / 0.044
	3.0	6	1995-95	-	RC12WYPB4	9201	RC12PYP	7071	RC12PY-S	3071M	RC12YC	71	-	-	1.1 / 0.044
Platina	1.6	4	2002-10	K4M	RC8WYPB4	9802	-	-	-	-	RC87YCL	OE033	-	-	0.8 / 0.032
Quest	3.0	6	1993-98	VG30E	RC8WYPB4	9802	RC8PYPB4	7545	RC8PYCBX	3070	RC8YC	337	-	-	0.8 / 0.032
	3.3	6	1999-02	VG33E	RC12WYPB4	9201	RC12PYP	7071	RC12PY-S	3071M	RC12YC	71	-	-	1.1 / 0.044
	3.5	6	2004-09	VQ35DE	REC10WYPB4	9006	REC10PYPB4	7975	-	-	REC-12MCC4	446	-	-	1.1 / 0.044
Rogue	2.5	4	2008-14	QR25DE	REA9WYPB4	9412	REA8PMPB5	OE207	-	-	REA8MCX	991	-	-	1.1 / 0.044
Sentra	1.6	4	1993-00	GA16DE	RC12WYPB4	9201	RC12PYP	7071	RC12PY-S	3071M	RC12YC	71	-	-	1.1 / 0.044
	1.6	4	2018-19	MR16DDT	REA9WYPB4	9412	REA8PMPB5	OE207	-	-	REA8MCX	991	-	-	1.1 / 0.044
	1.8	4	2000-06	QG18DE	REC10WYPB4	9006	REC10PYPB4	7975	-	-	REC-12MCC4	446	-	-	1.1 / 0.044
	1.8	4	2013-19	MRA8DE	REA9WYPB4	9412	REA8PMPB5	OE207	-	-	REA8MCX	991	-	-	1.1 / 0.044
	2.0	4	1993-01	SR20DE	RC12WYPB4	9201	RC12PYP	7071	RC12PY-S	3071M	RC12YC	71	-	-	1.1 / 0.044
	2.0	4	2007-12	MR20DE	REA9WYPB4	9412	REA8PMPB5	OE207	-	-	REA8MCX	991	-	-	1.1 / 0.044
	2.5	4	2002-06	QR25DE	REC10WYPB4	9006	REC10PYPB4	7975	-	-	REC-12MCC4	446	-	-	1.1 / 0.044
	2.5	4	2007-12	QR25DE	REA9WYPB4	9412	REA8PMPB5	OE207	-	-	REA8MCX	991	-	-	1.1 / 0.044
Tiida	1.6	4	2013-18	HR16DE	REA9WYPB4	9412	REA8PMPB5	OE207	-	-	REA8MCX	991	-	-	1.1 / 0.044
	1.8	4	2007-18	MR18DE	REA9WYPB4	9412	REA8PMPB5	OE207	-	-	REA8MCX	991	-	-	1.1 / 0.044
Titan	5.6	8	2004-15	VK56DE	REC12WMPB5	9055	-	-	-	-	REC-12MCC4	446	-	-	1.1 / 0.044
	5.6	8	2005-09	VK56DE	REC12WMPB5	9055	-	-	-	-	REC-12MCC4	446	-	-	1.1 / 0.044
Tsubame	1.6	4	1993-04	GA16DE	RC12WYPB4	9201	RC12PYP	7071	RC12PY-S	3071M	RC12YC	71	-	-	1.1 / 0.044
Tsuru	1.5	4	1984-85	E15	RN8WYPB3	9804	RN9PYP	7415	RN9PY-S	3415M	RN9YC	415	-	-	0.8 / 0.032
	1.6	4	1986-92	E16S	RN8WYPB3	9804	RN9PYP	7415	RN9PY-S	3415	RN9YC	415	-	-	0.8 / 0.032
	1.6	4	1993-17	GA16DE, GA16DNE	RC12WYPB4	9201	RC12PYP	7071	RC12PY-S	3071M	RC12YC	71	-	-	1.1 / 0.044
	2.0	4	1994-96	SR20DE GSR2000	RC12WYPB4	9201	RC12PYP	7071	RC12PY-S	3071M	RC12YC	71	-	-	1.1 / 0.044
Urvan	2.4	4	2000-05	KA24DE	RC12WYPB4	9201	RC12PYP	7071	RC12PY-S	3071M	RC12YC	71	-	-	1.1 / 0.044
	2.4	4	2006-08	KA24DE	REA9WYPB4	9412	REA8PMPB5	OE207	-	-	REA8MCX	991	-	-	1.1 / 0.044
	2.5	4	2009-13	QR25DE	REA9WYPB4	9412	REA8PMPB5	OE207	-	-	REA8MCX	991	-	-	1.1 / 0.044
Versa	1.6	4	2009-19	HR16DE	REA12WMPB4	9410	REA8PMPB5	OE207	-	-	REA8MCX	991	-	-	1.1 / 0.044
	1.6	4	2020-20	HR16DE	REA9WYPB4	9412	REA8PMPB5	OE207	-	-	REA8MCX	991	-	-	1.1 / 0.044
	1.8	4	2007-09	MR18DE	REA9WYPB4	9412	REA8PMPB5	OE207	-	-	REA8MCX	991	-	-	1.1 / 0.044
Xterra	2.4	4	2000-04	KA24DE	RC12WYPB4	9201	RC12PYP	7071	RC12PY-S	3071M	RC12YC	71	-	-	1.1 / 0.044
	3.3	6	2000-04	VG33E	RC12WYPB4	9201	RC12PYP	7071	RC12PY-S	3071M	RC12YC	71	-	-	1.1 / 0.044
	4.0	6	2005-09	VQ40DE	REC10WYPB4	9006	REC10PYPB4	7975	-	-	REC10YC4	975	-	-	1.1 / 0.044
X-Trail	2.5	4	2002-07	QR25DE	REC10WYPB4	9006	REC10PYPB4	7975	-	-	REC10YC4	975	-	-	1.1 / 0.044
	2.5	4	2008-13	QR25DE	REA9WYPB4	9412	REA8PMPB5	OE207	-	-	REA8MCX	991	-	-	1.1 / 0.044

MODELO Y AÑOS				BUJIAS CHAMPION											
MARCA / MODELO	LTS.	CIL.	AÑO	DESC. MOTOR	CHAMPION IRIIDIUM	STK	DOUBLE PLATINUM	STK	PLATINUM POWER	STK	COPPER PLUS	STK	NICKEL	STK	CALIBRACIÓN (mm/pulg)
OLDSMOBILE															
88	3.8	6	1992-99	L36	RS14WYPB5	9404	RS14PYPB5	7940	RS14PY-S	3013M	RS14YC6	13	-	-	1.5 / 0.060
98	3.8	6	1993-96	L36	RS14WYPB5	9404	RS14PYPB5	7940	RS14PY-S	3013M	RS14YC6	13	-	-	1.5 / 0.060
Cutlass	3.1	6	1989-99	-	RS14WLPB6	9402	RS14PMP4	7015	RS14PM-S	3015M	RS13LYC5	20	-	-	1.5 / 0.060
Cutlass Ciera	2.2	4	1993-96	-	RS14WLPB6	9402	RS14PMP4	7015	RS14PM-S	3015M	RS13LYC5	20	-	-	1.5 / 0.060
	3.1	6	1994-96	-	RS14WLPB6	9402	RS14PMP4	7015	RS14PM-S	3015M	RS13LYC5	20	-	-	1.5 / 0.060
	3.3	6	1993-93	-	RS14WYPB5	9404	RS14PYP5	7013	RS14PY-S	3013M	RS14YC6	13	-	-	1.5 / 0.060
Cutlass Cruiser	3.1	6	1994-94	-	RS14WLPB6	9402	RS14PMP4	7015	RS14PM-S	3015M	RS13LYC5	20	-	-	1.5 / 0.060
	3.3	6	1993-93	-	RS14WYPB5	9404	RS14PYP5	7013	RS14PY-S	3013M	RS14YC6	13	-	-	1.5 / 0.060
Cutlass Supreme	3.1	6	1993-97	-	RS14WLPB6	9402	RS14PMP4	7015	RS14PM-S	3015M	RS13LYC5	20	-	-	1.5 / 0.060
	3.4	6	1993-96	-	RS14WLPB6	9402	RS14PMP4	7015	RS14PM-S	3015M	RS13LYC5	20	-	-	1.5 / 0.060
Intrigue	3.5	6	1999-02	-	RS12WYPB4	9204	RS14PYPB5	7940	RS14PY-S	3013M	RS12YC	401	-	-	1.3 / 0.052
	3.8	6	1998-99	-	RS14WYPB5	9404	RS14PYPB5	7940	RS14PY-S	3013M	RS14YC6	13	-	-	1.5 / 0.060
Silhouette	3.1	6	1991-93	-	-	-	RV17PMP4	7018	RV15PM-S	3018M	RV15YC4	18	-	-	1.1 / 0.044
	3.4	6	1996-04	-	RS14WYPB5	9404	RS14PYPB5	7940	RS14PY-S	3013M	RS14YC6	13	-	-	1.5 / 0.060
	3.8	6	1993-95	-	RS14WYPB5	9404	RS14PYP5	7013	RS14PY-S	3013M	RS14YC6	13	-	-	1.5 / 0.060
PEUGEOT															
206	1.4	4	2000-08	KFU, KFW, KFX	RC8WYPB4	9802	RC8PYPB4	7545	RC8PYCBX	3070	RC8YC	337	-	-	0.9 / 0.036
	1.6	4	2001-08	NFU (TU5JP4)	REC8WYPB4	9033	REC8PYPB	OE224	-	-	REC9YCL	OE035	-	-	1.1 / 0.044
207	1.4	4	2009-11	KFV (TU3A)	RC8WYPB4	9802	RC8PYPB4	7545	RC8PYCBX	3070	RC8YC	337	-	-	0.9 / 0.036
	1.6	4	2008-14	EP6	REC8WYPB4	9033	REC8PYPB	OE224	-	-	REC9YCL	OE035	-	-	1.1 / 0.044
	1.6	4	2008-14	RC 5FY (EP6DTS)	-	-	RERX4PMPB	OE205	-	-	-	-	-	-	0.8 / 0.032
208	1.2	3	2019-20	HNP, HNV, HNZ	-	-	RERX4PMPB	OE205	-	-	-	-	-	-	0.8 / 0.032
	1.6	4	2014-18	5FS (EP6C)	REC8WYPB4	9033	REC8PYPB	OE224	-	-	REC9YCL	OE035	-	-	1.1 / 0.044
208 GT	1.6	4	2015-17	5FU (EP6CDTX)	-	-	RERX4PMPB	OE205	-	-	-	-	-	-	0.8 / 0.032
208	1.2	3	2019-20	HNP, HNV, HNZ	-	-	RERX5PMPB	OE242	-	-	-	-	-	-	0.8 / 0.032
	1.6	4	2014-16	5FS (EP6C)	-	-	RERX4PMPB	OE205	-	-	-	-	-	-	0.8 / 0.032
301	1.6	4	2013-20	NFP (EC5)	REC8WYPB4	9033	REC8PYPB	OE224	-	-	REC9YCL	OE035	-	-	1.1 / 0.044
306	1.6	4	1997-97	NFZ (TU5JP)	RC8WYPB4	9802	RC8PYP4	7345	RC8PYCBX	3070	RC8YCL	OE034	-	-	1.1 / 0.044
	1.8	4	1998-02	LFY, LFZ (XU7JP4)	RC8WYPB4	9802	RC8PYP4	7345	RC8PYCBX	3070	RC8YCL	OE034	-	-	1.1 / 0.044
307	2.0	4	2003-10	RFN (EW10J4), RFJ	-	-	-	-	-	-	REC9MCLX	OE178	-	-	0.9 / 0.036
308	1.6	4	2009-20	5FT, EP6CDT	-	-	RERX4PMPB	OE205	-	-	-	-	-	-	0.8 / 0.032
	1.6	4	2009-20	Turbo EP6CDTX	-	-	RERX4PMPB	OE205	-	-	-	-	-	-	0.8 / 0.032
3008	1.6	4	2011-16	5FE, 5FX, 5FV	-	-	RERX4PMPB	OE205	-	-	-	-	-	-	0.8 / 0.032
	1.6	4	2011-16	Turbo 5FM (EP6CDTM)	-	-	RERX4PMPB	OE205	-	-	-	-	-	-	0.8 / 0.032
	1.6	4	2018-20	5GY (EP6FDTM), 5GZ (EP6FDT)	-	-	RERX4PMPB	OE205	-	-	-	-	-	-	0.8 / 0.032
405	2.0	4	1997-99	XU10J4Z	RC8WMPB4	9803	-	-	-	-	-	-	-	-	0.9 / 0.036
406	2.0	4	2000-05	RFV (XU10J4R)	-	-	-	-	-	-	RC10DMC	354	-	-	0.9 / 0.036
	3.0	6	2001-05	XFZ (ES9J4)	REC10WYPB4	9006	REC10PYPB4	7975	REC10PY-S	3500	REC10YC4	975	-	-	1.1 / 0.044
407	2.2	4	2006-08	3FY, 3FZ (EW12J4)	-	-	-	-	-	-	REC9MCLX	OE178	-	-	0.9 / 0.036
	3.0	6	2006-08	XFV (ES9A)	REC10WYPB4	9006	REC10PYPB4	7975	REC10PY-S	3500	REC10YC4	975	-	-	1.1 / 0.044



MODELO Y AÑOS				BUJIAS CHAMPION											
MARCA / MODELO	LTS.	CIL.	AÑO	DESC. MOTOR	CHAMPION IRIIDIUM		DOUBLE PLATINUM		PLATINUM POWER		COPPER PLUS		NICKEL		CALIBRACIÓN (mm/pulg)
					STK		STK		STK		STK		STK		
PEUGEOT (cont.)															
508	1.6	4	2012-17	EP6CDTM	-	-	RERX4PMPB	OE205	-	-	-	-	-	-	0.8 / 0.032
	1.6	4	2012-17	Turbo 5GZ (EP6FDT)	-	-	RERX4PMPB	OE205	-	-	-	-	-	-	0.8 / 0.032
5008	1.6	4	2019-20	5GY (EP6FDTM)	-	-	RERX4PMPB	OE205	-	-	-	-	-	-	0.8 / 0.032
607	3.0	6	2002-07	-	REC10WYPB4	9006	REC10PYPB4	7975	REC10PY-S	3500	REC10YC4	974	-	-	1.1 / 0.044
Expert	2.0	4	2008-08	-	-	-	-	-	-	-	REC9MCLX	OE178	-	-	0.8 / 0.032
Grand Raid	1.6	4	2007-12	NFU (TU5JP4)	REC8WYPB4	9033	REC8PYPB	OE224	-	-	REC9YCL	OE035	-	-	1.1 / 0.044
Partner	1.6	4	2003-12	NFU (TU5JP4)	REC8WYPB4	9033	REC8PYPB	OE224	-	-	REC9YCL	OE035	-	-	1.1 / 0.044
RCZ	1.6	4	2011-16	EP6CDTX	-	-	RERX4PMPB	OE205	-	-	-	-	-	-	0.8 / 0.032
PLYMOUTH															
Grand Voyager	2.4	4	1996-97	-	RC12WYPB4	9201	RC12PYP	7071	RC12PY-S	3071M	RC12YC5	89	-	-	1.3 / 0.052
	3.0	6	1993-00	-	-	-	RN14PMP5	7031	RN14PMC3	3322	RN11YC4	322	-	-	1.1 / 0.044
	3.3	6	1993-00	-	-	-	RN14PMP5	7031	RN14PM5-S	3031M	RN14MC5	31	-	-	1.3 / 0.052
	3.8	6	1994-99	-	-	-	RN14PMP5	7031	RN14PM5-S	3031M	RN14MC5	31	-	-	1.3 / 0.052
Voyager	2.4	4	1996-00	-	RC12WYPB4	9201	RC12PYP	7071	RC12PY-S	3071M	RC12YC5	89	-	-	1.3 / 0.052
	2.5	4	1993-95	-	-	-	-	RN14PM-S	3405M	RN12YC	404	-	-	0.9 / 0.036	
	3.0	6	1993-00	-	-	-	RN14PMP5	7031	RN14PMC3	3322	RN11YC4	322	-	-	1.1 / 0.044
	3.3	6	1993-00	-	-	-	RN14PMP5	7031	RN14PM5-S	3031M	RN14MC5	31	-	-	1.3 / 0.052
	3.8	6	1999-99	-	-	-	RN14PMP5	7031	RN14PM5-S	3031M	RN14MC5	31	-	-	1.3 / 0.052
PONTIAC															
Aztek	3.4	6	2001-05	LA1	RS14WYPB5	9404	RS14PYPB5	7940	RS14PY-S	3013M	RS14YC6	13	-	-	1.5 / 0.060
Bonneville	3.8	6	1993-05	L67	RS14WYPB5	9404	RS14PYPB5	7940	RS14PY-S	3013M	RS14YC6	13	-	-	1.5 / 0.060
	4.6	8	2004-05	-	RS12WYPB4	9204	RS12PYPB5	7963	RS10PY-S	3408M	RS12YC	401	-	-	1.3 / 0.052
Firebird	3.4	6	1993-95	L32	-	-	-	-	-	-	RV12YC	406	-	-	1.1 / 0.044
	3.8	6	1995-02	L36 (231CUV6)	RS14WYPB5	9404	RS14PYP5	7013	RS14PY-S	3013M	RS14YC6	13	-	-	1.5 / 0.060
	5.7	8	1993-02	LT1 (350CUV8)	RS12WMPB4	9405	RS14PMP4	7015	RS14PM-S	3015M	RS12YC	401	-	-	1.3 / 0.052
G3	1.6	4	2007-09	LXT	RC10WMPB4	9002	RC10PYPB4	7546	RC9PY-S	3344M	RC9MC4	434	-	-	1.1 / 0.044
G4	2.2	4	2005-06	L61	RES8WYPB3	9016	RES9PYP4	7004	RES8PYB5	3017	RES9YCC4	OE031	-	-	1.3 / 0.052
	2.4	4	2006-06	LE5	RES8WYPB3	9016	RES9PYP4	7004	RES8PYB5	3017	RES9YCC4	OE031	-	-	1.3 / 0.052
G5	2.2	4	2007-09	L61	RES8WYPB3	9016	RES9PYP4	7004	RES8PYB5	3017	RES9YCC4	OE031	-	-	1.3 / 0.052
	2.4	4	2007-08	LE5	RES8WYPB3	9016	RES9PYP4	7004	RES8PYB5	3017	RES9YCC4	OE031	-	-	1.3 / 0.052
G6	2.4	4	2006-09	LE5	RES8WYPB3	9016	RES9PYP4	7004	RES8PYB5	3017	RES9YCC4	OE031	-	-	1.3 / 0.052
	3.5	6	2005-06	LX9	RS14WYPB5	9404	RS14PYP5	7013	RS14PY-S	3013M	RS14YC6	13	-	-	1.5 / 0.060
	3.5	6	2007-09	LZ4	RS12WMPB4	9405	RS14PMPB5	7983	RS14PM5-S	3983M	RS14YC6	408	-	-	1.0 / 0.040
	3.6	6	2007-09	LY7	RES12WYPB4	9300	RES11PYP5	7437	RE10PM-S	3032M	-	-	-	-	1.1 / 0.044
	3.9	6	2006-09	-	RS12WMPB4	9405	RS14PMPB5	7983	RS14PM5-S	3983M	RS14YC6	408	-	-	1.0 / 0.040
G8	3.6	6	2009-09	-	RE10WYPB5	9901	RES11PYP5	7437	RE10PM-S	3032M	-	-	-	-	1.1 / 0.044
	6.0	8	2009-09	-	RS12WMPB4	9405	RS14PMP4	7015	RS14PM-S	3015M	RS12YC	401	-	-	1.0 / 0.040
	6.2	8	2009-09	-	RS12WMPB4	9405	RS14PMP4	7015	RS14PM-S	3015M	RS12YC	401	-	-	1.0 / 0.040
Grand AM	2.2	4	2002-05	-	RES12WYPB4	9300	RES11PYP5	7437	RE10PM-S	3032M	-	-	-	-	1.1 / 0.044
	2.3	4	1993-95	-	RC10WYPB4	9001	RC10PYP4	7346	RC9PY-S	3344M	RC9YC	344	-	-	0.9 / 0.036
	2.4	4	1996-01	-	RS14WYPB5	9404	RS14PYPB5	7940	RS14PY-S	3013M	RS14YC6	13	-	-	1.3 / 0.052
	3.1	6	1994-98	L82	RS14WYPB5	9404	RS14PYPB5	7940	RS14PY-S	3013M	RS14YC6	13	-	-	1.5 / 0.060

MODELO Y AÑOS				BUJIAS CHAMPION											
MARCA / MODELO	LTS.	CIL.	AÑO	DESC. MOTOR	CHAMPION IRIIDIUM	STK	DOUBLE PLATINUM	STK	PLATINUM POWER	STK	COPPER PLUS	STK	NICKEL	STK	CALIBRACIÓN (mm/pulg)
PONTIAC (cont.)															
Grand AM	3.3	6	1993-93	-	RS14WYPB5	9404	RS14PYPB5	7940	RS14PY-S	3013M	RS14YC6	13	-	-	1.5 / 0.060
	3.4	6	1999-05	LA1	RS14WYPB5	9404	RS14PYPB5	7940	RS14PY-S	3013M	RS14YC6	13	-	-	1.5 / 0.060
Grand Prix	3.1	6	1993-03	L82	RS14WYPB5	9404	RS14PYPB5	7940	RS14PY-S	3013M	RS14YC6	13	-	-	1.5 / 0.060
	3.4	6	1993-96	LA1	RS14WYPB5	9404	RS14PYPB5	7940	RS14PY-S	3013M	RS14YC6	13	-	-	1.5 / 0.060
	3.8	6	1997-08	L67	RS14WYPB5	9404	RS14PYPB5	7940	RS14PY-S	3013M	RS14YC6	13	-	-	1.5 / 0.060
	5.3	8	2005-08	-	RS12WMPB4	9405	RS14PMP4	7015	RS14PM-S	3015M	RS12YC	401	-	-	1.0 / 0.040
GTO	5.7	8	2004-04	-	RS12WMPB4	9405	RS14PMP4	7015	RS14PM-S	3015M	RS12YC	401	-	-	1.0 / 0.040
	6.0	8	2005-06	-	RS12WMPB4	9405	RS14PMP4	7015	RS14PM-S	3015M	RS12YC	401	-	-	1.0 / 0.040
Matiz	1.0	4	2004-10	B10S	RN8WYPB3	9803	RN9PYP	7415	RN9PY-S	3415M	RN9YC	415	-	-	1.1 / 0.044
Montana	3.4	6	1999-05	LA1	RS14WYPB5	9404	RS14PYPB5	7940	RS14PY-S	3013M	RS14YC6	13	-	-	1.5 / 0.060
	3.5	6	2005-06	-	RS14WYPB5	9404	RS14PYPB5	7940	RS14PY-S	3013M	RS14YC6	13	-	-	1.5 / 0.060
	3.9	6	2006-09	LZ9	RS14WYPB5	9404	RS14PYPB5	7940	RS14PY-S	3013M	RS14YC6	13	-	-	1.5 / 0.060
Sostice	2.0	4	2007-09	LNF	RES12WYPB4	9300	-	-	-	-	-	-	-	-	0.9 / 0.036
	2.4	4	2006-09	LE5	RES12WYPB4	9300	-	-	-	-	-	-	-	-	1.1 / 0.044
Sunbird	2.0	4	1993-94	-	-	-	RN14PMP5	7031	RN14PM-S	3405M	RN14YC	405	-	-	1.1 / 0.044
	3.1	6	1993-94	-	RS14WLPB6	9402	RS14PMP4	7015	RS14PM-S	3015M	-	-	-	-	1.1 / 0.044
Sunfire	2.2	4	1995-97	LN2	RS14WLPB6	9402	RS12PLP6	7020	RS14PM5-S	3983M	RS13LYC5	20	-	-	1.5 / 0.060
	2.2	4	1998-01	LN2	RS14WYPB5	9404	RS14PYPB	7408	RS14PM-S	3015M	RS14YC6	408	-	-	1.3 / 0.052
	2.2	4	2002-05	L61	RES12WYPB4	9300	-	-	-	-	-	-	-	-	1.1 / 0.044
	2.3	4	1995-95	-	RS14WYPB5	9404	RS14PYPB5	7940	RS14PY-S	3013M	RS14YC6	13	-	-	1.5 / 0.060
	2.4	4	1996-02	LD9 (146CUL4)	RS14WYPB5	9404	RS14PYPB5	7940	RS14PY-S	3013M	RS14YC6	13	-	-	1.5 / 0.060
Torrent	3.4	6	2006-09	LNJ	RS14WYPB5	9404	RS14PYPB5	7940	RS14PY-S	3013M	RS14YC6	13	-	-	1.5 / 0.060
	3.6	6	2009-09	-	RE10WYPB5	9901	RES11PYP5	7437	RES8PYB5	3017	-	-	-	-	1.0 / 0.040
Trans Sport	3.1	6	1993-95	LH0	-	-	RV17PMP4	7018	RV15PM-S	3018M	RV15YC4	18	-	-	1.1 / 0.044
	3.4	6	1996-98	-	RS14WYPB5	9404	RS14PYPB5	7940	RS14PY-S	3013M	RS14YC6	13	-	-	1.5 / 0.060
	3.8	6	1993-95	-	RS14WYPB5	9404	RS14PYPB5	7940	RS14PY-S	3013M	RS14YC6	13	-	-	1.5 / 0.060
RAM															
1500	3.6	6	2014-19	ERB	RER8ZWYCB4	9407	-	-	-	-	-	-	-	-	1.1 / 0.044
	3.7	6	2011-13	EKG	RC10WMPB4	9002	RC10PLPB4	7436	RC12PM-S	3318M	RC10MCC	347	-	-	1.1 / 0.044
	5.7	8	2019-20	EZH (2 bujías por cil.)	REC12WMPB5	9055	-	-	-	-	REC-12MCC4	446	-	-	1.1 / 0.044
2500	4.7	8	2010-13	EVA (2 bujías por cil.)	RC12WMPB4	9202	RC12PMPB4	7318	RC12PM-S	3318M	RC12MCC4	439	-	-	1.0 / 0.040
	5.7	8	2010-19	EZH (2 bujías por cil.)	REC12WMPB5	9055	-	-	-	-	REC-12MCC4	446	-	-	1.1 / 0.044
	6.4	8	2018-20	ESA (2 bujías por cil.)	REC12WMPB5	9055	-	-	-	-	REC-12MCC4	446	-	-	1.1 / 0.044
4000	5.7	8	2011-20	EZH (2 bujías por cil.)	REC12WMPB5	9055	-	-	-	-	REC-12MCC4	446	-	-	1.1 / 0.044
	6.4	8	2019-20	ESA (2 bujías por cil.)	REC12WMPB5	9055	-	-	-	-	REC-12MCC4	446	-	-	1.1 / 0.044
700	1.6	4	2015-18	-	RC7WYPB4	9800	-	-	RC7PYCB	3068	RC7YCC	OE014	-	-	0.9 / 0.036
	1.6	4	2019-20	-	RA8WHP	9701	-	-	-	-	RA8MCX4	OE196	-	-	1.0 / 0.040
H100 Van	2.4	4	2014-14	G4CS	RN8WYPB3	9804	RN9PYP	7415	RN9PY-S	3415M	RN9YC4	301	-	-	1.1 / 0.044
Promaster 1500	3.6	6	2014-19	-	RER8ZWYCB4	9407	-	-	-	-	-	-	-	-	1.1 / 0.044



MODELO Y AÑOS				BUJIAS CHAMPION											
MARCA / MODELO	LTS.	CIL.	AÑO	DESC. MOTOR	CHAMPION IRIIDIUM		DOUBLE PLATINUM		PLATINUM POWER		COPPER PLUS		NICKEL		CALIBRACIÓN (mm/pulg)
					STK		STK		STK		STK		STK		
RAM (cont.)															
Promaster 2500	3.6	6	2014-19	-	RER8ZWYCB4	9407	-	-	-	-	-	-	-	-	1.1 / 0.044
Promaster 3500	3.6	6	2014-19	-	RER8ZWYCB4	9407	-	-	-	-	-	-	-	-	1.1 / 0.044
Promaster Rapid	1.4	4	2017-20	-	RA8WHP	9701	-	-	-	-	RA8MCX4	OE196	-	-	1.0 / 0.040
RENAULT															
Alliance	1.4	4	1984-84	-	-	-	-	-	RN14PM-S	3405M	RN12YC	404	-	-	0.8 / 0.032
	1.7	4	1985-86	F2N 730	RN8WYPB3	9804	RN9PYP	7415	RN9PY-S	3415M	RN9YC	415	-	-	0.8 / 0.032
Captur	2.0	4	2018-20	F4R	RC8WYPB4	9802	RC8PYPB4	7545	-	-	RC87YCL	OE033	-	-	1.0 / 0.040
Clio	1.6	4	2002-10	K4M 800, 801	RC8WYPB4	9802	RC8PYPB4	7545	-	-	RC87YCL	OE033	-	-	0.9 / 0.036
	1.6	4	2015-17	RS M5M 400, 401, 450	REA9WYPB4	9412	REA8PMPB5	OE207	-	-	REA8MCX	991	-	-	0.9 / 0.036
	2.0	4	2002-06	F4R 730, 736, 738	RC8WYPB4	9802	RC8PYPB4	7545	RC8PYCBX	3070	RC8YC	337	-	-	1.0 / 0.040
Duster	2.0	4	2013-19	F4R 403, 405	RC8WYPB4	9802	RC8PYPB4	7545	-	-	RC87YCL	OE033	-	-	1.0 / 0.040
Encore	1.7	4	1985-86	-	RN8WYPB3	9804	RN9PYP	7415	RN9PY-S	3415M	RN9YC	415	-	-	0.8 / 0.032
Euro Clio	1.6	4	2007-08	M4R	RC8WYPB4	9802	RC8PYPB4	7545	-	-	RC87YCL	OE033	-	-	0.9 / 0.036
Fluence	2.0	4	2011-17	M4R 714, 751	REA9WYPB4	9412	REA8PMPB5	OE207	-	-	REA8MCX	991	-	-	1.1 / 0.044
Kangoo	1.6	4	2007-20	K4M 831-836	RC8WYPB4	9802	-	-	-	-	RC87YCL	OE033	-	-	1.0 / 0.040
Kangoo Express	1.6	4	2004-18	K4M 831-836	RC8WYPB4	9802	-	-	-	-	RC87YCL	OE033	-	-	1.0 / 0.040
Koleos	2.5	4	2009-20	2TR 700-703	REA9WYPB4	9412	REA8PMPB5	OE207	-	-	REA8MCX	991	-	-	1.1 / 0.044
Kwid	1.0	3	2019-20	B4D 404	REA9WYPB4	9412	REA8PMPB5	OE207	-	-	REA8MCX	991	-	-	1.1 / 0.044
Laguna	2.0	4	2006-06	F4R	RC8WYPB4	9802	RC8PYPB4	7545	RC8PYCBX	3070	RC8YC	337	-	-	1.0 / 0.040
	2.9	6	2003-06	L7X 731, 733	RC8WYPB4	9802	RC8PYPB4	7545	RC8PYCBX	3070	RC8YC	337	-	-	1.0 / 0.040
Logan	1.6	4	2015-19	K4M 842, 845	RC8WYPB4	9802	-	-	-	-	RC87YCL	OE033	-	-	1.0 / 0.040
Megane	1.6	4	2008-10	K4M 760	RC8WYPB4	9802	-	-	-	-	RC87YCL	OE033	-	-	1.0 / 0.040
	2.0	4	2001-10	F4R 770	RC8WYPB4	9802	-	-	-	-	RC87YCL	OE033	-	-	0.9 / 0.036
	2.0	4	2004-10	RS F4R 774, 776	RC8WYPB4	9802	RC8PYPB4	7545	RC8PYCBX	3070	RC7YCC	OE014	-	-	0.9 / 0.036
Oroch	2.0	4	2019-20	F4R 403, 405	RC8WYPB4	9802	RC8PYPB4	7545	-	-	RC87YCL	OE033	-	-	1.0 / 0.040
R12	1.3	4	1980-82	-	-	-	-	-	-	-	L92YC	806	L92Y	-	0.9 / 0.036
	1.6	4	1975-84	-	RN8WYPB3	9804	RN9PYP	7415	RN9PY-S	3415M	N9YC	300	N9Y	-	0.9 / 0.036
R18	1.6	4	1980-84	-	RN8WYPB3	9804	RN9PYP	7415	RN9PY-S	3415M	N9YC	300	N9Y	-	0.9 / 0.036
Safrane	2.3	6	2009-11	VQ23	REC10WYPB4	9006	REC10PYPB4	7975	REC10PY-S	3500	REC10YC4	975	-	-	1.1 / 0.044
	3.5	6	2011-15	VQ35	REA9WYPB4	9412	REA8PMPB5	OE207	-	-	REA8MCX	991	-	-	1.1 / 0.044
Sander	1.6	4	2010-19	K4M, K7M	RC8WYPB4	9802	RC8PYPB4	7545	-	-	RC87YCL	OE033	-	-	1.0 / 0.040
	2.0	4	2016-20	RS F4R 412, 416	RC8WYPB4	9802	RC8PYPB4	7545	-	-	RC87YCL	OE033	-	-	1.0 / 0.040
Scala	1.6	4	2011-13	QG16	REC10WYPB4	9006	REC10PYPB4	7975	REC10PY-S	3500	REC10YC4	975	-	-	1.1 / 0.044
Scenic	2.0	4	2001-04	F4R 740, 741	RC8WYPB4	9802	-	-	-	-	RC87YCL	OE033	-	-	1.0 / 0.040
Scenic II	2.0	4	2005-08	F4R 740, 741	RC8WYPB4	9802	-	-	-	-	RC87YCL	OE033	-	-	1.0 / 0.040
Stepway	1.6	4	2010-20	K4M, K7M	RC8WYPB4	9802	RC8PYPB4	7545	-	-	RC87YCL	OE033	-	-	1.0 / 0.040
Trafic	2.0	4	2012-14	F4R 820	RC8WYPB4	9802	-	-	-	-	RC87YCL	OE033	-	-	1.0 / 0.040
SAAB															
9-3	2.0	4	2001-09	B207L, B207R	RC8WYPB4	9802	RC8PYP4	7345	RC8PYCBX	3070	RC8YC	337	-	-	1.1 / 0.044
	2.8	6	2009-09	LP9	REC10WYPB4	9006	REC10PYPB4	7975	REC10PY-S	3500	REC10YC4	975	-	-	1.0 / 0.040

MODELO Y AÑOS				BUJIAS CHAMPION											
MARCA / MODELO	LTS.	CIL.	AÑO	DESC. MOTOR	CHAMPION IRIDIUM	STK	DOUBLE PLATINUM	STK	PLATINUM POWER	STK	COPPER PLUS	STK	NICKEL	STK	CALIBRACIÓN (mm/pulg)
SAAB (cont.)															
9-5	2.3	4	2001-06	B235E, B235L	RC8WYPB4	9802	RC8PYPB4	7545	RC8PYCBX	3070	RC8YC	337	-	-	1.0 / 0.040
	3.0	6	2001-02	B308E	RC8WYPB4	9802	RC8PYPB4	7545	RC8PYCBX	3070	RC8YC	337	-	-	1.0 / 0.040
SEAT															
Alhambra	1.8	4	2002-07	AJH, AWC	RC8WYPB4	9802	RC8PYP4	7345	RC8PYCBX	3070	RC8VTC4	OE032	-	-	0.8 / 0.032
	2.8	6	2002-08	AUE, AYL	-	-	KC8ZPYPB4	OE176	-	-	-	-	-	-	1.1 / 0.044
Altea	1.4	4	2010-12	CAXC	-	-	KC8ZPYPB4	OE176	-	-	KC8ZMCC	OE177	-	-	1.1 / 0.044
	2.0	4	2005-09	BLR, BLY, BVY, BVZ	-	-	KC7ZPMPBX4	OE234	-	-	-	-	-	-	1.1 / 0.044
Altea XL	1.8	4	2012-15	BYT, BZB, CDAA	-	-	KC6PYPB	OE214	-	-	-	-	-	-	0.8 / 0.032
	2.0	4	2008-09	BLR, BLY, BVY, BVZ	-	-	KC7ZPMPBX4	OE234	-	-	-	-	-	-	1.1 / 0.044
Arona	1.6	4	2018-20	CWVA	-	-	-	-	-	-	KA8ZYCC-1	OE247	-	-	1.0 / 0.040
Ateca	1.4	4	2017-20	CZEA	-	-	KA6ZPHPB-1	OE244	-	-	-	-	-	-	0.8 / 0.032
Cordoba	1.6	4	2001-05	BTS, BAH	-	-	-	-	-	-	KC7ZTMC4	OE235	-	-	1.0 / 0.040
	1.6	4	2006-09	BTS, BAH	-	-	KC8ZPYPB4	OE176	-	-	KC8ZMCC	OE177	-	-	1.1 / 0.044
	2.0	4	2003-09	AZL, BBX	RC8WYPB4	9802	RC8PYP4	7345	RC8PYCBX	3070	RC8VTC4	OE032	-	-	1.0 / 0.040
Exeo	2.0	4	2011-11	BWE	-	-	KC6PYPB	OE214	-	-	-	-	-	-	0.8 / 0.032
Freerack	2.0	4	2012-15	CCZB	-	-	KC6PYPB	OE214	-	-	-	-	-	-	0.8 / 0.032
Ibiza	1.2	4	2013-15	CBZB	KC6ZWYPB	OE260	-	-	-	-	-	-	-	-	0.8 / 0.032
	1.2	4	2016-17	CJZD	-	-	KA6ZPHPB-1	OE244	-	-	-	-	-	-	0.8 / 0.032
	1.4	4	2011-12	BOCANEGRA	-	-	KC7ZPYPB4	OE213	-	-	-	-	-	-	0.8 / 0.032
	1.4	4	2011-12	CAVF, CNUB, CTHF, CTJB	-	-	KC7ZPYPB4	OE213	-	-	-	-	-	-	0.8 / 0.032
	1.4	4	2015-15	CAVE, CTHE, CTJC	KC6ZWHPB	OE266	-	-	-	-	-	-	-	-	0.8 / 0.032
	1.4	4	2015-15	CUPRA	KC6ZWHPB	OE266	-	-	-	-	-	-	-	-	0.8 / 0.032
	1.6	4	2001-09	BAH	-	-	-	-	-	-	KC7ZTMC4	OE235	-	-	1.0 / 0.040
	1.6	4	2014-15	BTS	-	-	KC8ZPYPB4	OE176	-	-	KC8ZMCC	OE177	-	-	1.1 / 0.044
	1.6	4	2016-20	CWVA, CHZJ, DKJA, DKRF	-	-	-	-	-	-	KA8ZYCC-1	OE247	-	-	1.0 / 0.040
	1.8	4	2005-08	FR BJX, BKV	RC8WYPB4	9802	RC8PYP4	7345	RC8PYCBX	3070	RC8YC	337	-	-	0.8 / 0.032
	1.8	4	2005-08	CUPRA BBU, BLZ	RC8WYPB4	9802	RC8PYP4	7345	RC8PYCBX	3070	RC8YC	337	-	-	0.8 / 0.032
	2.0	4	2003-15	AZL, BBX, CEKA	RC8WYPB4	9802	RC8PYP4	7345	RC8PYCBX	3070	RC8VTC4	OE032	-	-	1.0 / 0.040
Leon	1.4	4	2008-12	CAXC	-	-	KC7ZPYPB4	OE213	-	-	-	-	-	-	0.9 / 0.036
	1.4	4	2013-17	FR, CMBA, CXSA, CZEA, CZCA	-	-	KA6ZPHPB-1	OE244	-	-	-	-	-	-	0.8 / 0.032
	1.6	4	2007-07	-	RC8WYPB4	9802	RC8PYP4	7345	RC8PYCBX	3070	RC8VTC4	OE032	-	-	1.0 / 0.040
	1.8	4	2001-06	NA AGN, APG	RC8WYPB4	9802	RC8PYP4	7345	RC8PYCBX	3070	RC8VTC4	OE032	-	-	1.0 / 0.040
	1.8	4	2001-06	Turbo AJQ, ARY	RC8WYPB4	9802	RC8PYP4	7345	RC8PYCBX	3070	RC8VTC4	OE032	-	-	1.0 / 0.040
	1.8	4	2002-06	CUPRA	RC8WYPB4	9802	RC8PYP4	7345	-	-	-	-	-	-	1.0 / 0.040
	1.8	4	2009-12	FR, BZB, CDAA	-	-	KC6PYPB	OE214	-	-	-	-	-	-	0.8 / 0.032
	1.8	4	2013-18	FR, CJSA	-	-	KEC6PYPB-1	OE221	-	-	-	-	-	-	0.8 / 0.032
	2.0	4	2006-13	FR, CUPRA, BWA, CCZB	-	-	KC6PYPB	OE214	-	-	-	-	-	-	0.8 / 0.032
	2.0	4	2015-20	CUPRA CJXE, CJXH, DNUC	-	-	KEC6WYPB-1	OE246	-	-	-	-	-	-	0.8 / 0.032
Nuevo Ibiza	1.6	4	2010-10	BTS	-	-	KC8ZPYPB4	OE176	-	-	KC8ZMCC	OE177	-	-	1.1 / 0.044
	2.0	4	2010-10	AZL, BBX, CEKA	RC8WYPB4	9802	RC8PYP4	7345	RC8PYCBX	3070	RC8VTC4	OE032	-	-	1.0 / 0.040



MODELO Y AÑOS				BUJIAS CHAMPION											
MARCA / MODELO	LTS.	CIL.	AÑO	DESC. MOTOR	CHAMPION IRIIDIUM	STK	DOUBLE PLATINUM	STK	PLATINUM POWER	STK	COPPER PLUS	STK	NICKEL	STK	CALIBRACIÓN (mm/pulg)
SEAT (cont.)															
Toledo	1.0	3	2018-19	CHZC	-	-	KA6ZPHPB-1	OE244	-	-	-	-	-	-	0.8 / 0.032
	1.2	4	2013-13	CBZB	KC6ZWYPB	OE260	-	-	-	-	-	-	-	-	0.8 / 0.032
	1.2	4	2015-17	CJZD	-	-	KC6ZPHPB-1	OE244	-	-	-	-	-	-	0.8 / 0.032
	1.4	4	2013-14	CAXA	-	-	KC7ZYPB4	OE213	-	-	-	-	-	-	0.9 / 0.036
	1.4	4	2015-19	CZCA	-	-	KA6ZPHPB-1	OE244	-	-	-	-	-	-	0.8 / 0.032
	1.6	4	2013-15	-	-	-	KC8ZYPB4	OE176	-	-	KC8ZMCC	OE177	-	-	1.1 / 0.044
	1.6	4	2016-19	CFNA, CWWA	-	-	-	-	-	-	KA8ZYCC-1	OE247	-	-	1.0 / 0.040
	1.8	4	2001-05	AGN, APG	RC8WYPB4	9802	RC8PYP4	7345	RC8PYCBX	3070	RC8VTYC4	OE032	-	-	1.0 / 0.040
	2.0	4	2006-06	BLR, BLY, BVY, BVZ	-	-	KC7ZPMPB4	OE234	-	-	-	-	-	-	1.1 / 0.044
SMART															
Cabrio	0.7	3	2004-05	M 160.910 /920	-	-	-	-	-	-	RER6DMC	OE211	-	-	0.7 / 0.028
City-Coupe	0.7	3	2004-04	M 160.910 /920	-	-	-	-	-	-	RER6DMC	OE211	-	-	0.7 / 0.028
Crossblade	0.6	3	2004-04	M 160.910	-	-	-	-	-	-	RER6DMC	OE211	-	-	0.7 / 0.028
Forfour	0.9	3	2017-18	M 281.910	REA10WYPB	OE261	-	-	-	-	-	-	-	-	0.7 / 0.028
	1.0	3	2016-18	M 132, M281	-	-	-	-	-	-	RER6YC	OE212	-	-	0.8 / 0.032
	1.5	4	2005-07	M 122, M 135	-	-	REC7PMPB4	7418	-	-	-	-	-	-	1.1 / 0.044
Fortwo	0.7	3	2005-07	M 160.910 /920	-	-	-	-	-	-	RER6DMC	OE211	-	-	0.7 / 0.028
	0.9	3	2017-18	M 281.910	REA10WYPB	OE261	-	-	-	-	-	-	-	-	0.7 / 0.028
	1.0	3	2008-18	M 132, M281	-	-	-	-	-	-	RER6YC	OE212	-	-	0.8 / 0.032
Roadster	0.7	3	2004-04	M 160.910 /920	-	-	-	-	-	-	RER6DMC	OE211	-	-	0.7 / 0.028
SRT															
Viper	8.4	10	2013-14	EWG	-	-	RE10PMPB5	7032	RE10PM-S	3032M	-	-	-	-	1.3 / 0.052
SUBARU															
B9 Tribeca	3.0	6	2006-07	EZ30	REC10WYPB4	9006	-	-	-	-	REC9MCLX	OE178	-	-	0.8 / 0.032
BRZ	2.0	4	2016-20	FA20D	-	-	REA4PMPB4	7445	-	-	-	-	-	-	0.8 / 0.032
Forester	2.0	4	2014-18	FA20, FA20F	REA9WYPB4	9412	-	-	-	-	REA8MCX	991	-	-	0.6 / 0.024
	2.5	4	2007-10	EJ253	RC12WYPB4	9201	RC12PYP	7071	RC12PY-S	3071M	RC12YC	71	-	-	1.1 / 0.044
	2.5	4	2007-12	Turbo EJ255	REC8WYPB3	9030	REC10PYPB4	7975	-	-	REC10YC4	975	-	-	0.8 / 0.032
	2.5	4	2011-12	EJ253	REA9WYPB4	9412	REA8PMPB5	OE207	-	-	REA8MCX	991	-	-	1.1 / 0.044
	2.5	4	2014-18	FB25	REA9WYPB4	9412	REA8PMPB5	OE207	-	-	REA8MCX	991	-	-	1.1 / 0.044
Impreza	2.0	4	2008-14	EJ204	RC8WYPB4	9802	RC8PYPB4	7545	RC8PYCBX	3070	RC8YC	337	-	-	1.1 / 0.044
	2.0	4	2015-17	EJ204	REA9WMPB4	9412	REA8PMPB5	OE207	-	-	REA8MCX	991	-	-	0.8 / 0.032
	2.5	4	2007-12	EJ255	RC8WYPB4	9802	RC8PYPB4	7545	RC8PYCBX	3070	RC8YC	337	-	-	1.1 / 0.044
	2.5	4	2007-12	STI	REC10WYPB4	9006	-	-	-	-	REC9MCLX	OE178	-	-	0.8 / 0.032
	2.5	4	2008-12	WRX	REC10WYPB4	9006	-	-	-	-	REC9MCLX	OE178	-	-	0.8 / 0.032
Legacy	2.0	4	2008-09	EZ30	-	-	-	-	-	-	REC9MCLX	OE178	-	-	0.8 / 0.032
	2.5	4	2006-12	EJ255	REC8WYPB3	9030	REC10PYPB4	7975	-	-	REC10YC4	975	-	-	0.8 / 0.032
	2.5	4	2013-15	EJ253, EJ255	REA9WYPB4	9412	REA8PMPB5	OE207	-	-	REA8MCX	991	-	-	0.8 / 0.032
	3.0	6	2008-09	EZ30	REC10WYPB4	9006	REC10PYPB4	7975	-	-	REC10YC4	975	-	-	0.8 / 0.032
	3.6	6	2014-15	EZ36D	REC10WYPB4	9006	REC10PYPB4	7975	-	-	REC10YC4	975	-	-	0.8 / 0.032
Outback	2.5	4	2006-09	Turbo	REC8WYPB3	9030	REC10PYPB4	7975	-	-	REC10YC4	975	-	-	0.8 / 0.032
	2.5	4	2006-09	-	RC12WYPB4	9201	RC12PYP	7071	RC12PY-S	3071M	RC12YC	71	-	-	1.1 / 0.044

MODELO Y AÑOS				BUJIAS CHAMPION											
MARCA / MODELO	LTS.	CIL.	AÑO	DESC. MOTOR	CHAMPION	STK	DOUBLE	STK	PLATINUM	STK	COPPER	STK	NICKEL	STK	CALIBRACIÓN
					IRIDIUM		PLATINUM		PLUS				(mm/pulg)		
SUBARU (cont.)															
Outback	2.5	4	2010-12	-	RC10WMPB4	9002	RC10PYPB4	7546	RC9PY-S	3344M	RC9MC4	434	-	-	1.1 / 0.044
	2.5	4	2013-17	-	REA9WYPB4	9412	REA8PMPB5	OE207	-	-	REA8MCX	991	-	-	1.1 / 0.044
	3.6	6	2010-17	-	REC10WYPB4	9006	REC10PYPB4	7975	-	-	REC10YC4	975	-	-	1.1 / 0.044
Tribeca	3.6	6	2008-12	-	REC8WMPB4	9044	REC10PYPB4	7975	-	-	REC10YC4	975	-	-	1.1 / 0.044
WRX	2.5	4	2012-16	EJ255	REC8WYPB3	9030	REC10PYPB4	7975	-	-	REC10YC4	975	-	-	0.8 / 0.032
WRX STI	2.5	4	2017-20	EJ257	REC8WYPB3	9030	REC10PYPB4	7975	-	-	REC10YC4	975	-	-	0.8 / 0.032
XV	2.0	4	2013-20	FB20B, FB20D	REA9WYPB4	9412	REA8PMPB5	OE207	-	-	REA8MCX	991	-	-	0.8 / 0.032
SUZUKI															
Aerio	2.3	4	2006-07	J23A	RC10WYPB4	9001	RC10PYPB4	7546	RC10PY-S	3346M	RC10YC4	346	-	-	1.1 / 0.044
Ciaz	1.4	4	2016-19	K14B	-	-	-	-	-	-	RER10YC	-	-	-	1.0 / 0.040
Grand Vitara	2.4	4	2009-17	J24B	REC10WYPB4	9006	REC10PYPB4	7975	REC10PY-S	3500	REC10YC4	975	-	-	1.1 / 0.044
	2.7	6	2006-08	H27A	RC10WYPB4	9001	RC10PYPB4	7546	RC10PY-S	3346M	RC10YC4	346	-	-	1.1 / 0.044
	3.2	6	2009-10	N32A	RE10WYPB5	9901	RES9PYP4	7004	RES8PYB5	3017	RES9YCC4	OE031	-	-	1.1 / 0.044
Igniz	1.2	4	2017-19	K12C	-	-	-	-	-	-	RER10YC	-	-	-	1.0 / 0.040
Kizashi	2.4	4	2010-16	J24B	REC10WYPB4	9006	REC10PYPB4	7975	REC10PY-S	3500	REC10YC4	975	-	-	1.1 / 0.044
S-Cross	1.4	4	2017-19	K14C	RER8WMPB	9409	-	-	-	-	RER8MC	445	-	-	0.8 / 0.032
	1.6	4	2014-19	M16A	REC10WYPB4	9006	REC10PYPB4	7975	REC10PY-S	3500	REC10YC4	975	-	-	1.1 / 0.044
Swift	1.0	3	2018-20	K10C	RER8WMPB	9409	-	-	-	-	RER8MC	445	-	-	0.8 / 0.032
	1.2	4	2018-20	K12M	-	-	-	-	-	-	RER10YC	-	-	-	1.0 / 0.040
	1.4	4	2020-20	Boosterjet	RER8WMPB	9409	-	-	-	-	RER8MC	445	-	-	0.8 / 0.032
	1.5	4	2007-11	M15A	RC8WYPB4	9802	RC8PYP4	7345	RC8PYCBX	3070	RC8YC	337	-	-	1.1 / 0.044
	1.6	4	2013-17	M16A	REC10WYPB4	9006	REC10PYPB4	7975	REC10PY-S	3500	REC10YC4	975	-	-	1.1 / 0.044
SX4	2.0	4	2008-09	J20A	RC8WYPB4	9802	RC8PYP4	7345	RC8PYCBX	3070	RC8YC	337	-	-	1.1 / 0.044
	2.0	4	2010-14	J20B	REC10WYPB4	9006	REC10PYPB4	7975	REC10PY-S	3500	REC10C4	975	-	-	1.1 / 0.044
Vitara	1.4	4	2017-20	K14C	RER8WMPB	9409	-	-	-	-	RER8MC	445	-	-	0.8 / 0.032
	1.6	4	2016-20	M16A	REC10WYPB4	9006	REC10PYPB4	7975	REC10PY-S	3500	REC10YC4	975	-	-	1.1 / 0.044
XL-7	3.6	6	2007-09	N36A	RE10WYPB5	9901	RES9PYP4	7004	RES8PYB5	3017	RES9YCC4	OE031	-	-	1.1 / 0.044
TOYOTA															
4Runner	4.0	6	2006-07	1GR-FE	REC10WMPB4	9775	REC10PYPB4	7975	REC10PY-S	3500	REC10YC4	975	-	-	1.1 / 0.044
	4.7	8	2003-08	2UZ-FE	RC8WMPB4	9803	RC10PYPB4	7546	RC10PY-S	3346M	RC10YC4	346	-	-	1.1 / 0.044
Avalon	3.0	6	1995-04	1MZ-FE	-	-	RC10PLPB4	7436	RC10PY-S	3346M	RC10MCC	347	-	-	1.1 / 0.044
	3.5	6	2005-09	-	REC8WMPB4	9044	REC10PYPB4	7975	REC10PY-S	3500	REC10YC4	975	-	-	1.1 / 0.044
Avanza	1.5	4	2007-15	3SZ-VE	RA8WHP	9701	-	-	-	-	RA6HC	809	-	-	0.9 / 0.036
	1.5	4	2016-20	2NR-VE	REA9WYPB4	9412	REA8PMPB5	OE207	-	-	REA8MCX	991	-	-	1.1 / 0.044
Camry	2.2	4	1993-01	-	RC12WPB4	9201	RC12PYP	7071	RC12PY-S	3071M	RC12YC	71	-	-	1.1 / 0.044
	2.4	4	2002-09	2AZ-FE	RC10WYPB4	9001	RC10PYPB4	7546	RC10PY-S	3346M	RC10YC4	346	-	-	1.1 / 0.044
	2.5	4	2010-17	2AR-FE	REC12WMPB5	9055	REC10PYPB4	7975	-	-	REC-12MCC4	446	-	-	1.1 / 0.044
	2.5	4	2018-20	A25A-FXS	REA12WMPB4	9410	REA8PMPB5	OE207	-	-	REA8MCX	991	-	-	1.1 / 0.044
	3.0	6	1993-01	-	RC12WYPB4	9201	RC12PYP	7071	RC12PY-S	3071M	RC12YC	71	-	-	1.1 / 0.044
	3.0	6	2002-06	1MZ-FE	RC10WYPB4	9001	RC10PYPB4	7546	RC10PY-S	3346M	RC10YC4	346	-	-	1.1 / 0.044
	3.3	6	2004-06	3MZ-FE	RC10WYPB4	9001	RC10PYPB4	7546	RC10PY-S	3346M	RC10YC4	346	-	-	1.1 / 0.044
	3.5	6	2007-17	2GR-FE	REC10WYPB4	9006	REC10PYPB4	7975	REC10PY-S	3500	REC10YC4	975	-	-	1.1 / 0.044



MODELO Y AÑOS				BUJIAS CHAMPION											
MARCA / MODELO	LTS.	CIL.	AÑO	DESC. MOTOR	CHAMPION	STK	DOUBLE	STK	PLATINUM	STK	COPPER	STK	NICKEL	STK	CALIBRACIÓN
					IRIDIUM		PLATINUM		PLUS				(mm/pulg)		
TOYOTA (cont.)															
C-HR	2.0	4	2018-19	3ZR-FAE	REA9WYPB4	9412	REA8PMPB5	OE207	-	-	REA8MCX	991	-	-	1.1 / 0.044
Corolla	1.6	4	1993-97	-	RC12WYPB4	9201	RC12PYP	7071	RC12PY-S	3071M	RC12YC	71	-	-	0.8 / 0.032
	1.8	4	1993-94	-	RC12WYPB4	9201	RC12PYP	7071	RC12PY-S	3071M	RC12YC	71	-	-	0.8 / 0.032
	1.8	4	1995-03	7A-FE	RC12WMPB4	9202	RC12PMPB4	7318	RC12PM-S	3318M	RC12MC4	318	-	-	1.1 / 0.044
	1.8	4	2004-05	1ZZ-FE	RC12WMPB4	9202	RC12PMPB4	7318	RC12PM-S	3318M	RC12MC4	318	-	-	1.1 / 0.044
	1.8	4	2006-20	2ZR-FE	REA9WYPB4	9412	REA8PMPB5	OE207	-	-	REA8MCX	991	-	-	1.1 / 0.044
	2.4	4	2009-13	2AZ-FE	RC10WMPB4	9002	RC10PLPB4	7436	RC10PY-S	3346M	RC9MC4	434	-	-	1.1 / 0.044
FJ Cruiser	4.0	6	2008-14	1GR-FE	REC10WMPB4	9775	REC10PYPB4	7975	REC10PY-S	3500	REC10YC4	975	-	-	1.1 / 0.044
Hiace	2.7	4	2006-18	2TR-FE	REC8WYPB4	9033	REC10PYPB4	7975	REC10PY-S	3500	REC10YC4	975	-	-	1.1 / 0.044
Highlander	3.5	6	2008-16	2GR-FE	REC10WYPB4	9006	REC10PYPB4	7975	REC10PY-S	3500	REC10YC4	975	-	-	1.1 / 0.044
	3.5	6	2017-19	2GR-FKS	REC10WMPB4	9010	-	-	-	-	-	-	-	-	1.1 / 0.044
Hilux	2.7	4	2004-06	3RZ-FE	RC12WYPB4	9201	RC12PYP	7071	RC12PY-S	3071M	RC12YC	71	-	-	0.8 / 0.032
	2.7	4	2007-19	2TR-FE	REC10WYPB4	9006	REC10PYPB4	7975	REC10PY-S	3500	REC10YC4	975	-	-	1.1 / 0.044
Land Cruiser	4.7	8	2004-07	2UZ-FE	RC8WMPB4	9803	RC10PYPB4	7546	RC10PY-S	3346M	RC10YC4	346	-	-	1.1 / 0.044
	5.7	8	2008-20	3UR-FE	REC10WMPB4	9775	REC10PYPB4	7975	REC10PY-S	3500	REC10YC4	975	-	-	1.1 / 0.044
Matrix	1.8	4	2003-08	1ZZ-FE	RC10WYPB4	9001	RC10PYPB4	7546	RC10PY-S	3346M	RC10YC4	346	-	-	1.1 / 0.044
	1.8	4	2009-10	2ZR-FE	REA9WYPB4	9412	REA8PMPB5	OE207	-	-	REA8MCX	991	-	-	1.1 / 0.044
	2.4	4	2009-10	2AZ-FE	RC10WYPB4	9001	RC10PYPB4	7546	RC10PY-S	3346M	RC10YC4	346	-	-	1.1 / 0.044
MR2 Spyder	1.8	4	2005-06	1ZZ-FE	RC12WMPB4	9202	RC12PMPB4	7318	RC12PM-S	3318M	RC12MC4	318	-	-	1.1 / 0.044
Pickup	2.4	4	1993-95	22R	-	-	-	-	RN14PM-S	3405M	RN12YC	404	-	-	0.8 / 0.032
	3.0	6	1993-95	3VZ-E	RC12WMPB4	9202	RC12PMPB4	7318	RC12PMCB3	3720	RC12MCC4	439	-	-	0.8 / 0.032
Prius	1.8	4	2012-20	2ZR-FXE	REA9WYPB4	9412	REA8PMPB5	OE207	-	-	REA8MCX	991	-	-	1.1 / 0.044
Prius C	1.5	4	2018-20	1NZ-FXE	RC10WMPB3	9013	RC12PMPB4	7318	RC12PMCB3	3720	RC12MCC4	439	-	-	0.8 / 0.032
RAV4	2.4	4	2004-14	2AZ-FE	RC8WMPB4	9803	RC10PYPB4	7546	RC10PY-S	3346M	RC10YC4	346	-	-	1.1 / 0.044
	2.5	4	2009-18	2AR-FE	REC10WYPB4	9006	REC10PYPB4	7975	REC10PY-S	3500	REC10YC4	975	-	-	1.1 / 0.044
	2.5	4	2019-19	Hybrid A25A-FXS	REC10WMPB	9010	-	-	-	-	REC-12MCC4	446	-	-	0.8 / 0.032
	3.5	6	2009-12	2GR-FE	REC10WYPB4	9006	REC10PYPB4	7975	REC10PY-S	3500	REC10YC4	975	-	-	1.1 / 0.044
Rush	1.5	4	2009-09	3ZS-VE	RA7WHPB	OE187	-	-	-	-	-	-	-	-	0.8 / 0.032
Sequoia	4.7	8	2001-12	2UZ-FE	RC8WMPB4	9803	RC10PYPB4	7546	RC10PY-S	3346M	RC10YC4	346	-	-	1.1 / 0.044
	5.7	8	2009-19	3UR-FE	REC10WMPB4	9775	REC10PYPB4	7975	REC10PY-S	3500	REC10YC4	975	-	-	1.1 / 0.044
Sienna	3.0	6	1998-03	1MZ-FE	RC10WYPB4	9001	RC10PYPB4	7546	RC10PY-S	3346M	RC10YC4	346	-	-	1.1 / 0.044
	3.3	6	2004-06	3MZ-FE	RC10WYPB4	9001	RC10PYPB4	7546	RC10PY-S	3346M	RC10YC4	346	-	-	1.1 / 0.044
	3.5	6	2007-20	2GR-FE	REC10WYPB4	9006	REC10PYPB4	7975	REC10PY-S	3500	REC10YC4	975	-	-	1.1 / 0.044
Solara	3.3	6	2005-06	3MZ-FE	RC10WYPB4	9001	RC10PYPB4	7546	RC10PY-S	3346M	RC10YC4	346	-	-	1.1 / 0.044
Tacoma	2.4	4	1995-04	22RE, 2RZ-FE	RC12WYPB4	9201	RC12PYP	7071	RC12PY-S	3071M	RC12YC	71	-	-	1.1 / 0.044
	2.7	4	1995-09	3RZ-FE	RC12WYPB4	9201	RC12PYP	7071	RC12PY-S	3071M	RC12YC	71	-	-	0.8 / 0.032
	3.4	6	1995-04	-	RC12WYPB4	9201	RC12PYP	7071	RC12PY-S	3071M	RC12YC	71	-	-	0.8 / 0.032
	3.5	6	2016-20	2GR-FKS	REC10WMPB4	9010	-	-	-	-	-	-	-	-	1.1 / 0.044
	4.0	6	2005-15	1GR-FE	REC10WMPB4	9775	REC10PYPB4	7975	REC10PY-S	3500	REC10YC4	975	-	-	1.1 / 0.044
Tundra	3.4	6	2000-04	-	RC12WYPB4	9201	RC12PYP	7071	RC12PY-S	3071M	RC12YC	71	-	-	1.1 / 0.044
	4.0	6	2005-09	1GR-FE	REC10WMPB4	9775	REC10PYPB4	7975	REC10PY-S	3500	REC10YC4	975	-	-	1.1 / 0.044

MODELO Y AÑOS				BUJIAS CHAMPION											
MARCA / MODELO	LTS.	CIL.	AÑO	DESC. MOTOR	CHAMPION IRIIDIUM	STK	DOUBLE PLATINUM	STK	PLATINUM POWER	STK	COPPER PLUS	STK	NICKEL	STK	CALIBRACIÓN (mm/pulg)
TOYOTA (cont.)															
Tundra	4.7	8	2000-10	2UZ-FE	RC8WMPB4	9803	RC10PYPB4	7546	RC10PY-S	3346M	RC10YC4	346	-	-	1.1 / 0.044
	5.7	8	2007-20	3UR-FE	REC10WMPB4	9775	REC10PYPB4	7975	REC10PY-S	3500	REC10YC4	975	-	-	1.1 / 0.044
Yaris	1.3	4	2004-05	2NZ-FE	RC8WMPB4	9803	RC8PMPB	OE227	-	-	-	-	-	-	1.1 / 0.044
	1.5	4	2006-20	1NZ-FE	RC8WMPB4	9803	RC8PMPB	OE227	-	-	-	-	-	-	1.1 / 0.044
Yaris R	1.5	4	2015-20	P5Y4, P5Y6	REA8WYPB4	9019	-	-	-	-	REA8MCX	991	-	-	1.1 / 0.044
VOLKSWAGEN															
Amarok	2.0	4	2012-14	CFPA	-	-	KC6PYPB	OE214	-	-	-	-	-	-	0.8 / 0.032
Atlantic	1.6	4	1981-81	-	-	-	-	-	-	-	N12YC	38	-	-	0.9 / 0.036
	1.7	4	1982-87	-	-	-	-	-	-	-	N12YC	38	-	-	0.9 / 0.036
Beetle	1.8	4	2000-05	AGU, APH, AVC, AWU, AWW, BKF	RC8WYPB4	9802	RC8PYP4	7345	RC8PYCBX	3070	RC8YC	337	-	-	0.8 / 0.032
	2.0	4	1998-01	AEG	-	-	-	-	-	-	RC8VTC4	OE032	-	-	1.0 / 0.040
	2.0	4	2002-10	AZJ	-	-	KC8ZPYPB4	OE176	-	-	KC8ZMCC	OE177	-	-	1.1 / 0.044
	2.0	4	2011-13	CBFA, CCZA	-	-	KC6PYPB	OE214	-	-	-	-	-	-	0.8 / 0.032
	2.0	4	2014-18	CPLA, CPPA	KEC6WYPB-1	9069	KEC6PYPB-1	OE221	-	-	-	-	-	-	0.8 / 0.032
	2.5	5	2008-11	BPR, BPS	-	-	KC8ZPYPB4	OE176	-	-	KC8ZMCC	OE177	-	-	1.1 / 0.044
	2.5	5	2012-19	CBTA, CBUA, CCCA	-	-	KC8ZPYPB4	OE176	-	-	KC8ZMCC	OE177	-	-	1.1 / 0.044
Beetle Cabrio	2.5	5	2010-11	BPR, BPS	-	-	KC8ZPYPB4	OE176	-	-	KC8ZMCC	OE177	-	-	1.1 / 0.044
Bora	2.0	4	2005-11	BHY	-	-	KC8ZPYPB4	OE176	-	-	KC8ZMCC	OE177	-	-	1.1 / 0.044
	2.0	4	2005-10	GLI CAWB, CBFA, CCTA	-	-	KC6PYPB	OE214	-	-	-	-	-	-	0.8 / 0.032
	2.5	5	2006-10	BTK, CBUA, CCCA	-	-	KC8ZPYPB4	OE176	-	-	KC8ZMCC	OE177	-	-	1.1 / 0.044
Brasilia	1.6	4	1975-79	-	-	-	-	-	-	-	L92YC	806	L92Y	-	0.9 / 0.036
	1.6	4	1980-82	-	-	-	-	-	-	-	L86A	306	L88A	-	0.9 / 0.036
Cabrio	2.0	4	1996-02	AGG, AKR, ATU, AWF, AWG	RC8WYPB4	9802	RC8PYP4	7345	RC8PYCBX	3070	RC8VTC4	OE032	-	-	1.0 / 0.040
Caddy	1.2	4	2014-17	CBZB	KC6ZWYPB	OE260	-	-	-	-	-	-	-	-	0.7 / 0.028
	1.6	4	2018-20	CWWA	-	-	-	-	-	-	KA8ZYCC-1	OE247	-	-	1.0 / 0.040
Caribe	1.6	4	1977-80	-	-	-	-	-	-	-	N12YC	38	N12Y	-	0.9 / 0.036
	1.7	4	1981-87	-	-	-	-	-	-	-	N12YC	38	N12Y	-	0.9 / 0.036
	1.8	4	1984-87	-	-	-	-	-	-	-	N12YC	38	N12Y	-	0.9 / 0.036
CC	2.0	4	2013-17	CBFA, CCTA, CCZB	-	-	KC6PYPB	OE214	-	-	-	-	-	-	0.8 / 0.032
	3.6	6	2013-16	BLV, CNNA	RER8ZWYCB4	9407	-	-	-	-	-	-	-	-	0.9 / 0.036
Clasico	1.8	4	2011-12	GLI AUQ	-	-	KC8PYP4	OE228	-	-	-	-	-	-	0.8 / 0.032
	2.0	4	2011-15	CBPA, CKJA	-	-	KC8ZPYPB4	OE176	-	-	KC8ZMCC	OE177	-	-	1.1 / 0.044
Combi	1.6	4	1975-88	-	-	-	-	-	-	-	L86C	306	L88A	-	0.9 / 0.036
	1.8	4	1989-96	-	-	-	-	-	RN14PM-S	3405M	RN12YC	404	-	-	0.9 / 0.036
	1.8	4	1997-01	-	RN8WYPB3	9804	RN9PYP	7415	RN9PY-S	3415M	RN9YC	415	-	-	0.9 / 0.036
Corsar	1.8	4	1984-88	DS, JN, JV	-	-	-	-	-	-	N12YC	38	N12Y	-	0.9 / 0.036
Crossfox	1.6	4	2014-17	CCRA	-	-	KC8ZPYPB4	OE176	-	-	KC8ZMCC	OE177	-	-	1.1 / 0.044
	1.6	4	2016-17	CWSA	-	-	KA6ZPHPB-1	OE244	-	-	KA8ZYCC-1	OE247	-	-	0.8 / 0.032
Derby	1.8	4	1995-06	-	RN8WYPB3	9804	-	-	RN9PY-S	3415M	N7BYC	OE012	-	-	0.8 / 0.032
	1.8	4	2007-09	-	RC8WYPB4	9802	RC8PYP4	7345	RC8PYCBX	3070	RC8VTC4	OE032	-	-	1.0 / 0.040



MODELO Y AÑOS				BUJIAS CHAMPION											
MARCAS / MODELO	LTS.	CIL.	AÑO	DESC. MOTOR	CHAMPION IRIDIUM		DOUBLE PLATINUM		PLATINUM POWER		COPPER PLUS		NICKEL		CALIBRACIÓN (mm/pulg)
					STK		STK		STK		STK		STK		
VOLKSWAGEN (cont.)															
EOS	2.0	4	2010-10	BPY, BWA, CAWB	-	-	KC6PYPB	OE214	-	-	-	-	-	-	0.8 / 0.032
Eurovan	2.5	5	2001-04	-	RC8WYPB4	9802	RC8PYP4	7345	RC8PYCBX	3070	RC8VTYC4	OE032	-	-	0.8 / 0.032
	2.8	6	2000-00	-	RC11WYPB4	9003	RC10PYPB4	7546	RC10PY-S	3346M	RC10YC4	346	-	-	0.8 / 0.032
Gol	1.6	4	2009-13	CCRA, CFZA	-	-	-	-	-	-	KC7ZTMC4	OE235	-	-	1.0 / 0.040
	1.6	4	2016-20	CFZA	-	-	KC8ZPYPB4	OE176	-	-	KC8ZMCC	OE177	-	-	1.1 / 0.044
Gol Sedan	1.6	4	2010-13	CCRA, CFZA	-	-	-	-	-	-	KC7ZTMC4	OE235	-	-	1.0 / 0.040
Golf	1.4	4	2013-13	CAVD, CNWA, CTHD	KC6ZWHPB	OE266	-	-	-	-	-	-	-	-	0.8 / 0.032
	1.4	4	2015-18	CHPB, CZDA, CZEA, DGXA	-	-	KA6ZPHPB-1	OE244	-	-	-	-	-	-	0.8 / 0.032
	1.8	4	1987-92	7B, PF, RV	-	-	-	-	-	-	N12YC	38	N12Y	-	0.9 / 0.036
	1.8	4	1993-99	ABS, ACC, ADD, ADZ	-	-	-	-	RN9PY-S	3415M	N7BYC	OE012	-	-	0.9 / 0.036
	1.8	4	2001-09	AGU, AQA, ARZ, ALUM, AWD, AWW	RC8WYPB4	9802	RC8PYP4	7345	RC8PYCBX	3070	RC8YC	337	-	-	0.8 / 0.032
	2.0	4	1995-99	2E, ABA, ADY, AGG, AKR	-	-	-	-	-	-	RC9BMC	OE085	-	-	0.8 / 0.032
	2.0	4	2000-07	AEG, APK, AQY, AZG, AZJ, VER	RC8WYPB4	9802	RC8PYP4	7345	RC8PYCBX	3070	RC8VTYC4	OE032	-	-	1.0 / 0.040
	2.0	4	2019-20	DKFA	KEC6WYPB-1	9069	-	-	-	-	-	-	-	-	0.8 / 0.032
	2.8	6	1996-99	VR6 AAA	RC11WYPB4	9003	RC10PYPB4	7546	RC10PY-S	3346M	RC10YC4	346	-	-	0.8 / 0.032
Golf R	2.0	4	2018-19	CJXD, DJHB, DNUC	KEC6WYPB-1	9069	-	-	-	-	-	-	-	-	0.8 / 0.032
Golf Sportwagen	2.5	5	2010-13	CBTA, CBUA, CCCA	-	-	KC8ZPYPB4	OE176	-	-	KC8ZMCC	OE177	-	-	1.1 / 0.044
GTI	2.0	4	2007-15	CCZB	-	-	KC6PYPB	OE214	-	-	-	-	-	-	0.8 / 0.032
	2.0	4	2016-18	CHHA, CXDB	KEC6WYPB-1	9069	-	-	-	-	-	-	-	-	0.8 / 0.032
Jetta	1.4	4	2019-19	CWLA, CZDA, DGXA, DJXA	-	-	KA6ZPHPB-1	OE244	-	-	-	-	-	-	0.8 / 0.032
	1.8	4	1987-92	EV, PB	-	-	-	-	-	-	N12YC	38	N12Y	-	0.9 / 0.036
	1.8	4	1993-99	ABS, ACC, ADD, ADZ	RN8WYPB3	9804	-	-	RN9PY-S	3415M	N7BYC	OE012	-	-	0.8 / 0.032
	1.8	4	2000-10	AWU, ARX, AUQ	RC8WYPB4	9802	RC8PYP4	7345	RC8PYCBX	3070	RC8YC	337	-	-	0.8 / 0.032
	2.0	4	1993-99	2E, ABA, ADY, AGG, AKR	-	-	-	-	-	-	RC9BMC	OE085	-	-	0.8 / 0.032
	2.0	4	2000-09	AEG, AZH, AZJ, CBPA	RC8WYPB4	9802	RC8PYP4	7345	RC8PYCBX	3070	RC8VTYC4	OE032	-	-	0.8 / 0.032
	2.0	4	2010-19	CBPA, CKJA	-	-	KC8ZPYPB4	OE176	-	-	KC8ZMCC	OE177	-	-	1.1 / 0.044
	2.5	5	2008-18	CBTA, CBUA, CBPA	-	-	KC8ZPYPB4	OE176	-	-	KC8ZMCC	OE177	-	-	1.1 / 0.044
	2.8	6	1995-02	VR6 AAA	RC11WYPB4	9003	RC10PYPB4	7546	RC10PY-S	3346M	RC10YC4	346	-	-	0.8 / 0.032
Lupo	1.6	4	2005-09	BLH	-	-	-	-	-	-	KC7ZTMC4	OE235	-	-	1.0 / 0.040
Nuevo Gol	1.6	4	2014-16	CFZA	-	-	KC8ZPYPB4	OE176	-	-	KC8ZMCC	OE177	-	-	1.1 / 0.044
Passat	1.8	4	1999-04	AWM	RC8WYPB4	9802	RC8PYP4	7345	RC8PYCBX	3070	RC8YC	337	-	-	0.8 / 0.032
	1.8	4	2005-05	-	RC8WYPB4	9802	RC8PYP4	7345	RC8PYCBX	3070	RC8VTYC4	OE032	-	-	0.8 / 0.032
	2.0	4	1991-93	9A	RC8WYPB4	9802	RC8PYP4	7345	RC8PYCBX	3070	RC8VTYC4	OE032	-	-	0.8 / 0.032
	2.0	4	2006-10	AXX, BLY, BVY, CCTA	-	-	KC6PYPB	OE214	-	-	-	-	-	-	0.8 / 0.032
	2.5	5	2012-18	CBTA, CBUA, CCCA	-	-	KC8ZPYPB4	OE176	-	-	KC8ZMCC	OE177	-	-	0.8 / 0.032
	2.8	6	1996-05	VR6 AAA	RC11WYPB4	9003	RC10PYPB4	7546	RC10PY-S	3346M	RC10YC4	346	-	-	0.8 / 0.032
	3.6	6	2006-18	BLV, CDVB	RER8ZWYCB4	9407	-	-	-	-	-	-	-	-	0.9 / 0.036

MODELO Y AÑOS				BUJIAS CHAMPION											
MARCA / MODELO	LTS.	CIL.	AÑO	DESC. MOTOR	CHAMPION IRIIDIUM	STK	DOUBLE PLATINUM	STK	PLATINUM POWER	STK	COPPER PLUS	STK	NICKEL	STK	CALIBRACIÓN (mm/pulg)
VOLKSWAGEN (cont.)															
Passat	4.0	8	2003-04	BDN, BDP	RC8WYPB4	9802	RC8PYP4	7345	RC8PYCBX	3070	RC8YC	337	-	-	0.8 / 0.032
Passat CC	2.0	4	2011-12	AXX, BLY, BVY, CCTA	-	-	KC6PYPB	OE214	-	-	-	-	-	-	0.8 / 0.032
	3.6	6	2011-12	BLV, CDVB	RER8ZWYCB4	9407	-	-	-	-	-	-	-	-	0.9 / 0.036
Pointer	1.8	4	1998-00	BHG	-	-	-	-	RN14PM-S	3405M	RN12YC	404	-	-	0.8 / 0.032
	1.8	4	2001-04	BHG	-	-	-	-	RN14PMC3	3322	RN10VTYC4	OE027	-	-	1.0 / 0.040
	1.8	4	2005-09	BJY	-	-	-	-	-	-	KC7ZTMC4	OE235	-	-	1.0 / 0.040
	2.0	4	2000-03	UQG	-	-	-	-	RN14PMC3	3322	RN10VTYC4	OE027	-	-	1.0 / 0.040
Pointer Truck	1.8	4	1999-00	BHG	-	-	-	-	RN14PM-S	3405M	RN12YC	404	-	-	0.8 / 0.032
	1.8	4	2001-04	BHG	-	-	-	-	RN14PMC3	3322	RN10VTYC4	OE027	-	-	1.0 / 0.040
	1.8	4	2005-10	BJY	-	-	-	-	-	-	KC7ZTMC4	OE235	-	-	1.0 / 0.040
Polo	1.2	4	2013-17	CBZB	KC6ZWYPB	OE260	-	-	-	-	-	-	-	-	0.7 / 0.028
	1.4	4	2013-14	GTI CAVE, CTHE	KC6ZWHPB	OE266	KC7ZPYPB4	OE213	-	-	-	-	-	-	0.8 / 0.032
	1.6	4	2003-07	ARC, AVY	-	-	-	-	-	-	KC7ZTMC4	OE235	-	-	1.0 / 0.040
	1.6	4	2015-20	CFNA, CLSA	-	-	KC8ZPYPB4	OE176	-	-	KC8ZMCC	OE177	-	-	1.1 / 0.044
	1.8	4	2017-17	GTI DAJA, DAJB	KEC6WYPB-1	9069	-	-	-	-	-	-	-	-	0.8 / 0.032
	2.0	4	2003-07	BBX	RC8WYPB4	9802	RC8PYP4	7345	RC8PYCBX	3070	RC8VTYC4	OE032	-	-	1.0 / 0.040
R32	3.2	6	2003-03	BFH, BML	KA7ZWYPB4	9702	-	-	-	-	-	-	-	-	0.9 / 0.036
Routan	3.6	6	2011-12	CJRA	RER8ZWYCB4	9407	-	-	-	-	-	-	-	-	1.1 / 0.044
	3.8	6	2009-10	CGUA	-	-	RE14PLP5	7440	-	-	-	-	-	-	1.3 / 0.052
	4.0	6	2009-09	-	RC12WEPB5	9034	RC12PEPB5	7034	RC12PEC-S	3034M	-	-	-	-	1.3 / 0.052
Safari	1.6	4	1975-80	-	-	-	-	-	-	-	L92YC	806	L92Y	-	0.9 / 0.036
Saveiro	1.6	4	2010-15	CCRA, CFZA	-	-	KC8ZPYPB4	OE176	-	-	KC8ZMCC	OE177	-	-	1.1 / 0.044
	1.6	4	2016-20	CWSA	-	-	KA6ZPHPB-1	OE244	-	-	KA8ZYCC-1	OE247	-	-	0.8 / 0.032
Sedan	1.6	4	1973-79	-	-	-	-	-	-	-	L92YC	806	L92Y	-	0.7 / 0.028
	1.6	4	1980-92	-	-	-	-	-	-	-	L86C	306	L88A	-	0.7 / 0.028
	1.6	4	1993-04	ACD	-	-	-	-	RN14PM-S	3405M	RN12YC	404	-	-	0.9 / 0.036
Sharan	1.8	4	2002-08	AJH, AWC	RC8WYPB4	9802	RC8PYP4	7345	RC8PYCBX	3070	RC8VTYC4	OE032	-	-	0.8 / 0.032
Sportvan	1.6	4	2007-10	CFZA	-	-	-	-	-	-	KC7ZTMC4	OE235	-	-	1.0 / 0.040
T-Cross	1.6	4	2020-20	CWSA	-	-	KA6ZPHPB-1	OE244	-	-	KA8ZYCC-1	OE247	-	-	0.8 / 0.032
Tiguan	1.4	4	2013-17	CAVA, CTHA	-	-	KA6ZPHPB-1	OE244	-	-	-	-	-	-	0.8 / 0.032
	2.0	4	2009-17	CAWB, CCTA, CCZA	-	-	KC6PYPB	OE214	-	-	-	-	-	-	0.8 / 0.032
	2.0	4	2018-20	DGVA	KEC6WYPB-1	9069	-	-	-	-	-	-	-	-	0.8 / 0.032
Touareg	3.0	6	2013-17	CGEA, CGFA	-	-	KC6PYPB	OE214	-	-	-	-	-	-	0.8 / 0.032
	3.2	6	2004-07	BMV	KA7ZWYPB4	9702	KA4ZPYPB4	OE215	-	-	-	-	-	-	0.9 / 0.036
	4.2	8	2004-07	AXQ	-	-	-	-	-	-	RC89TMC	353	-	-	0.8 / 0.032
	4.2	8	2008-17	BAR, CGNA	-	-	KC7PYPB	OE209	-	-	-	-	-	-	0.9 / 0.036
Up!	1.0	3	2016-18	CHYB, CWRA	-	-	-	-	-	-	KA8ZYCC-1	OE247	-	-	1.0 / 0.040
Van	1.8	4	2003-09	ADD	RC8WYPB4	9802	RC8PYP4	7345	RC8PYCBX	3070	RC8VTYC4	OE032	-	-	1.0 / 0.040
Vento	1.6	4	2014-20	CLSA, CLPA	-	-	KC8ZPYPB4	OE176	-	-	KC8ZMCC	OE177	-	-	1.1 / 0.044
Virtus	1.6	4	2020-20	CWSA	-	-	-	-	-	-	KA8ZYCC-1	OE247	-	-	1.0 / 0.040



MODELO Y AÑOS				BUJIAS CHAMPION											
MARCA / MODELO	LTS.	CIL.	AÑO	DESC. MOTOR	CHAMPION	STK	DOUBLE	STK	PLATINUM	STK	COPPER	STK	NICKEL	STK	CALIBRACIÓN (mm/pulg)
					IRIDIUM		PLATINUM		PLUS						
VOLVO															
C30	1.6	4	2011-12	B 4164 S3	RE10WYPB5	9901	RES9PYP4	7004	RES8PYB5	3017	RES9YCC4	OE031	-	-	1.3 / 0.052
	2.4	5	2008-11	B 5244 S4	-	-	-	-	-	-	REC6TMC	OE236	-	-	0.7 / 0.028
	2.5	5	2008-13	B 5254 T7	REC8WYPB4	9033	REC8PYPB	OE224	-	-	REC9YCL	OE035	-	-	0.7 / 0.028
C70	2.3	5	1999-01	B 5234 T3	RC8WYPB4	9802	RC8PYPB4	7545	RC8PYCBX	3070	RC8YC	337	-	-	1.1 / 0.044
	2.4	5	2002-05	-	RC8WYPB4	9802	RC8PYPB4	7545	RC8PYCBX	3070	RC8YC	337	-	-	1.1 / 0.044
	2.5	5	2006-13	B 5254 T7 / T3	REC8WYPB4	9033	REC8PYPB	OE224	-	-	REC9YCL	OE035	-	-	0.7 / 0.028
S40	1.9	4	1999-04	B 4194 T, B 4194 T2	RC8WYPB4	9802	RC8PYPB4	7545	RC8PYCBX	3070	RC8YC	337	-	-	0.8 / 0.032
	2.0	4	2011-11	B 4204 S3	RS8WYPB5	9808	-	-	-	-	-	-	-	-	1.3 / 0.052
	2.4	5	2007-10	B 5244 S4 / S5	-	-	-	-	-	-	REC6TMC	OE236	-	-	0.7 / 0.028
	2.5	5	2004-12	B 5254 T3 / T7	REC8WYPB4	9033	REC8PYPB	OE224	-	-	REC9YCL	OE035	-	-	0.7 / 0.028
S60	1.6	4	2011-15	B 4164 T	RE10WYPB5	9901	RE10PMPB5	7032	RE10PM-S	3032M	-	-	-	-	1.3 / 0.052
	2.0	5	2001-04	B 5204 T5	RC8WYPB4	9802	RC8PYPB4	7545	RC8PYCBX	3070	RC8YC	337	-	-	0.8 / 0.032
	2.0	4	2012-20	B 4204 T19	RES8WYPB3	9016	RES9PYP4	7004	RES8PYB5	3017	RES9YCC4	OE031	-	-	0.8 / 0.032
	2.3	5	2001-05	B 5234 T3	RC8WYPB4	9802	RC8PYPB4	7545	RC8PYCBX	3070	RC8YC	337	-	-	0.8 / 0.032
	2.4	5	2001-08	B 5244 T3	RC8WYPB4	9802	RC8PYPB4	7545	RC8PYCBX	3070	RC8YC	337	-	-	0.8 / 0.032
	2.4	5	2001-08	B 5244 T5	REC8WYPB4	9033	REC8PYPB	OE224	-	-	REC9YCL	OE035	-	-	0.8 / 0.032
	2.5	5	2004-07	B 5254 T2	REC8WYPB4	9033	REC8PYPB	OE224	-	-	REC9YCL	OE035	-	-	0.7 / 0.028
	2.5	5	2004-07	T5 B 5234 T3	REC8WYPB4	9033	REC8PYPB	OE224	-	-	REC9YCL	OE035	-	-	0.7 / 0.028
	2.5	5	2004-07	R B 5254 T4	RC8WYPB4	9802	RC8PYPB4	7545	RC8PYCBX	3070	RC8YC	337	-	-	0.8 / 0.032
	3.0	6	2011-15	B 6304 T4	REC8WYPB4	9033	REC8PYPB	OE224	-	-	REC9YCL	OE035	-	-	0.7 / 0.028
S60 Cross Country	2.0	4	2017-17	B 4204 T19	RES8WYPB3	9016	RES9PYP4	7004	RES8PYB5	3017	RES9YCC4	OE031	-	-	0.8 / 0.032
	2.5	5	2016-16	B 5254 T2	REC8WYPB4	9033	REC8PYPB	OE224	-	-	REC9YCL	OE035	-	-	0.7 / 0.028
	2.5	5	2016-16	R B 5254 T4	RC8WYPB4	9802	RC8PYPB4	7545	RC8PYCBX	3070	RC8YC	337	-	-	0.8 / 0.032
	2.5	5	2016-16	T5 B 5234 T3	REC8WYPB4	9033	REC8PYPB	OE224	-	-	REC9YCL	OE035	-	-	0.7 / 0.028
S70	2.3	5	2000-00	B 5234 T3	RC8WYPB4	9802	RC8PYPB4	7545	RC8PYCBX	3070	RC8YC	337	-	-	0.8 / 0.032
	2.4	5	1999-00	B 5244 T	RC8WYPB4	9802	RC8PYPB4	7545	RC8PYCBX	3070	RC8YC	337	-	-	0.8 / 0.032
S80	2.0	4	2012-13	B 4204 S3	RS8WYPB5	9808	-	-	-	-	-	-	-	-	1.3 / 0.052
	2.5	5	2005-06	B 5254 T2	RC8WYPB4	9802	RC8PYPB4	7545	RC8PYCBX	3070	RC8YC	337	-	-	0.8 / 0.032
	2.8	6	1999-03	B 6284 T	RC8WYPB4	9802	RC8PYPB4	7545	RC8PYCBX	3070	RC8YC	337	-	-	0.8 / 0.032
	2.9	6	2000-06	B 6294 S, B 6304 S3	RC8WMPB4	9803	-	-	-	-	RC89TMC	OE120	-	-	0.7 / 0.028
	3.0	6	2010-15	B 6304 T2	REC8WYPB4	9033	REC8PYPB	OE224	-	-	REC9YCL	OE035	-	-	0.8 / 0.032
	3.2	6	2008-09	B 6324 S	REC8WYPB4	9033	REC8PYPB	OE224	-	-	REC9YCL	OE035	-	-	0.8 / 0.032
	4.4	8	2007-10	B 8444 S	RC8WYPB4	9802	RC8PYP4	7345	RC8PYCBX	3070	RC8YC	337	-	-	1.1 / 0.044
V40	1.6	4	2014-14	B 4164 T3	RE10WYPB5	9901	RE10PMPB5	7032	RE10PM-S	3032M	-	-	-	-	1.3 / 0.052
	1.9	4	1999-04	B 4194 T, B 4194 T2	RC8WYPB4	9802	RC8PYPB4	7545	RC8PYCBX	3070	RC8YC	337	-	-	0.8 / 0.032
V40 Cross Country	1.6	4	2013-15	B 4164 T3	RE10WYPB5	9901	RE10PMPB5	7032	RE10PM-S	3032M	-	-	-	-	1.3 / 0.052
V50	2.5	5	2005-07	B 5254 T3	REC8WYPB4	9033	REC8PYPB	OE224	-	-	REC9YCL	OE035	-	-	0.8 / 0.032
V60	2.0	4	2013-16	B 4204 T19	RES8WYPB3	9016	RES9PYP4	7004	-	-	RES9YCC4	OE031	-	-	0.8 / 0.032
V70	2.3	5	2000-03	B 5234 T3	RC8WYPB4	9802	RC8PYP4	7345	RC8PYCBX	3070	RC8YC	337	-	-	0.8 / 0.032
	2.4	5	1999-03	B 5244 T	RC8WYPB4	9802	RC8PYP4	7345	RC8PYCBX	3070	RC8YC	337	-	-	0.8 / 0.032
XC60	2.0	4	2015-20	-	RE9WYPB4	9412	-	-	-	-	-	-	-	-	0.8 / 0.032
	2.5	5	2016-16	-	REC8WYPB3	9030	REC10PYPB4	7975	-	-	REC10YC4	975	-	-	0.8 / 0.032

MODELO Y AÑOS				BUJIAS CHAMPION											
MARCA / MODELO	LTS.	CIL.	AÑO	DESC. MOTOR	CHAMPION IRIDIUM	STK	DOUBLE PLATINUM	STK	PLATINUM POWER	STK	COPPER PLUS	STK	NICKEL	STK	CALIBRACIÓN (mm/pulg)
VOLVO (cont.)															
XC60	3.0	6	2010-15	B 6304 T2	REC8WYPB4	9033	REC8PYPB	OE224	-	-	REC9YCL	OE035	-	-	0.8 / 0.032
	3.2	6	2010-11	B 6324 S	REC8WYPB4	9033	REC8PYPB	OE224	-	-	REC9YCL	OE035	-	-	0.8 / 0.032
XC70	2.5	5	2004-07	B 5254 T2	RC8WYPB4	9802	RC8PYPB4	7545	RC8PYCBX	3070	RC8YC	337	-	-	0.8 / 0.032
XC90	2.5	5	2004-14	B 5254 T2	RC8WYPB4	9802	RC8PYPB4	7545	RC8PYCBX	3070	RC8YC	337	-	-	0.8 / 0.032
	2.9	6	2003-06	B 6294 T	RC8WYPB4	9802	RC8PYPB4	7545	RC8PYCBX	3070	RC8YC	337	-	-	0.8 / 0.032
	3.2	6	2007-10	B 6324 S	REC8WYPB4	9033	REC8PYPB	OE224	-	-	REC9YCL	OE035	-	-	0.8 / 0.032
	4.4	8	2006-10	B 8444 S	RC8WYPB4	9802	RC8PYPB4	7545	RC8PYCBX	3070	RC8YC	337	-	-	0.8 / 0.032



BUJÍAS PARA MOTORES MARINOS FUERA DE BORDA

CHAMPION 2021-2022



➤ BUJÍAS PARA MOTORES MARINOS FUERA DE BORDA ...

APLICACIÓN	BUJÍA	BUJÍA EN ACERO INOXIDABLE	CALIBRACIÓN	
			MM.	PULGADAS
// ENVINRUDE (MOTORES FUERA DE BORDA)				
40 HP DOHC (815 C.C.)	RA8HC	N/D	0.9	0.035
40 HP.CO /45 HP COM.	QL16V	N/D	N/R	N/R
55 HP. COM.	QL16V	N/D	N/R	N/R
40 HP. BIGWIN	J4C	N/D	0.7	0.030
40 HP. (2 CILINDROS)	QL78YC/L78YC	5939	0.8	0.032
50 HP. (3 CILINDROS)	QL78YC/L78YC	5939	0.8	0.032
40 HP. (2 CIL.)	QL77JC4/L77JC4	5828	0.8	0.032
55HP. (3 CILINDROS)	QL77JC4/L77JC4	5828	0.7	0.030
40 HP. COM (43 C.I.D.)	UL81C	N/D	0.7	0.030
45 HP.	QL16V	N/D	N/R	N/R
50 HP. 4 TIEMPOS DOHC (815C.C.)	RA8HC	N/D	0.9	0.035
50 HP. 2 CILINDROS	QL78YC/L78YC	5939	0.7	0.030
55 HP. 2 CILINDROS COM.	QL78YC/L78YC	5939	0.7	0.030
60 HP. 3 CILINDROS	QL78YC/L78YC	5939	0.8	0.032
65 HP. 3 CILINDROS COM.	QL78YC/L78YC	5939	0.8	0.032
55 HP. COM.	QL16V	N/D	N/R	N/R
60 HP. 2 CILINDROS/65 HP. 3 CILINDROS	QL77JC4/L77JC4	5828	0.8	0.032
60 HP. 3 CILINDROS	QL77JC4/L77JC4	5828	0.7	0.030
65 HP. JET CV-4	QL77JC4/L77JC4	5828	0.7	0.030
60 HP. 3 CILINDROS	QL76V/L76V	5898	N/R	N/R
60 HP. V-4	J8C	N/D	0.7	0.030
65 HP. COM HC/LC	QL16V	N/D	N/R	N/R
65 HP. COM HC/LC	QL77JC4/L77JC4	5828	0.8	0.032
65 HP. 3 CILINDROS TRIUMPH	UL81C	N/D	0.7	0.030
65 HP. V-4	QL77JC4/L77JC4	5828	0.7	0.030
70 HP. 3 CILINDROS (56 C.I.D.)	QL77JC4/L77JC4	5828	0.7	0.030
70 HP. 3 CILINDROS (49 C.I.D.)	QL77JC4/L77JC4	5828	0.7	0.030
70 HP. OHC (1298 C.C.)	RN9YC/N9YC	N/D	0.9	0.035
70 HP. 3 CILINDROS	QL78YC/L78YC	5939	0.8	0.032
75 HPV-4	QL77JC4/L77JC4	5828	0.7	0.030
80 HP. JET CV-4	QL82C/L82C	5931	0.7	0.030
80 HP. STARFIRE	J8C	N/D	0.7	0.030
85 HP. V-4 BACKROLLER	QL82C/L82C	5931	0.7	0.030
90 HP. LV-4	XC12PEPB	N/D	0.9	0.035
105 HP. JET LV-6	QL78YC/L78YC	5939	0.7	0.030
105 HP. COM LV-4	QL78YC/L78YC	5939	0.7	0.030
115 HP. INTRUDER LV-4	QL78YC/L78YC	5939	0.7	0.030

// JOHNSON (MOTORES FUERA DE BORDA)

15 HP KERO	UL77V	N/D	N/R	N/R
18 HP JET 2 CILINDROS	QL82C/L82C	5931	0.7	0.030
18 HP FASTWIN	J4C	N/D	0.7	0.030
20 HP JET 2 CILINDROS	QL82C/L82C	5931	0.7	0.030
20 HP 2 CILINDROS	QL82C/L82C	5931	0.7	0.030
25 HP JET 2 CILINDROS	QL82C/L82C	5931	0.7	0.030
25 HP 2 CILINDROS	QL82C/L82C	5931	0.7	0.030
25 HP/ 25 E/ 25EL/25R/25RL	J8C	N/D	0.7	0.030
28 HP 2 CILINDROS	QL82C/L82C	5931	0.7	0.030
28 HP JET	QL78YC/L78YC	5939	0.7	0.030
30 HP 2 CILINDROS	QL82C/L82C	5931	0.7	0.030

➤ BUJÍAS PARA MOTORES MARINOS FUERA DE BORDA ...

APLICACIÓN	BUJÍA	BUJÍA EN ACERO INOXIDABLE	CALIBRACIÓN	
			MM.	PULGADAS
// ENVINRUDE (MOTORES FUERA DE BORDA)				
30 HP JET 2 CILINDROS	QL78YC/L78YC	5939	0.7	0.030
35 HP 3 CILINDROS	QL86C/L86C	5933	0.7	0.030
35 HP JET 2 CILINDROS	QL78YC/L78YC	5939	0.7	0.030
35 HP 2 CILINDROS	QL77JC4/L77JC4	5828	0.7	0.030
40 HP 2 CILINDROS	QL78YC/L78YC	5939	0.7	0.030
40 HP JET 3 CILINDROS	QL78YC/L78YC	5939	0.7	0.030
40 HP 40E/ 40 EL/40R/40RL	QL77JC4/L77JC4	5828	0.7	0.030
40 HP COM (43 C.I.D.)	UL81C	N/D	0.7	0.030
45 HP COM	QL16V	N/D	N/R	N/R
48 HP 2 CILINDROS SPL	QL78YC/L78YC	5939	0.7	0.030
50 HP SIZZLWER	UL81C	N/D	0.7	0.030
50 HP 3 CILINDROS	QL78YC/L78YC	5939	0.7	0.030
50 HP 2 CILINDROS	QL77JC4/L77JC4	5828	0.7	0.030
55 HP 3 CILINDROS	QL77JC4/L77JC4	5828	0.7	0.030
55HP 2 CILINDROS	QL77JC4/L77JC4	5828	0.7	0.030
55 HP 2 CILINDROS COM	QL78YC/L78YC	5939	0.7	0.030
60 HP TRIUMPH	QL76V/L76V	5898	N/R	N/R
60 HP 2 CILINDROS	QL77JC4/L77JC4	5828	0.7	0.030
60 HP 3 CILINDROS 49 (C.I.D.)	QL77JC4/L77JC4	5828	0.7	0.030
60 HP 3 CILINDROS (60 C.I.D.)	QL78YC/L78YC	5939	0.7	0.030
65 HP 3 CILINDROS COM	QL78YC/L78YC	5939	0.7	0.030
65 HP COM HCLC	QL77JC4/L77JC4	5828	0.7	0.030
65 HP JET CV-4	QL82C/L82C	5931	0.7	0.030
65 HP V-4 SPORTFOUR	QL77JC4/L77JC4	5828	0.7	0.030
70 HP 3 CILINDROS (56 C.I.D.)	QL78YC/L78YC	5939	0.7	0.030
70 HP 3 CILINDROS (49 C.I.D.)	QL77JC4/L77JC4	5828	0.7	0.030
80 HP STARFIRE	RJ8C/J8C	N/D	0.7	0.030
275 HP V-6 3.4 LTS.	QL16VC	N/D	N/R	N/R
300 HP V-8	QL78YC/L78YC	5939	0.7	0.030

// MERCURY (MOTORES FUERA DE BORDA)				
9.9 HP	QL78YC6/L78YC6	N/D	1.5	0.060
10 HP SEA PRO/XR10	QL78YC6/L78YC6	N/D	1.5	0.060
20 HP JET (2 CILINDROS)	QL78YC/L78YC	5939	1.0	0.040
25 HP SEA PRO 2 CILINDROS	QL78YC/L78YC	5939	1.0	0.040
40 HP SEA PRO	QL78YC/L78YC	5939	1.0	0.040
45 HP JET	QL78YC/L78YC	5939	1.0	0.040
55 HP SEA PRO	QL78YC/L78YC	5939	1.0	0.040
60 HP SEA PRO	QL78YC/L78YC	5939	1.0	0.040
60 HP BIG FOOT	QL78YC/L78YC	5939	1.0	0.040
65 HP JET	QL78V/L78V	5838	N/R	N/R
75 HP SEA PRO	QL78V/L78V	5838	N/R	N/R
105 HP JET	QL6VC/L6VC	N/D	N/R	N/R
140 HP JET	QL6VC/L6VC	N/D	N/R	N/R
150 HP XR6, V-6/150 EFI, V-6	QL6VC/L6VC	N/D	N/R	N/R
150 HP PROMAX EFI	QL6VC/L6VC	N/D	N/R	N/R
175 HP EFI V-6	QL6 /L6VC	N/D	N/R	N/R
200 HP EFI	QL82Y/ L82YC	N/D	1.0	0.040
200 HP EFI PROMAX	QL6VC/ L6VC	N/D	N/R	N/R
225 HP PRO MAX	QL6VC/L6VC	N/D	N/R	N/R
225 HP EFI 3.0 LTS. V-6	QL77CC	5828	1.0	0.040



➤ BUJÍAS PARA MOTORES MARINOS FUERA DE BORDA ...

APLICACIÓN	BUJÍA	BUJÍA EN ACERO INOXIDABLE	CALIBRACIÓN	
			MM.	PULGADAS
// MARINER (MOTORES FUERA DE BORDA)				
9.9 HP	QL78YC6/L78YC6	N/D	1.5	0.060
9.9 HP 4 TIEMPOS	Z9Y	N/D	0.7	0.030
10 HP MARATHON/MAGNUM	QL78YC6/L78YC6	N/D	1.5	0.060
15 HP W15	RL82C/L82C	5931	1.0	0.040
20 HP JET	QL78YC/L78YC	5939	1.0	0.040
25 HP MARATHON	QL78YC/L78YC	5939	1.0	0.040
30 HP JET 4 CILINDROS	QL78V/L78V	N/D	N/R	N/R
45 HP JET	QL78YC/L78YC	5939	1.0	0.040
55 HP MARATHON	QL78YC/L78YC	5939	1.0	0.040
60 HP MARATHON	QL78YC/L78YC	5939	1.0	0.040
65 HP JET	QL78V/L78V	N/D	N/R	N/R
75 HP MARATHON	QL78V/L78V	N/D	N/R	N/R
140 HP JET	L6VC	N/D	N/R	N/R
150 HP SUPER MAGNUM V-6	QL6VC/L6VC	N/D	N/R	N/R
150 MAGNUM III /6 CILINDROS	QL6VC/L6VC	N/D	N/R	N/R
175 HP EFI V-6	QL78YC/L78YC	5939	1.0	0.040
200 SUPER MAGNUM	QL6VC/L6VC	N/D	N/R	N/R
225 SUPER MAGNUM	QL6VC/L6VC	N/D	N/R	N/R
225 HP V-6 3.0 LTS.	QL77CC	N/D	1.0	0.040
// YAMAHA (MOTORES FUERA DE BORDA)				
2 HP UN CILINDRO	L90C	N/D	0.8	0.032
3 HP UN CILINDRO	QL86C/L86C	5933	1.0	0.040
4 HP UN CILINDRO	QL86C/L86C	5933	1.0	0.040
5 HP UN CILINDRO	QL82C/L82C	5931	0.8	0.032
6 HP 2 CILINDROS	QL82C/L82C	5931	1.0	0.040
8 HP	QL82C/L82C	5931	1.0	0.040
9.9 HP 2 CILINDROS	QL82C/L82C	5931	1.0	0.040
9.9 HP 4 TIEMPOS /F9.9 / T9.9 4 TIEMPOS	Z9Y	N/D	0.6	0.024
15 HP 2 CILINDROS	QL82C/L82C	5931	1.0	0.040
20 HP 2 CILINDROS	QL82C/L82C	5931	1.0	0.040
25 HP /25 X3	QL82C/L82C	5931	1.0	0.040
25 HP 2 CILINDROS 4 TIEMPOS	RA8HC	N/D	0.9	0.035
30 HP 3 CILINDROS	QL82C/L82C	5931	1.0	0.040
40 HP 3 CILINDROS	QL82C/L82C	5931	1.0	0.040
40 HP 4 TIEMPOS F40	RA8HC	N/D	0.9	0.035
50 HP 3 CILINDROS	RA8HC	N/D	0.9	0.035
60 HP 3 CILINDROS	QL78C/L78C	5883	1.0	0.040
70 HP 3 CILINDROS	QL78C/L78C	5883	1.0	0.040
90 HP INSHORE	QL78C/L78C	5883	1.0	0.040
115 HP B15 INSHORE/S115	QL78C/L78C	5883	1.0	0.040
130 HP/L130/S130	QL78C/L78C	5883	1.0	0.040
150 HP D150/ P150 /L150/DX150/LX150X	QL78C/L78C	5883	1.0	0.040
150 HP VZ150 (EFI)/ LZ150 / Z150	RC12YC	N/D	1.1	0.044
175 HP /S175 /V175/T175 /P175	QL78C/L78C	5883	1.0	0.040
200 HP/ P200	QL78C/L78C	5883	1.0	0.040
200 HP VX200 (EFI)	QL78C/L78C	5883	1.0	0.040
200 HP LZ200 / Z200	RC9YC4	N/D	1.0	0.040
220 HP V.6 SPECIAL	QL78C/L78C	5883	1.0	0.040
225 HP LX225/L225	QL77JC4/L77JC4	5828	1.0	0.040
250 HP 250/L250/ S250	QL78C/L78C	5883	1.0	0.040
250 HP SX250 (EFI)/LX250	QL77JC4/L77JC4	5828	1.0	0.040

➤ BUJÍAS PARA MOTORES MARINOS FUERA DE BORDA ...

APLICACIÓN	BUJÍA	BUJÍA EN ACERO INOXIDABLE	CALIBRACIÓN	
			MM.	PULGADAS
// JET SKI (ACUAMOTO) YAMAHA				
WJ500 WAVE JAMMER	QL82YC		0.6	0.025
WR500 WAVERUNNER	QL82YC		0.6	0.025
SJ650 SUPER JET	QL82YC		0.6	0.025
SJ700 SUPER JET	QL82YC		0.6	0.025
SJ700A SUPER JET	QL82YC		0.6	0.025
WRB650 (VXR)	QL82YC		0.6	0.025
WR700 WEAVE BLASTER	QL82YC		0.6	0.025
WRA650 WAVERUNNER III	QL82YC		0.6	0.025
XLT 1200	QL82YC		1.1	0.040
XLT 700	QL82YC		0.6	0.025
SUV 1200	QL82YC		0.6	0.025
GP 760	QL82YC		0.6	0.025
GP 800	QL82YC		0.6	0.025
WRA7000 WAVERUNNER III	QL82YC		0.6	0.025
// JET SKI KAWASAKI				
JF650 X2/JF650 TS	N3C/RN3C		0.8	0.032
JS650/SX650	N3C/RN3C		0.8	0.032
JS550/SX550/JS750/SX750	N2C/RN2C		0.8	0.032
JS750/SXI /PRO 750	N2C/RN2C		0.8	0.032
JH750 SS	N2C/RN2C		0.8	0.032
JH750 SUPER SPORT XI	N2C/RN2C		0.8	0.032
JH750 ZXI/SPORT	N2C/RN2C		0.8	0.032
JS550/SWX550	N2C/RN2C		0.8	0.032
JT1100/STX1100DI	RC12PYP		0.7	0.032
JH1100 ULTRA 130 DI	RC12PYP		0.7	0.032
JH1100/ZXI 1100	N2C/RN2C		0.8	0.032
JH900/ZXI 900	N2C/RN2C		0.8	0.032
JH1200/ULTRA 150	N2C/RN2C		0.8	0.032
JT1100/STX1100	N2C/RN2C		0.8	0.032
JT900/STX 900	N2C/RN2C		0.8	0.032
JT900 STS	N2C/RN2C		0.8	0.032
JS650/SX650	N3C/RN3C		0.8	0.032
// JET SKI (ACUAMOTO)				
TIGERSHARK	RN2C		0.8	0.032
MONTEGO	RN2C		0.8	0.032
DAYTONA	RN2C		0.8	0.032



CONSECUTIVO POR NÚMERO DE PARTE: MOTORES MARINOS

CHAMPION 2021-2022

► CONSECUTIVO POR NÚMERO DE PARTE: motores marinos ...

NO. DE PARTE	MARCA	APLICACIÓN
J4C	EVINRUDE	40 HP BIGWIN.
	JOHNSON	18 HP FASTWIN.
J8C	EVINRUDE	60 HP V-4, 80 HP STARFIRE.
	JOHNSON	25 HP, 25E, 25 EL, 25R, 25RL.
L6VC	MARINER	140 HP JET.
L90C	YAMAHA	2 HP UN CILINDRO.
RA8HC	EVINRUDE	50 HP (CUATRO TIEMPOS), 40 HP 815 C.C.
	YAMAHA	40 HP F40 (CUATRO TIEMPOS), 50 HP (TRES CILINDROS), 25 HP DOS CILINDROS.
RJ8C	JOHNSON	80 HP STARFIRE.
RC9YC4	YAMAHA	200 HP LZ200/Z200.
RC12YC	YAMAHA	150 HP VZ150, LZ150, Z150.
RC12PYP	KAWASAKI	JT1100, STX1100DI, JH1100 ULTRA.
RL82C	MARINER	15 HP W15.
RN2C/N2C	KAWASAKI	JS550, SX550, JS750, SX750, JS750, JH750, JH1100, JH900, JH1200, JT1100, JT900.
	SUZUKI	TIGERSHARK, MONTEGO, DAYTONA.
RN3C/N3C	KAWASAKI	JF650, JS650, SX 650.
RN9YC/N9YC	EVINRUDE	70 HP (1298 C.C.).
QL6VC/L6VC	MERCURY	105 HP JET, 140 HP JET, 150 HP XR6, 150 EFI, 150 HP PROMAX, 175 HP EFI, 200 y 225 HP PROMAX.
QL16V	MARINER	150 HP SUPER MAGNUM, 150 MAGNUM III, 200 SUPER MAGNUM, 225 SUPER MAGNUM.
	EVINRUDE	40 HP COM, 45 HP COM, 55 HP COM, 45 HP, 55 HP COM, 65 HP COM.
	JOHNSON	45 HP COM, 275 HP 3.4 LTS.
QL76V/L76V	EVINRUDE	60 HP.
	JOHNSON	60 HP V-4, 80 HP STARFIRE.
QL77CC	MERCURY	225 HP 3.0 LTS.
	MARINER	225 HP 3.0 LTS.
QL77JC4/L77JC4	EVINRUDE	40 HP, 55 HP, 60 HP, 65 HP, 70 HP.
	JOHNSON	35 HP 2 CIL., 40 HP, 50 HP, 55HP 2 y 3 CILS., 60 HP 2 y 3 CILS., 65 HP JET y SPORTFOUR, 70HP (49 CID)
	YAMAHA	225HP, 250 HP.
QL78C/L78C	YAMAHA	50 HP, 60 HP, 70 HP, 90 HP, 115 HP, 130 HP, 150 HP, 175 HP, 200 HP, 220 HP, 250 HP.
QL78YC/L78YC	EVINRUDE	40 HP, 50 HP 2 y 3 CILS., 50 HP, 55HP, 60 HP, 70 HP, 105 HP, 115 HP.
	JOHNSON	28 HP, 30 HP, 35 HP, 40 HP 2 y 3 CILS., 48 HP, 50 HP, 55 HP, 60 HP, 65 HP, 70 HP, 300 HP.
	MERCURY	20 HP, 25 HP, 40 HP, 45 HP, 55 HP, 60 HP SEA PRO y BIG FOOT.
	MARINER	20 HP, 25 HP, 45 HP, 55 HP, 60 HP, 175 HP.
QL78YC6/L78YC6	MERCURY	9.9 HP, 10 HP.
	MARINER	9.9 HP, 10 HP.
QL78V/L78V	MERCURY	65 HP, 75 HP.
	MARINER	30 HP, 65 HP, 75 HP.
QL 82C/L82C	EVINRUDE	75 HP, 85HP.
	JOHNSON	18 HP JET, 20 HP JET, 25 HP, 28 HP, 30 HP, 65 HP.
	YAMAHA	5HP, 6HP, 8 HP, 9.9HP, 15 HP, 20 HP, 25HP, 30HP, 40 HP.
QL82YC	MERCURY	200 HP.
	YAMAHA	WJ500, WR500, SJ650, SJ700, SJ700A, WRB650, WR700, WRA650, XLT 1200, XLT 700, SUV 1200, GP 760, GP 800, WRA 7000.
QL86C/L86C	JOHNSON	35 HP 3 CIL.
	YAMAHA	3 HP, 4 HP.
UL77V	JOHNSON	15 HP.
UL81C	EVINRUDE	40 HP, 65 HP.
	JOHNSON	40 HP, 50 HP.
XC12PEPB	EVINRUDE	90 HP.
Z9Y	MARINER	9.9 HP 4 TIEMPOS.
	YAMAHA	9.9 HP.



BUJÍAS PARA PODADORAS

CHAMPION 2021-2022

➤ BUJÍAS PARA PODADORAS ...

APLICACIÓN	BUJÍA	CALIBRACIÓN	
		MM.	PULGADAS
// HONDA			
H4013, H4514H	N12Y	0.7	0.028
H4518	RN12YC	1.1	0.044
R5000	RN9YC	1.1	0.044
H5518	RN12YC	1.1	0.044
H5013	RN9YC	1.1	0.044
// HUSQVARNA			
970-125, 12.5 HP	CJ14	0.7	0.030
970-155, 15.5 HP	RC12YC	0.7	0.030
970H-15 15.5 HP	RC12YC	0.7	0.030
1200-18H 18HP	RC12YC	0.7	0.030
GT H200 20 HP	RC12YC	0.7	0.030
GT H220 22 HP	RC12YC	0.7	0.030
LR 110 11 HP	CJ14	0.7	0.030
LR 120 12 HP	CJ14	0.7	0.030
LR 121 12 HP	CJ14	0.7	0.030
LR 122 12 HP	CJ14	0.7	0.030
LT 130 13 HP	CJ14	0.7	0.030
LTH 120 12 HP	CJ14	0.7	0.030
LTH 130 13 HP	RC12YC	1.0	0.040
LTH 145 14.5 HP	RC12YC	1.0	0.040
YT 180 18 HP	RC12YC	1.0	0.040
YTH 150 15 HP	RC12YC	1.0	0.040
YTH 180	RC12YC	1.0	0.040
YTH 180 18 HP	RC12YC	1.0	0.040
// HOMELITE			
E 200	DJ7Y	0.6	0.025
E 150-2	CJ6Y	0.7	0.030
E 300 HD	CJ14	0.7	0.030
HTC-12	DJ7Y	0.6	0.025
PSE-300	DJ7Y	0.6	0.025
RE 1030 E/1230E	CJ14	0.7	0.030
RT5-5/FT-5	CJ14	0.7	0.030
RE 830/830 E	CJ14	0.7	0.030
HOMELITE TRACTOR KOHLER	H8C	0.6	0.025

THERE'S A **CHAMPION** IN HERE

CHAMPION® PLATINUM POWER

PRESENTAMOS LA NUEVA BUJÍA PLATINUM POWER

EL CONCEPTO DE UN NUEVO NIVEL DE INGENIERÍA



▶ **AISLADOR CERÁMICO SIN REBORDES**

Elimina las acumulaciones de aire entre la bujía y el capuchón disminuyendo el riesgo de fuga de corriente



▶ **ELECTRODO CENTRAL DE PLATINO**

Ensamblado mediante tecnología láser, resiste altas temperaturas y proporciona una vida útil de hasta 60,000 kms.



▶ **TECNOLOGÍA F.I.S.S.**

Mejora la conductividad y protege los sistemas electrónicos del automóvil.



▶ **CASQUILLO CON TECNOLOGÍA ANTICORROSIVA**

Reduce la posibilidad de atascamiento en las cabezas de aluminio, previniendo la corrosión y la oxidación.





▶ **ELECTRODO CENTRAL TIPO POWER SPORT**

Electrodo con un diámetro de 1.5 mm que concentra la chispa para eficientar la quema de combustible.



www.FMe-cat.mx
www.championparts.mx



CHSPCT4218

© 2021 DRiV Automotive Inc. All trademarks shown are owned by DRiV Automotive Inc or one of its affiliates in one or more countries.