



2010



Año del Bicentenario de la Independencia de México

Embragues para vehículos

de pasajeros y comerciales ligeros

SACHS es una marca de ZF

SACHS

SACHS la marca líder

en diseño y fabricación de embragues.

En Schweinfurt, Alemania, se encuentra el Centro de Desarrollo Tecnológico en embragues más importante del Mundo y pertenece a **ZF Sachs**.

Es en este lugar donde un calificado grupo de ingenieros, técnicos y mecánicos con amplia experiencia desarrollan junto con proveedores y clientes las piezas más avanzadas para la industria automotriz global.

ZF Sachs cuenta con plantas de producción en Alemania, Austria, Francia, Italia, España, Eslovaquia, Estados Unidos, México, Argentina, China, Corea del Sur, Sudáfrica y Australia.



SACHS embragues,
componentes diseñados para el máximo
rendimiento.

ZF y ZF Sachs poseen hoy el más alto prestigio internacional en el diseño y fabricación de sistemas de transmisión para el transporte mundial.

Los platos y discos de embragues **SACHS**, son producidos bajo los más exigentes estándares de calidad y cada uno de sus componentes reciben tratamientos específicos para cada aplicación, este es uno de los diferenciales que los embragues **SACHS** ofrecen frente a sus competidores.



Los componentes son también sometidos a exigentes pruebas de durabilidad y resistencia, garantizando con ello productos de alta calidad.

Estas son algunas de las razones que hacen que los embragues **SACHS** cuenten hoy con los máximos niveles de respuesta, durabilidad y confort.



SACHS nuevas tecnologías, platos auto-ajustables Xtend SACHS.

ZF Sachs es reconocido por la industria automotriz mundial, por su liderazgo en la vanguardia de aplicación de nuevas tecnologías. Prueba de ello es la solución en sistemas de embragues **Xtend SACHS**, un plato auto-ajustable que incrementa la vida útil del embrague manteniendo el estándar de confort del vehículo nuevo.

Los platos auto-ajustables **Xtend SACHS**, compensan el desgaste del material de fricción del disco de embrague, por medio de un sistema automático. Esto garantiza un mejor desempeño del sistema así como mayor confort al conducir durante toda la vida útil del embrague.

Los Platos **Xtend SACHS**, son equipo original hoy en un gran número de automóviles, pick up's y Suv's.



SACHS nuevas tecnologías, volantes bimasa DMF SACHS.

La nueva generación de motores, tanto diesel y gasolina, tienden a reducir la cilindrada e incrementar el desempeño, esto provoca que los motores puedan transmitir mayor torque a menores RPM. Una consecuencia de ello es que podemos exigir más en cada cambio de velocidades a la caja, pero al mismo tiempo generamos un mayor caudal de vibraciones que se transmiten a la caja de cambios. Estas vibraciones no son sanas ni para nosotros, ni para la caja.

ZF Sachs creó una solución para esta situación, el volante **bi-masa DMF Sachs**, que es un volante de motor que alberga un paquete de amortiguación torsional, que permite absorber estas vibraciones, dando mayor durabilidad a los componentes de la caja y máximo confort a los ocupantes del vehículo.

Hoy, cada vez son más los vehículos equipados con estos sistemas, una solución que **SACHS** puede ofrecerle en el momento que deba realizar su reparación.



SACHS embragues,

precisión en sistemas de accionamiento.

ZF Sachs diseña y produce sistemas de accionamiento de embrague, componentes vitales para el correcto funcionamiento del conjunto de embrague.

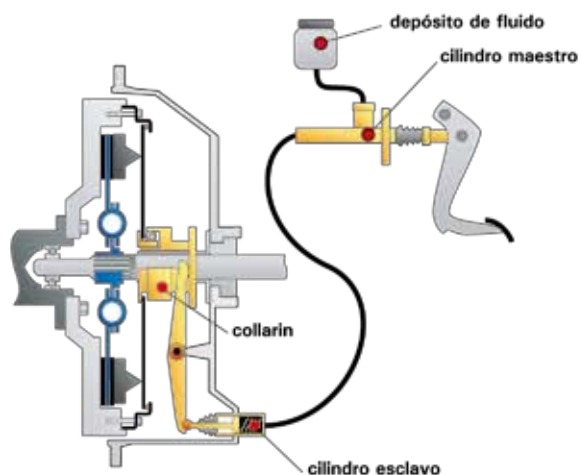
Los sistemas de accionamiento han sido durante los últimos años, los sistemas en donde más se han aplicado cambios tecnológicos, con el objetivo de mejorar aún más el rendimiento y confort del embrague.

Los sistemas de accionamiento hidráulico de embragues se clasifican en dos familias, las cuales dependen de las características de sus componentes y sus principios de funcionamiento:

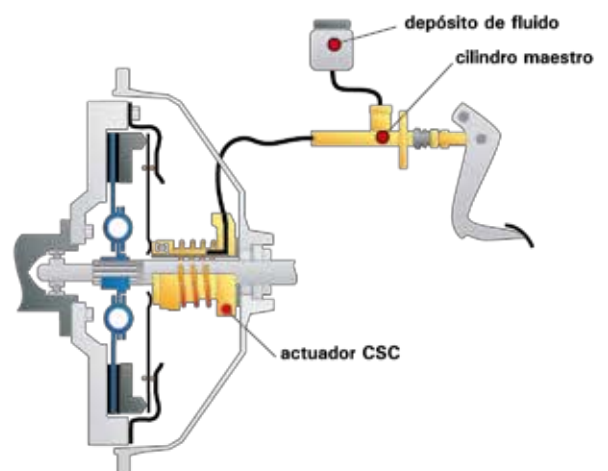
Sistemas de accionamiento hidráulico, con cilindro maestro y auxiliar y **Sistemas de accionamiento hidráulico, con actuador CSC (cilindro esclavo concéntrico)**.



Sistema con cilindro auxiliar



Sistema con actuador CSC



Importante:

Es vital para un correcto funcionamiento de su sistema de embrague, que cuando reemplace los componentes de este sistema, realice una revisión y reemplace también los componentes de accionamiento. Si estos componentes no están en buen estado, su embrague nuevo no funcionará correctamente o su vida útil será limitada.

GarantiMAX

El único plan que avala la calidad de sus productos. Ya que si el embrague presenta fallas de operación en el período de garantía, te cambia el producto por uno nuevo y te paga hasta \$ 500.00 por concepto de mano de obra.

* Consulta detalles y mayor información en la garantía que anexamos en cada uno de nuestros productos.



Índice

1	NUEVOS PRODUCTOS Y APLICACIONES
2	GUÍA PARA EL USUARIO
3	AUDI AUTOS
3	BMW AUTOS
4	CHRYSLER AUTOS
11	CHRYSLER CAMIONETAS
14	CHRYSLER CAMIONES
16	DINA CAMIONES
17	FORD AUTOS
21	FORD CAMIONETAS
26	FORD CAMIONES
27	GENERAL MOTORS AUTOS
34	GENERAL MOTORS CAMIONETAS
41	GENERAL MOTORS CAMIONES
42	HONDA AUTOS
42	JEEP CAMIONETAS
43	MAZDA AUTOS
44	MERCEDES BENZ AUTOBUSES Y CAMIONES
45	NISSAN AUTOS
48	NISSAN CAMIONETAS
50	PEUGEOT AUTOS
50	PEUGEOT CAMIONETAS
51	RENAULT AUTOS
51	RENAULT CAMIONETAS
51	SEAT AUTOS
53	TOYOTA AUTOS
53	TOYOTA CAMIONETAS
54	VOLKSWAGEN AUTOS
61	VOLKSWAGEN CAMIONETAS
63	VOLKSWAGEN CAMIONES
64	LISTA NUMERICA SACHS
79	ESPECIFICACIONES TECNICAS

Simbología	
	Especificaciones
	Año
	Súper Kit
	Diámetro
	Estriado
	Observaciones

Nuevos Productos

y aplicaciones en este catálogo



SACHS actualiza su tecnología en la fabricación de productos para satisfacer las necesidades de la industria automotriz alrededor del mundo. En este catálogo 2010 se presenta la línea completa de productos, incluyendo los nuevos modelos.



MARCA	APLICACIÓN	AÑO	SÚPER KIT
Audi	A3 2.0 lts. FSI 4 Cil. 150HP 5 Vel	04-08	K70423-01
Audi	S3 Quattro 1.8 lts DOHC 210 HP 4 Cil. 6 Vel	99-01	3000 990 232
Audi	TT Turbo 1.8 lts DOHC 150 HP 4 Cil	02-	K829501-01
Audi	TT Quattro 1.8 lts DOHC 180 HP 4 Cil 6 Vel	99-05	K311641-01
Chrysler	Attitude GL 1.4 lts 4 Cil 96 HP 5 Vel	06-10	K70304-01
Chrysler	Avenger 2.0 lts 4 Cil 158 HP 5 Vel	07-10	K70812-01
Chrysler	Caliber 2.4 lts 4 Cil 172 HP 5 Vel	06-10	K70813-01
Chrysler	Jeep compass sport 2.4 lts 4 Cil 170 HP 5 Vel	06-10	K70813-01
Chrysler	Jeep patriot 2.4 lts 4 Cil 172 HP 5 Vel	06-10	K70813-01
Chrysler	Ram 1500 3.7 lts 6 Cil 5 Vel	04-08	K70145-01
Chrysler	Ram 1500, 2500 y 3500 4.7 lts 8 Cil 235 HP 5 Vel	02-07	K70145-01
Chrysler	Ram 1500 5.2 lts 8 Cil 4 Vel	94-00	KM10993-01
Chrysler	Ram 1500, 2500 y 3500 5.2 lts 230 HP 5 Vel	01	K70145-01
Chevrolet	Astra Sedan 1.8 lts 4 Cil 125 HP 5 Vel	06-07	K260031-01
Chevrolet	Astra Sedan Confort C 1.8 lts 4 Cil 140 HP 5 Vel	08-09	3000 990 239
Chevrolet	Astra Sport y Hatchback 2.0 lts 4 Cil 200 HP 6 Vel	07-09	3000 990 239
Chevrolet	Corsa Easytronic 1.8 lts MPFI SOHC 4 Cil 99 HP 5 Vel	04-08	K1587-01
Chevrolet	HHR 2.4 lts DOHC 4 Cil 172 HP 5 Vel	05-10	K01159-01
Chevrolet	Meriva Easytronic 1.8 lts MPFI SOHC 4 Cil 5 Vel	04-08	K1587-01
Chevrolet	Optra 2.0 lts 4 Cil 172 HP 5 Vel	06-10	3000 990 244
Chevrolet	Pontiac G3 1.6 lts 4 Cil 103 HP 5 Vel	07-10	3000 951 403
Chevrolet	Sunfire 2.2 lts 4 Cil 5 Vel	00-02	K70315-01
Chevrolet	Sunfire 2.4 lts MPFI DOHC 4 Cil 5 Vel	00-03	K70258-01
Chevrolet	Colorado 2.8 lts DOHC 4 Cil 175 HP 5 Vel	04-08	K70464-01
Chevrolet	Kodiack 7.2 lts Diesel Caterpillar 6 Cil 207 HP	01-08	3014 017 501
Chevrolet	Kodiack 8.1 y 7.4 lts Vortec 8 Cil 270 HP	01-07	K533064-01
Mercedes Benz	M2 35K MBE906 6.4 lts 6 Cil 210-230 HP	07-10	3400 700 526
Peugeot	306 1.6 lts 4 Cil 5 Vel	97-02	K857602-01
Peugeot	307 1.6 lts 4 Cil 5 vel	02-10	K307804-02
Renault	Clio Expression 1.6 lts 4 Cil 110 HP	02-05	K1502-01
Seat	Altea 2.0 lts DOHC 4 Cil 150 HP 5 Vel	05-10	K70423-01
Seat	Ibiza Blitz 1.6 lts SOHC 4 Cil 5 Vel	06-10	K108137-01
Seat	Leon Cupra 1.8 lts 4 Cil Turbo 6 Vel	03-06	K311641-01
Seat	Leon Stylance 2.0 lts FSI 4 Cil 150 HP 6 Vel	06-10	K70423-01
Seat	Toledo 2.0 lts DOHC 4 Cil 150 HP 5 Vel	06-10	K70423-01
Volkswagen	Bora TDI 1.9 lts 103 HP 5 Vel	06-10	K70422-01
Volkswagen	Bora FSI GLI Turbo 2.0 lts 4 Cil 197 HP 5 Vel	06-10	3000 990 199
Volkswagen	Bora Style Active 2.5 lts 5 Cil 168 HP 5 Vel	05-10	K70423-01
Volkswagen	Crossfox 1.6 lts 4 Cil 5 Vel	06-10	K108137-01
Volkswagen	New Beetle 10 Años 2.5 lts 5 Cil 148 5 Vel	06-10	K70423-01
Volkswagen	SportVan 1.6 lts 4 Cil 5 Vel	06-10	K108137-01
Volkswagen	Eurovan TDI 1.9 lts 103 HP 5 Vel	05-10	K951153-01












Guía para el usuario

Al abrir su catálogo SACHS 2010, usted encontrará el índice y la simbología utilizada para señalar los componentes y especificaciones de nuevos productos.

Este catálogo ha sido dividido en secciones de acuerdo con las diferentes marcas de vehículos que son incluidos en la línea SACHS clutches. Cada una de las secciones está compuesta por diversas marcas de vehículos, siguiendo un orden alfabético.

Por ejemplo, si usted busca un clutch para automóvil Tsuru GS I, GS II modelos 95, éstos son los pasos que debe seguir:

1. Localice en el índice la marca que busca (NISSAN AUTOS).
2. Busque en la categoría Especificaciones  el nombre del automóvil (en este caso el Tsuru GS I, GS II motor 1.6 lts.), después seleccione en la categoría año  el 95 o el más próximo. Usted lo encontrará en el periodo 95 - 98 (que significa modelos 1995 a 1998).
3. El Súper Kit KF639-02 con los componentes y especificaciones que se indican en esa categoría son los que corresponden al Tsuru GS1, GS2 modelo 95.

ESPECIFICACIONES	AÑO	SÚPER KIT	DIÁMETRO	ESTRIADO	OBSERVACIONES	
						
NISSAN AUTOS						
TSUBAME						
Motor 1.6 lts. 16 Válv. Fuel injection DOHC 4 Cil	93-05		KF639-02	191 mm	20.6 mm x 18E	
Motor 1.6 lts. 16 Válv. 4 Cil fuel injection	93-05		KF639-02	191 mm	20.6 mm x 18E	
TSURU GS1, GS2						
Motor 1.6 lts. GA16DNE inyección electrónica 4 Cil	95-98		KF639-02	191 mm	20.6 mm x 18E	
TSURU I						
Motor 1.5 lts. E15 4 Cil	84-87		KF639-02	181 mm	20.6 mm x 18E	

REFERENCIA LOCALIZADA



AUDI AUTOS

A3

NUEVO	Motor 2.0 lts. FSI 4 Cil., 150 HP 5 Vel.	04-08		K70423-01	230mm 9 1/16"	22.2mm 7/8" x 28E	
	Motor Turbo, 1.8 lts. 20 Válv. 150 HP, 4 Cil 5 Vel	97-03		K829501-01 MODULAR	225mm 8 7/8"	22.2mm 7/8" x 28E	

A4

	Motor 2.8 lts. 30 Válv. 6 Cil 5 Vel	97-01		K70228-01	241mm 9 1/2"	23.8mm 15/16" x 23E	
	Motor Turbo 1.8 lts. 20 Válv. 150 HP, 4 Cil 5 Vel	98-01		K70205-01	229mm 9"	23.8mm 15/16" x 23E	

S3 QUATTRO

NUEVO	Motor Turbo 1.8 lts. DOHC 210 HP, 4 Cil. 6 Vel. MQ350, Desde chasis 27000	99-01		3000 990 232	240mm 9 7/16"	23.8mm 15/16" x 23E	
--------------	---------------------------------------------------------------------------------	-------	--	--------------	---------------	---------------------	--

TT

NUEVO	Motor Turbo 1.8 lts. DOHC 20 Válv. 150 HP, 4 Cil.	02-		K829501-01 MODULAR	225mm 8 7/8"	225mm 8 7/8"	
	Motor Turbo 1.8 lts. DOHC 20 Válv. 180HP, 4 Cil	98-05		K829501-01 MODULAR	225mm 8 7/8"	22.2mm 7/8" x 28E	

TT QUATTRO

NUEVO	Motor 1.8 lts. DOHC 20 Válv. 180 HP, 4 Cil. 6 Vel. MQ250, Desde chasis 27000	99-05		3000 990 232	240mm 9 7/16"	23.8mm 15/16" x 23E	
--------------	------------------------------------------------------------------------------------	-------	--	--------------	---------------	---------------------	--

BMW AUTOS

328i 328Ci Sedán

	Motor 2.8 lts. 6 Cil 5 Vel	97-99		K70206-01	241mm 9 1/2"	28.5mm 1 1/8" x 10E	
--	----------------------------------	-------	--	-----------	--------------	---------------------	--



BMW AUTOS

540i VERSIÓN I

Motor 4.4 lts. 8 Cil 6 Vel	97-99		K70207-01	240mm 9 7/16"	35mm 1 3/8" x 10E	
----------------------------------	-------	--	-----------	---------------	-------------------	--

M3 COUPÉ ROAD STER

Motor 3.2 lts. 6 Cil 6 Vel	99-05		K70238-01	240mm 9 7/16"	28.5mm 1 1/8" x 10E	
----------------------------------	-------	--	-----------	---------------	---------------------	--

MINI COOPER

Motor 1.6 lts. SOHC 4 Cil., 113 -114 HP 5 Vel.	01-04		3000 951 516	200mm 7 7/8"	20.7mm 13/16" x 18E	
------------------------------------------------------	-------	--	--------------	--------------	---------------------	--

Z3 VERSIÓN 2.8

Motor L6, 2.8 lts. 6 Cil 5 Vel	97-99		K70206-01	241mm 9 1/2"	28.5mm 1 1/8" x 10E	
--------------------------------------	-------	--	-----------	--------------	---------------------	--

CHRYSLER AUTOS

ATTITUDE GL

NUEVO Motor 1.4 lts. 4 Cil. 96 HP 5 Vel.	06-10		K70304-01	215mm 8 15/32"	22.2mm 7/8" x 20E	
-------------------------------------------------------	-------	--	-----------	----------------	-------------------	--

ATOS

Motor 1.0 lts. 4 Cil 5 Vel	01-04		K260033-01	180mm 7 3/32"	25.5mm 1" x 24E	
Motor 1.1 lts. 12 Válv. 63 HP, 4 Cil 5 Vel	05-08		K260033-01	180mm 7 3/32"	25.5mm 1" x 24E	


AVENGER

NUEVO Motor 2.0 lts. SE 4 Cil. 158 HP 5 Vel.	07-10		K70812-01 MODULAR	228mm 8 31/32"	23.74mm 15/16" x 17E	
Motor 2.0 lts. 4 Cil.	96-99		K70131-01 MODULAR	229mm 9"	23.8mm 15/16" x 17E	




CHRYSLER AUTOS

CALIBER SE y SXT

NUEVO	Motor 2.4 lts. 4 Cil. 172 HP 5 Vel.	06-10		K70813-01 MODULAR	228mm 8 31/32"	23.74mm 15/16" x 17E	
--------------	-------------------------------------------	-------	-----------------------------------------------------------------------------------	----------------------	----------------	----------------------	--



BREEZE

Motor 2.0 lts. 4 Cil	96-99		K70131-01 MODULAR	229mm 9"	23.8mm 15/16" x 17E	
-------------------------	-------	-----------------------------------------------------------------------------------	----------------------	----------	---------------------	--

CALIBER

Motor 1.8 lts. DOHC 4 Cil 5 Vel	07-08		K70531-01	228mm 8 31/32"	22.2mm 7/8" x 17E	
---------------------------------------	-------	-----------------------------------------------------------------------------------	-----------	----------------	-------------------	--


CHARGER, OMNI, 024

Motor 2.2 lts. Turbo I 135" CID, 4 Cil	81-99		K0050-01	216mm 8 1/2"	20.6mm 13/16" x 18E	
Motor 2.2 lts. 135" CID, 4 Cil	81-88		K0066-01	229mm 9"	20.6mm 13/16" x 18E	


CIRRUS JR

Motor 2.4 lts. 4 Cil	02		K70295-01	229mm 9"	22.2mm 7/8" x 17E	
-------------------------	----	-------------------------------------------------------------------------------------	-----------	----------	-------------------	--


CIRRUS JR

Motor 2.7 lts. 4 Cil	02		K70296-01 MODULAR	229mm 9"	22.2mm 7/8" x 17E	
-------------------------	----	-------------------------------------------------------------------------------------	----------------------	----------	-------------------	--

DART K y LEBARON

Motor 2.2 lts. 4 Cil 4 Vel	81-99		K0050-01	216mm 8 1/2"	20.6mm 13/16" x 18E	
----------------------------------	-------	-------------------------------------------------------------------------------------	----------	--------------	---------------------	--

DART K, LEBARON y MAGNUM

Motor 2.5 lts. 4 Cil 4 Vel	81-88		K0066-01	229mm 9"	20.6mm 13/16" x 18E	
----------------------------------	-------	-------------------------------------------------------------------------------------	----------	----------	---------------------	--




CHRYSLER AUTOS

DODGE ARIES, DAYTONA, LANCER, SPIRIT, 400, 600

Motor 2.2 lts. 135" CID, 4 Cil	81-89		K0050-01	216mm 8 1/2"	20.6mm 13/16" x 18E	
Motor 2.2 lts. Turbo I 135" CID, 4 Cil	81-88		K0066-01	229mm 9"	20.6mm 13/16" x 18E	
Motor 2.5 lts. Con y sin Turbo 153" CID, 4 Cil	81-88		K0066-01	229mm 9"	20.6mm 13/16" x 18E	
Motor 2.2 lts. 135" CID, 4 Cil Turbo II	90		K70067-02	229mm 9"	20.6mm 13/16" x 18E	
Motor 2.2 lts. 4 Cil	90		K0050-03	216mm 8 1/2"	20.6mm 13/16" x 18E	

CHEROKEE, COMANCHE, CJ SERIES, DI SPATCHER, DJ SERIES, SPORT WAGON, WAGONEER, WRANGLER

Motor 4.0 lts. 6 Cil	93		K1890-04	263mm 10 11/32"	28.5mm 1 1/8" x 10E	
-------------------------	----	-------------------------------------------------------------------------------------	----------	-----------------	---------------------	--

LASER

Motor 2.2 lts. 135" CID, 4 Cil	81-89		K0050-01	216mm 8 1/2"	20.6mm 13/16" x 18E	
Motor 2.2 lts. Turbo I 135" CID, 4 Cil	81-88		K0066-01	229mm 9"	20.6mm 13/16" x 18E	
Motor 2.5 lts. 151" CID, 4 Cil	81-88		K0066-01	229mm 9"	20.6mm 13/16" x 18E	



CHRYSLER AUTOS






LEBARON

Motor 2.2 lts. 135" CID, 4 Cil	81-89		K0050-01	216mm 8 1/2"	20.6mm 13/16" x 18E	
Motor 2.2 lts. Turbo I 135" CID, L4 Cil	81-88		K0066-01	229mm 9"	20.6mm 13/16" x 18E	
Motor 2.5 lts. con y sin Turbo 153" CID, 4 Cil	81-88		K0066-01	229mm 9"	20.6mm 13/16" x 18E	


MAGNUM

Motor 2.2 lts. Turbo I y II 4 Cil	90		K70067-02	229mm 9"	20.6mm 13/16" x 18E	
--------------------------------------	----	-----------------------------------------------------------------------------------	-----------	----------	---------------------	--

NEON

Motor 2.0 lts. 4 Cil	96-99		K70131-01 MODULAR	229mm 9"	23.8mm 15/16" x 17E	
Motor 2.0 lts. 16 Válv. 4 Cil 5 Vel	94-98		K70132-01	216mm 8 1/2"	23.8mm 15/16" x 17E	
Motor 2.0 lts. 16 Válv. 4 Cil 5 Vel	91-00		K70131-01 MODULAR	229mm 9"	23.8mm 15/16" x 17E	
Motor 2.0 lts. RT 16 Válv. 4 Cil 5 Vel	98-05		K70131-01 MODULAR	229mm 9"	23.8mm 15/16" x 17E	
Motor 2.0 lts. 16 Válv. 4 Cil 5 Vel	00-02		K70131-01 MODULAR	229mm 9"	23.8mm 15/16" x 17E	

NEON SRT4

Motor 2.4 lts. DOHC 16 Válv. 230 HP, 4 Cil 5 Vel	04-05		K70344-01 MODULAR	240mm 9 7/16	23.8mm 15/16" x 17E	
--------------------------------------------------------	-------	-------------------------------------------------------------------------------------	----------------------	--------------	---------------------	--



CHRYSLER AUTOS


PHANTOM

Motor 2.2 lts. R/T Turbo II 4 Cil	84-90		K70067-02	229mm 9"	20.6mm 13/16" x 18E	
Motor 2.5 lts. RT Turbo II 4 Cil	88-91		K70067-02	229mm 9"	20.6mm 13/16" x 18E	
Motor 2.2 lts. RT Turbo III 16 Válv. DOHC, 5 Cil	92-95		K70067-01	229mm 9"	23.8mm 15/16" x 17E	



PLYMOUTH DUSTER, HORIZON, SHELBY, TC3, TURISMO

Motor 2.2 lts. 135" CID, 4 Cil	81-89		K0050-01	216mm 8 1/2"	20.6mm 13/16" x 18E	
Motor 2.2 lts. Turbo 135" CID, 4 Cil	81-89		K0066-01	229mm 9"	20.6mm 13/16" x 18E	
Motor 2.2 lts. Turbo 135" CID, 4 Cil	90		K70067-02	229mm 9"	20.6mm 13/16" x 18E	

PLYMOUTH DUSTER, HORIZON, SHELBY, TC3, TURISMO, SUNDANCE

Motor 2.2 lts. 4 Cil	90		K0050-01	216mm 8 1/2"	20.6mm 13/16" x 18E	
-------------------------	----	-------------------------------------------------------------------------------------	----------	--------------	---------------------	--

PT CRUISER

Motor 2.4 lts. MPFI, DOHC 4 Cil., 150 HP 5 Vel. MODULAR	00-08		3090 600 005 No. Anterior K70300-01	230mm 9 1/16"	23.8mm 15/16" x 17E	
Motor 2.4 lts. Turbo GT 4 Cil., 215 HP, 5 Vel. Sin volante de motor	00-05		K70340-01	240mm 9 7/16"	28.5mm 1 1/8" x 26E	




CHRYSLER AUTOS


RELIANT

Motor 2.2 lts. 135" CID, 4 Cil	81-89		K0050-01	216mm 8 1/2"	20.6mm 13/16" x 18E	
Motor 2.2 lts. Turbo 135" CID, 4 Cil	81-88		K0066-01	229mm 9"	20.6mm 13/16" x 18E	
Motor 2.5 lts. 153" CID, 4 Cil	81-88		K0066-01	229mm 9"	20.6mm 13/16" x 18E	

SCAMP

Motor 2.2 lts. 4 Cil	81-89		K0050-01	216mm 8 1/2"	20.6mm 13/16" x 18E	
-------------------------	-------	-----------------------------------------------------------------------------------	----------	--------------	---------------------	--

SEBRING

Motor 2.2 lts. 4 Cil	96-99		K70131-01 MODULAR	229mm 9"	23.8mm 15/16" x 17E	
-------------------------	-------	-------------------------------------------------------------------------------------	----------------------	----------	---------------------	--



SHADOW

Motor 2.2 lts. 135" CID, 4 Cil	81-89		K0050-01	216mm 8 1/2"	20.6mm 13/16" x 18E	
Motor 2.2 lts. Turbo I y II 135" CID, 4 Cil	81-88		K0066-01	229mm 9"	20.6mm 13/16" x 18E	
Motor 2.5 lts. Con y sin Turbo 153" CID, 4 Cil	81-88		K0066-01	229mm 9"	20.6mm 13/16" x 18E	
Motor 2.5 lts. Turbo I y II 4 Cil GTS	90		K70067-02	229mm 9"	20.6mm 13/16" x 18E	
Motor 2.5 lts. 4 Cil Trans. New Process Gear mod. 523, 5 Vel	94-95		K0066-03	229mm 9"	23.8mm 15/16" x 17E	





CHRYSLER AUTOS


SPIRIT

Motor 2.2 lts. RT Turbo III 16 Válv. DOHC, 4 Cil 5 Vel	92-95		K70067-01	229mm 9"	23.8mm 15/16" x 17E	
Motor 2.5 lts. Turbo II 4 Cil	90		K70067-02	229mm 9"	20.6mm 13/16" x 18E	

STRATUS

Motor 2.0 lts. MPFI, SOHC 16 Válv. 4 Cil. 5 Vel.	95-06		K70131-01 MODULAR	229mm 9"	23.8mm 15/16" x 17E	
Motor 2.0 lts. MPFI, SOHC 16 Válv. 4 Cil., 132 HP, 5 Vel. Trans. New Venture Gear y NV-T350	95-00		K70132-01	216mm 8 1/2"	23.8mm 15/16" x 17E	



STRATUS, SEBRING JR

Motor 2.7 lts. 4 Cil	02		K70296-01 MODULAR	229mm 9"	22.2mm 7/8" x 17E	
-------------------------	----	-------------------------------------------------------------------------------------	----------------------	----------	-------------------	--

SUNDANCE

Motor 2.2 lts. 135" CID, 4 Cil	81-89		K0050-01	216mm 8 1/2"	20.6mm 13/16" x 18E	
Motor 2.2 lts. Turbo 135" CID, 4 Cil	81-88		K0066-01	229mm 9"	20.6mm 13/16" x 18E	
Motor 2.5 lts. Turbo 153" CID, 4 Cil	81-88		K0066-01	229mm 9"	20.6mm 13/16" x 18E	


VERNA

Motor 1.5 lts. SOHC 5 Vel	04-06		KF621-06	200mm 7 7/8"	25.5mm 1" x 20E	
Motor 1.6 lts. MPFI 5 Vel	04-06		K70304-01	215mm 8 15/32"	22.2mm 7/8" x 20E	





CHRYSLER AUTOS

VOLARE K


Motor 2.2 lts. 4 Cil 4 Vel	81-89		K0050-01	216mm 8 1/2"	20.6mm 13/16" x 18E	
----------------------------------	-------	-----------------------------------------------------------------------------------	----------	--------------	---------------------	--

CHRYSLER CAMIONETAS

CARAVAN

Motor 2.5 y 3.0 lts. 4 Cil	93-94		K70058-01 MODULAR	229mm 9"	20.6mm 13/16" x 17E	
Motor 3.3 lts. 6 Cil	93-94		K70058-01 MODULAR	229mm 9"	20.6mm 13/16" x 17E	



CARAVAN MINI RAM

Motor 2.5 lts. 4 Cil	98-01		K70058-01 MODULAR	229mm 9"	20.6mm 13/16" x 17E	
Motor 2.2 lts. 135" CID, 4 Cil	81-88		K0066-01	229mm 9"	20.6mm 13/16" x 18E	
Motor 2.5 lts. Con y sin Turbo 153" CID, 4 Cil	81-88		K0066-01	229mm 9"	20.6mm 13/16" x 18E	

DAKOTA

Motor 3.9 lts. 175 HP, 6 Cil 5 Vel	00		K70268-01	228mm 8 31/32"	28.5mm 1 1/8" x 10E	
------------------------------------------	----	-------------------------------------------------------------------------------------	-----------	----------------	---------------------	--

D150 ADVENTURE, CLUB CAB

Motor 3.7 lts. 6 Cil 4 Vel Tremec 177-FT16	88-91		K70082-01	280mm 11"	25.4mm 1" x 19E	
Motor 3.7 lts. 6 Cil 4 Vel Tremec 199-F4	92		K70082-01	280mm 11"	25.4mm 1" x 19E	



CHRYSLER CAMIONETAS



D250 RAM CHARGER, POWER RAM, PROSPECTOR 4x2 4x4

Motor 5.9 lts. TBI V8 Cil Tremec 199-F2	88-90		KM5473-02	280mm 11"	25.4mm 1" x 23E	
-----------------------------------------------	-------	-----------------------------------------------------------------------------------	-----------	-----------	-----------------	--

D250 ADVENTURE, PROSPECTOR 4X2 4X4

Motor 5.9 lts. TBI V8 Cil Tremec Clark 177-FT	88-91		K70082-01	280mm 11"	25.4mm 1" x 19E	
-----------------------------------------------------	-------	-----------------------------------------------------------------------------------	-----------	-----------	-----------------	--

D350

Motor 5.9 lts. TBI V8 Cil Tremec 199-F2	88-91		KM5473-02	280mm 11"	25.4mm 1" x 23E	
Motor 5.9 lts. 6 Cil 4 Vel Tremec 199-F4, Clark T190-F17	92		K70082-01	280mm 11"	25.4mm 1" x 19E	



GLADIATOR, SERIE J

Motor 4.0 lts. 6 Cil	93		K1890-04	263mm 10 11/32"	28.5mm 1 1/8" x 10E	
Motor 2.8 lts. 6 Cil	85-86		K1904-01	232mm 9 1/8"	25.4mm 1" x 14E	
Motor 2.5 lts. 4 Cil	91-92		K1914-03	232mm 9 1/8"	25.4mm 1" x 14E	

H100

Motor 2.4 lts. 4 Cil 5 Vel	03-07		K633302-01	240mm 8 7/8"	26.1mm 1 1/32" x 23E	
----------------------------------	-------	-------------------------------------------------------------------------------------	------------	--------------	----------------------	--

MINI RAM

Motor 2.5 y 3.0 lts. 4 Cil	93-94		K70058-01 MODULAR	229mm 9"	20.6mm 13/16" x 17E	
Motor 3.3 lts. 6 Cil	93-94		K70058-01 MODULAR	229mm 9"	20.6mm 13/16" x 17E	



CHRYSLER CAMIONETAS

PICK UP: ADVENTURE, PROSPECTOR, RAM CHARGER POWER RAM

Motor 5.9 lts. 360" CID, 8 Cil	88-90		KM5473-02	280mm 11"	25.4mm 1" x 23E	
-----------------------------------	-------	--	-----------	-----------	-----------------	--

RAM 1500 ST, PICK UP 4X2

NUEVO Motor 3.7 lts. V6 Cil 5 Vel	04-08		K70145-01	301mm 11 27/32"	28.5mm 1 1/8" x 10E	
------------------------------------------------	-------	--	-----------	-----------------	---------------------	--

RAM 1500, PICK UP 4X2

Motor 3.9 lts. V6 Cil 5 Vel	01-04		K70145-01	301mm 11 27/32"	28.5mm 1 1/8" x 10E	
Motor 3.9 lts. MPFI 6 Cil 4 Vel Trans. Tremec TR-3304-4	94-00		KM10993-01	305mm 12"	28.5mm 1 1/8" x 10E	

RAM 1500, PICK UP

Motor 3.9 lts. SMPi 239" CID, 6 Cil	94-00		KM11064-01	280mm 11"	28.5mm 1 1/8" x 10E	
----------------------------------------	-------	--	------------	-----------	---------------------	--

RAM 1500 PICK UP 4x2, 4x4

NUEVO Motor 5.2 lts. MPFI 8 Cil. 4 Vel. Trans. Tremec TR-3340-4	94-00		KM10993-01	305mm 12"	28.5mm 1 1/8" x 10E	
------------------------------------------------------------------------------	-------	--	------------	-----------	---------------------	--

RAM 1500, 2500 y 3500, PICK UP 4X2 Y 4X4

NUEVO Motor 4.7 lts. V8 Cil., 235 HP 5 Vel.	02-07		K70145-01	301mm 11 27/32"	28.5mm 1 1/8" x 10E	
----------------------------------------------------------	-------	--	-----------	-----------------	---------------------	--

RAM 1500, PICK UP 4x2 , RAM 2500 4x2, 4x4

Motor 3.9 V6 Cil 5 Vel	01-04		K70145-01	301mm 11 27/32"	28.5mm 1 1/8" x 10E	
------------------------------	-------	--	-----------	-----------------	---------------------	--



CHRYSLER CAMIONES

RAM 1500, 2500 y 3500 PICK UP, 4X2 Y 4X4

NUEVO	Motor 5.2 lts. V8 Cil. 230 HP 5 Vel.	01		K70145-01	301mm 11 27/32"	28.5mm 1 1/8" x 10E	
--------------	--------------------------------------------	----	--	-----------	-----------------	---------------------	--

RAM 2500 PICK UP 4x2, 4x4

Motor 5.2 y 5.9 lts. MPFI, TBI 8 Cil 4 Vel Trans. Tremec TR-3340-4 y 194-A14	94-00		KM10993-01	305mm 12"	28.5mm 1 1/8" x 10E	
Motor 5.7 lts. V8 Cil. NVG 4500 5 Vel.	03-05		K70144-02	290mm 11 7/16"	28.5mm 1 1/8" x 10E	
Motor 5.2 lts. V8 Cil NVG 4500 5 Vel	03-05		K70144-02	290mm 11 7/16"	28.5mm 1 1/8" x 10E	
Motor 5.9 lts. MPFI V8 Cil 5 Vel	00-02		K70351-01	305mm 12"	28.5mm 1 1/8" x 10E	

RAM 3500

Motor 5.7 lts. V8 Cil. NVG 4500 5 Vel.	03-05		K70144-02	290mm 11 7/16"	28.5mm 1 1/8" x 10E	
----------------------------------------------	-------	--	-----------	----------------	---------------------	--

RAM 3500 4X2

Motor 5.9 lts. MPFI V8 Cil. 5 Vel.	00-02		K70351-01	305mm 12"	28.5mm 1 1/8" x 10E	
Motor 5.9 lts. MPFI V8 Cil. 4 Vel. Trans. Tremec TR-194-A14	94-00		KM10993-01	305mm 12"	28.5mm 1 1/8" x 10E	


RAM 4000

Motor 5.7 lts. V8 Cil. NVG 4500 5 Vel.	03-07		K70144-02	290mm 11 7/16"	28.5mm 1 1/8" x 10E	
Motor 5.9 lts. MPFI V8 Cil. 5 Vel.	00-02		K70351-01	305mm 12"	28.5mm 1 1/8" x 10E	
Motor 5.9 lts. MPFI 8 Cil.	94-00		KM10993-01	305mm 12"	28.5mm 1 1/8" x 10E	





CHRYSLER CAMIONES


RAMPAGE

Motor 2.2 lts. 4 Cil	81-89		K0050-01	216mm 8 1/2"	20.6mm 13/16" x 18E	
-------------------------	-------	-----------------------------------------------------------------------------------	----------	--------------	---------------------	--

CAMIÓN D600

Motor 5.9 lts. 360" CID, 8 Cil Volante de Caja 5 Vel	92-93		KM0087-01	330mm 13"	38.1mm 1 1/2" x 10E	
Motor 5.9 lts. 360" CID, Volante Plano, Motor a Gasolina 5 Vel	92-93		KM11001-01	330mm 13"	38.1mm 1 1/2" x 10E	

CAMIÓN D600, DP600

Motor 5.9 lts. 360" CID, 8 Cil, Motor a Diesel	75-85		K1237-01	330mm 13"	35mm 1 3/8" x 10E	
---------------------------------------------------	-------	------------------------------------------------------------------------------------	----------	-----------	-------------------	--

D150

Motor 5.9 lts. 360" CID, 8 Cil Trans. FT-190	70-87		KM1433-02	280mm 11"	35mm 1 3/8" x 10E	
Motor 3.7 lts. 225" CID, 6 Cil Trans. FT-190	65-87		KM1433-02	280mm 11"	35mm 1 3/8" x 10E	

D350

Motor 5.9 lts. 360" CID, 8 Cil Trans. FT-190	70-87		KM1433-02	280mm 11"	35mm 1 3/8" x 10E	
Motor 3.7 lts. 225" CID, 8 Cil Trans. FT-190	65-87		KM1433-02	280mm 11"	35mm 1 3/8" x 10E	



CHRYSLER CAMIONES

MICROBUS

Motor 5.9 lts. 360" CID, 8 Cil 4 Vel	88-90		KM5473-02	280mm 11"	25.4mm 1" x 23E	
--------------------------------------------	-------	-----------------------------------------------------------------------------------	-----------	-----------	-----------------	--

MICROBUS DM 350

Motor 5.9 lts. 360" CID, 8 Cil 4 Vel	92-93		KM0087-02	330mm 13"	35mm 1 3/8" x 10E	
Motor 5.9 lts. 360" CID, 8 Cil 4 Vel	92-93		KM0087-03	330mm 13"	35mm 1 3/8" x 10E	
Motor 5.9 lts. 360" CID, 8 Cil 4 Vel	94-98		KM11001-02	330mm 13"	35mm 1 3/8" x 10E	
Motor 5.9 lts. 360" CID, 8 Cil 4 Vel	94-98		KM11001-03	330mm 13"	35mm 1 3/8" x 10E	

DINA CAMIONES

SERIE 531

Motor 5.8 lts. 6 Cil Diesel Perkins fase II y IV 5 Vel Trans. Tremec	70-85		K1237-02	327mm 12 7/8"	35mm 1 3/8" x 10E	
Motor 5.8 lts. 6 Cil Diesel Perkins fase I y IV 5 Vel Trans Spicer	70-85		KM664-01	330mm 13"	38.1mm 1 1/2" x 10E	
Motor 6.2 lts. V6 Cil Cummins 5 Vel Trans. Spicer	70-85		KM664-01	330mm 13"	38.1mm 1 1/2" x 10E	



DINA CAMIONES

SERIE 532 J5

Motor 5.8 lts. 6 Cil Diesel Perkins fase II y IV 5 Vel Trans. Tremec	70-85		K1237-02	327mm 12 7/8"	35mm 1 3/8" x 10E	
Motor 5.8 lts. 6 Cil Diesel Perkins fase II y IV 5 Vel Trans. Spicer	70-85		KM664-01	330mm 13"	38.1mm 1 1/2" x 10E	
Motor 6.2 lts. V6 Cil Cummins 5 Vel Trans Spicer	70-85		KM664-01	330mm 13"	38.1mm 1 1/2" x 10E	

SERIE 533 G3



Motor 5.8 lts. 6 Cil Diesel Perkins fase II y IV 5 Vel Trans Tremec	70-85		K1237-02	327mm 12 7/8"	35mm 1 3/8" x 10E	
Motor 5.8 lts. 6 Cil Diesel Perkins fase II y IV 5 Vel Trans Spicer	70-85		KM664-01	330mm 13"	38.1mm 1 1/2" x 10E	
Motor 6.2 lts. V6 Cil Cummins 5 Vel Trans Spicer	70-85		KM664-01	330mm 13"	38.1mm 1 1/2" x 10E	

SERIE K72

Motor 5.8 lts. 6 Cil Diesel Perkins fase II y IV 5 Vel Trans. Tremec	70-85		K1237-02	327mm 12 7/8"	35mm 1 3/8" x 10E	
Motor 5.8 lts. 6 Cil Perkins fase I, II y IV 5 Vel Trans. Spicer	70-85		KM664-01	330mm 13"	38.1mm 1 1/2" x 10E	
Motor 6.2 lts. 6 Cil Cummins 5 Vel Trans Spicer	70-85		KM664-01	330mm 13"	38.1mm 1 1/2" x 10E	

FORD AUTOS

CONTOUR/MYSTIQUE

Motor 2.0 lts. DOHC 16 Válv. 4 Cil 5 Vel	95-01		K70124-01	240mm 9 7/16"	26.1mm 1 1/32" x 23E	
Motor 2.5 lts. 16 Válv. 6 Cil 5 Vel	95-01		K70125-01	240mm 9 7/16"	26.1mm 1 1/32" x 23E	





FORD AUTOS


COURIER

Motor 1.6 lts. 4 Cil 5 Vel	01-10		K1121-01	191mm 7 1/2"	19mm 3/4" x 17E	
----------------------------------	-------	-----------------------------------------------------------------------------------	----------	--------------	-----------------	--



ESCORT

Motor 1.9 lts. DOHC 166" CID, 4 Cil	94-96		K1122-01	200mm 7 7/8"	22.2mm 7/8" x 20E	
Motor 2.0 lts. 16 Válv. 4 Cil 5 Vel	97-01		K70311-01 No. Anterior K70189-01	225mm 8 7/8"	23.8mm 15/16" x 22E	

ESCORT WAGON, ESCORT ZX2

Motor 2.0 lts. 16 Válv. 4 Cil 5 Vel	97-01		K70311-01 No. Anterior K70189-01	225mm 8 7/8"	23.8mm 15/16" x 22E	
-------------------------------------------	-------	-------------------------------------------------------------------------------------	----------------------------------------	--------------	---------------------	--

FAIRMONT y FALCON

Motor 4.7 lts. 289" CID, 8 Cil 3 Vel	78-83		K0465-05	280mm 11"	27mm 1 1/16" x 10E	
Motor 4.9 lts. 302" CID, 8 Cil 4 Vel	78-83		K0465-05	280mm 11"	27mm 1 1/16" x 10E	


FIESTA: BASE, TREND, FIRST BÁSICO, TREND COMFORD, BUDGET, FLAIR, FUD TÍPICO, FX

Motor 1.6 lts. ZETEC, OHC, SOHC 90 HP, 95HP, 4 Cil. 5 Vel.	03-10		K9563-01	191mm 7 1/2"	19mm 3/4" x 17E	
Motor 1.3 lts. ZETEC 4 Cil DOHC 5 Vel	98-02		K62487-01	191mm 7 1/2"	19mm 3/4" x 17E	
Motor 1.4 lts. ZETEC 4 Cil DOHC 4 Vel	98-02		K62487-01	191mm 7 1/2"	19mm 3/4" x 17E	




FORD AUTOS


FOCUS

Motor 2.0 lts. 4 Cil. 110 HP 5 Vel. Trans. IB5	00		K70260-01	220mm 8 21/32"	19mm 3/4" x 17E	
------------------------------------------------------	----	-----------------------------------------------------------------------------------	-----------	----------------	-----------------	--

FOCUS SE

Motor 2.0 lts. 4 Cil. 145 HP 5 Vel. Trans. MTX5	99-04		K40702-01	229mm 9"	26mm 1 1/32" x 23E	
-------------------------------------------------------	-------	-----------------------------------------------------------------------------------	-----------	----------	--------------------	--

FOCUS ZX3 MID, HIGH

Motor 2.0 lts. ZETEC, DOHC 4 Cil. 130 HP 5 Vel. Trans. MTX5	99-05		K40702-01	229mm 9"	26mm 1 1/32" x 23E	
-------------------------------------------------------------------	-------	-----------------------------------------------------------------------------------	-----------	----------	--------------------	--


IKON FIESTA BASE, FIRST, MID

Motor 1.6 lts. DOHC, OHC L4 Cil 5 Vel	01-07		K1121-01	191mm 7 1/2"	19mm 3/4" x 17E	
---------------------------------------------	-------	-------------------------------------------------------------------------------------	----------	--------------	-----------------	--

FORD KA STD, SPORT, SVP

Motor 1.6 lts. 4 Cil 5 Vel	01-08		K1121-01	191mm 7 1/2"	19mm 3/4" x 17E	
----------------------------------	-------	-------------------------------------------------------------------------------------	----------	--------------	-----------------	--

LYNX, LNT

Motor 1.9 lts. 116" CID, 4 Cil	85-87		K0036-01	216mm 8 1/2"	22.2mm 7/8" x 20E	
-----------------------------------	-------	-------------------------------------------------------------------------------------	----------	--------------	-------------------	--

MERCURY BROUGHAM, CUSTOM, CYCLONE, MONTEREY, PARK LANE

Motor 5.8 lts. 351" CID, 8 Cil	71		K0465-06	280mm 11"	27mm 1 1/16" x 10E	
Motor 6.4 lts. 390" CID 8 Cil	66-70		K0465-06	280mm 11"	27mm 1 1/16" x 10E	
Motor 6.6 lts. 406" CID, 8 Cil	63		K0465-06	280mm 11"	27mm 1 1/16" x 10E	





FORD AUTOS

MERCURY, CAPRI

Motor 5.0 lts. 8 Cil	72-86		K0048-01	267mm 10 1/2"	27mm 1 1/16" x 10E	
-------------------------	-------	-----------------------------------------------------------------------------------	----------	---------------	--------------------	--

MONDEO

Motor 2.0 lts. DOHC 16 Válv. 4 Cil 5 Vel	01-04		K286032-01	228mm 8 31/32"	25.4mm 1" x 23E	
Motor 2.5 lts. DOHC 24 Válv. V6 Cil 5 Vel	01-04		K311901-01	240mm 9 7/16"	25.4mm 1" x 23E	

MUSTANG

Motor 5.0 lts. 302" CID, V8 Cil	86-97		K0048-01	267mm 10 1/2"	27mm 1 1/16" x 10E	
------------------------------------	-------	------------------------------------------------------------------------------------	----------	---------------	--------------------	--



MUSTANG y MAVERICK

Motor 4.7, 4.9 y 5.7 lts. 289", 302", 351 CID, 8 Cil 3 y 5 Vel	78-84		K0465-05	280mm 11"	27mm 1 1/16" x 10E	
----------------------------------------------------------------------	-------	-------------------------------------------------------------------------------------	----------	-----------	--------------------	--

MUSTANG II

Motor 4.6 lts. 8 Cil	96-98		K0048-01	267mm 10 1/2"	27mm 1 1/16" x 10E	
-------------------------	-------	-------------------------------------------------------------------------------------	----------	---------------	--------------------	--

RANCHERO

Motor 5.8 lts. 351" CID, 8 Cil	70-74		K0465-06	280mm 11"	27mm 1 1/16" x 10E	
Motor 6.4 lts. 390" CID 8 Cil	67-69		K0465-06	280mm 11"	27mm 1 1/16" x 10E	

SABLE

Motor 2.5 lts. 4 Cil	86-90		K0036-01	216mm 8 1/2"	22.2mm 7/8" x 20E	
-------------------------	-------	-------------------------------------------------------------------------------------	----------	--------------	-------------------	--

THUNDERBIRD DESEO

Motor 3.8 lts. 5 Vel	90-92		K70130-01	290mm 11 7/16"	27mm 1 1/16" x 10E	
-------------------------	-------	-------------------------------------------------------------------------------------	-----------	----------------	--------------------	--




FORD AUTOS



TAURUS

Motor 2.5 lts. 153" CID, 4 Cil	86-89		K0036-01	216mm 8 1/2"	22.2mm 7/8" x 20E	
Motor 3.0 lts. 183" CID, Fuel injection, 4 Cil	85-87		K0036-01	216mm 8 1/2"	22.2mm 7/8" x 20E	
Motor 3.0 lts. V6 Cil	91-96		K0122-01	248mm 9 3/4"	22.2mm 7/8 x 20E	
Motor 3.8 lts. 232" CID 4 Vel	89-91		K0036-01	216mm 8 1/2"	22.2mm 7/8 x 20E	

TEMPO

Motor 2.3 lts. 140" CID 4 Vel	84-88		K0036-01	216mm 8 1/2"	22.2mm 7/8 x 20E	
-------------------------------------	-------	-------------------------------------------------------------------------------------	----------	--------------	------------------	--

TOPAZ

Motor 2.3 lts. 140" CID 4 Vel	84-90		K0036-01	216mm 8 1/2"	22.2mm 7/8" x 20E	
Motor 2.3 lts. 140" CID, 4 Cil GS/GL 5 Vel Con buje para candelero de trans.	88-94		K0036-02	216mm 8 1/2"	22.2mm 7/8 x 20E	

FORD CAMIONETAS


AEROSTAR

Motor 2.3, 2.8 y 3.0 lts. 4 Cil	86-87		K0047-05	225mm 8 7/8"	25.4mm 1" x 23E	
Motor 3.0 lts. 6 Cil	88-92		K0047-06	225mm 8 7/8"	25.4mm 1" x 23E	
Motor 2.8 y 3.0 lts. 6 Cil	86-92		K0047-06	225mm 8 7/8"	25.4mm 1" x 23E	



FORD CAMIONETAS


AEROSTAR Y RANGER

Motor 3.0 lts. 6 Cil	93-94		K0047-07	225mm 8 7/8"	25.4mm 1" x 23E	
-------------------------	-------	-----------------------------------------------------------------------------------	----------	--------------	-----------------	--


BRONCO II

Motor 2.0 y 2.3 lts. 4 Cil	84		K0047-04	225mm 8 7/8"	25.4mm 1" x 23E	
Motor 2.8 lts. 6 Cil	84		K0047-04	225mm 8 7/8"	25.4mm 1" x 23E	
Motor 2.8 y 2.9 lts. 6 Cil	85-87		K0047-05	225mm 8 7/8"	25.4mm 1" x 23E	
Motor 2.0 y 2.3 lts. 6 Cil	85-87		K0047-05	225mm 8 7/8"	25.4mm 1" x 23E	
Motor 2.9 lts. 6 Cil	91-98		K0047-06	225mm 8 7/8"	25.4mm 1" x 23E	
Motor 2.0 y 2.3 lts. 4 Cil	88		K0047-06	225mm 8 7/8"	25.4mm 1" x 23E	


ECOSPORT

Motor 2.0 lts. 4 Cil 4x2	03-10		K9568-01	220mm 8 21/32"	19mm 3/4" x 17E	
-----------------------------	-------	-------------------------------------------------------------------------------------	----------	----------------	-----------------	--

EXPLORER

Motor 4.0 lts. V6 Cil	93-97		K0116-02	254mm 10"	25.4mm 1" x 23E	
--------------------------	-------	-------------------------------------------------------------------------------------	----------	-----------	-----------------	--



F100, CUSTOM RANGER

Motor 4.7 lts. 289" CID, 8 Cil 4 Vel	68-79		K0465-05	280mm 11"	27mm 1 1/16" x 10E	
--------------------------------------------	-------	-------------------------------------------------------------------------------------	----------	-----------	--------------------	--



FORD CAMIONETAS

F100, RANGER XLT, SUPER CAB

Motor 2.5 lts. DURATEC L4 Cil 5 Vel	98-03		K70154-02	233mm 9 5/32"	26.1mm 1 1/32" x 10E	
Motor 3.0 lts. DURATEC V6 Cil 5 Vel	97-03		K70154-02	233mm 9 5/32"	26.1mm 1 1/32" x 10E	

F150 XL, XLT, XL LC, XL MID

Motor 5.0 lts. (302) 8 Cil. 4 Vel.	65-91		K0465-05	280mm 11"	27mm 1 1/16" x 10E	
Motor 5.4 lts. 8 Cil	98-03		K70160-01	292mm 11 1/2"	27.7mm 1 3/32" x 10E	
Motor 4.6 lts. V8 Cil	98-03		K70160-01	292mm 11 1/2"	27.7mm 1 3/32" x 10E	
Motor 4.2 lts. 6 Cil	98-09		K70160-02	292mm 11 1/2"	27mm 1 1/16" x 10E	
Motor 4.9 lts. 6 Cil Sist. Acc. Hco. Con Coll. Mecánico	94-97		KM173-01	280mm 11"	27mm 1 1/16" x 10E	


F150, CUSTOM RANGER

Motor 4.9 lts. 302" CID, 8 Cil 4 Vel Sist. Acc. Hco. Con Coll. Mecánico	91-97		KM173-01	280mm 11"	27mm 1 1/16" x 10E	
-------------------------------------------------------------------------------	-------	-------------------------------------------------------------------------------------	----------	-----------	--------------------	--

F150, CUSTOM RANGER, XLT

Motor 3.8 lts. 6 Cil 4 Vel Sist. Acc. Hco. Con Coll. Mecánico	91-97		KM173-01	280mm 11"	27mm 1 1/16" x 10E	
---------------------------------------------------------------------	-------	-------------------------------------------------------------------------------------	----------	-----------	--------------------	--


F150, EXPLORER

Motor 4.0 V6 Cil	94-98		K0116-02	254mm 10"	25.4mm 1" x 23E	
---------------------	-------	-------------------------------------------------------------------------------------	----------	-----------	-----------------	--



FORD CAMIONETAS

F200, CUSTOM RANGER, FIGHTER

Motor 4.9 lts. 302" CID, 8 Cil 4 Vel Sist. Acc. Hco. Con Coll. Mecánico	91-97		KM173-01	280mm 11"	27mm 1 1/16" x 10E	
-------------------------------------------------------------------------------	-------	-----------------------------------------------------------------------------------	----------	-----------	--------------------	--

F200, CUSTOM RANGER

Motor 4.9 y 5.7 lts. 302", 352" CID, 8 Cil 4 Vel	65-91		K0465-05	280mm 11"	27mm 1 1/16" x 10E	
--------------------------------------------------------	-------	-----------------------------------------------------------------------------------	----------	-----------	--------------------	--

F250, FIGHTER

Motor 5.7 lts. 351" CID, 8 Cil 4 Vel Sist. Acc. Hco. Con Coll. Mecánico	91-97		KM173-01	280mm 11"	27mm 1 1/16" x 10E	
-------------------------------------------------------------------------------	-------	-----------------------------------------------------------------------------------	----------	-----------	--------------------	--

F250 XL, XLT, 4x2, 4x4

Motor 4.6 lts. Triton SOHC V8 Cil 5 Vel	98-09		K70160-01	292mm 11 1/2"	27.7mm 1 3/32" x 10E	
-----------------------------------------------	-------	-------------------------------------------------------------------------------------	-----------	---------------	----------------------	--


F350

Motor 4.7, 4.9 y 5.7 lts. 289", 302" y 351" CID, 8 Cil 3 y 4 Vel	63-91		K0465-05	280mm 11"	27mm 1 1/16" x 10E	
------------------------------------------------------------------------	-------	-------------------------------------------------------------------------------------	----------	-----------	--------------------	--

F350, VANNETE

Motor 4.9, 5.7 lts. 302", 351" CID	78-91		K0465-05	280mm 11"	27mm 1 1/16" x 10E	
---------------------------------------	-------	-------------------------------------------------------------------------------------	----------	-----------	--------------------	--

F350, XLT, CUSTOM

Motor 4.9, 5.7 lts. 302" y 351" CID, 8 Cil 4 Vel Sist. Acc. Hco. Con Coll. Mecánico	91-97		KM173-01	280mm 11"	27mm 1 1/16" x 10E	
-------------------------------------------------------------------------------------------	-------	-------------------------------------------------------------------------------------	----------	-----------	--------------------	--

F350, SUPER DUTY XL, XLT, XL Plus

Motor Triton 5.4 lts. MPFI, SOHC 8 Cil. Volante Caja 5 Vel.	99-10		K70277R-01	312mm 12 9/32"	31.7mm 1 1/4" x 10E	
-------------------------------------------------------------------	-------	-------------------------------------------------------------------------------------	------------	----------------	---------------------	--


F350, XL

Motor 5.8 lts. MPFI 8 Cil	98		K70153-01	292mm 11 1/2"	27mm 1 1/16" x 10E	
------------------------------	----	-------------------------------------------------------------------------------------	-----------	---------------	--------------------	--



FORD CAMIONETAS

F450, SUPER DUTY

Motor 7.5 lts. MPFI V8 Cil	98		K70102R-01	305mm 12"	31.7mm 1 1/4" x 10E	
-------------------------------	----	-----------------------------------------------------------------------------------	------------	-----------	---------------------	--

F450, SUPER DUTY, XL, XLT

Motor Triton R, MR 6.8 lts.MPFI, SOHC V10 Cil. Volante Caja, 310 HP, 425 lb-ft 5 Vel. Trans. T-4050 OD/HD	99-10		K70278R-01	305mm 12"	31.7mm 1 1/4" x 10E	
-----------------------------------------------------------------------------------------------------------------	-------	-----------------------------------------------------------------------------------	------------	-----------	---------------------	--

F450, SUPER DUTY, XL

Motor Diesel 7.3 lts. V8 Cil 6 Vel	98-03		K70241-01	305mm 12"	31.7mm 1 1/4" x 10E	
------------------------------------------	-------	-----------------------------------------------------------------------------------	-----------	-----------	---------------------	--

F550 SUPER DUTY XL

Motor Triton 6.8 lts. MPFI, SOHC V10 Cil. 310 HP, 425 lb-ft 5 Vel. Trans. T-4050	00-08		K70278R-01	305mm 12"	31.7mm 1 1/4" x 10E	
----------------------------------------------------------------------------------------	-------	------------------------------------------------------------------------------------	------------	-----------	---------------------	--

RANGER

Motor 2.3 lts. 4 Cil	88-92		K0047-06	225mm 8 7/8"	25.4mm 1" x 23E	
Motor 2.9 y 3.0 lts. 6 Cil	88-92		K0047-06	225mm 8 7/8"	25.4mm 1" x 23E	
Motor 2.3 lts. 4 Cil	93-95		K0047-06	225mm 8 7/8"	25.4mm 1" x 23E	
Motor 2.3 lts. 4 Cil	96-97		K70154-02	228mm 8 31/32"	26.1mm 1 1/32" x 23E	
Motor 2.5 lts. 4 Cil	98-03		K70154-02	228mm 8 31/32"	26.1mm 1 1/32" x 23E	
Motor 3.0 lts. 6 Cil	97-03		K70154-02	228mm 8 31/32"	26.1mm 1 1/32" x 23E	
Motor 4.0 lts. V6 Cil	01-04		K70313-01	257mm 10 1/8"	25.4mm 1" x 23E	



FORD CAMIONETAS


RANGER XL

Motor 2.3 lts. EFI SOHC 5 Vel	01-04		K70154-02	228mm 8 31/32"	26.1mm 1 1/32" x 23E	
----------------------------------	-------	-----------------------------------------------------------------------------------	-----------	----------------	----------------------	--

SERIE F



Motor 3.9 lts. 240" CID, 6 Cil	66-76		K0465-06	280mm 11"	27mm 1 1/16" x 10E	
Motor 4.9 lts. 300" CID, 6 Cil	62-69		K0465-06	280mm 11"	27mm 1 1/16" x 10E	
Motor 5.0 lts. 351" CID, 8 Cil	71-77		K0465-06	280mm 11"	27mm 1 1/16" x 10E	
Motor 5.8 lts. 302" CID, 8 Cil	62-69		K0465-06	280mm 11"	27mm 1 1/16" x 10E	
Motor 5.8 lts. 352" CID, 8 Cil	65-68		K0465-06	280mm 11"	27mm 1 1/16" x 10E	
Motor 5.8 lts. 360" CID, 8 Cil	68-76		K0465-06	280mm 11"	27mm 1 1/16" x 10E	

VANNETE

Motor 5.8 lts. 302" CID, 8 Cil	62-69		K0465-06	280mm 11"	27mm 1 1/16" x 10E	
-----------------------------------	-------	-------------------------------------------------------------------------------------	----------	-----------	--------------------	--

FORD CAMIONES

CAMIÓN F/B600

Motor 4.7 y 5.5 lts. 289" y 335" CID, 8 Cil 4 Vel Trans. Eaton Clark	65-85		KM657-01	327mm 12 7/8"	35mm 1 3/8" x 10E	
Motor 4.7 y 5.5 lts. 289" y 335" CID, 8 Cil 4 Vel Trans. Eaton Tremec	65-85		KM657-01	327mm 12 7/8"	35mm 1 3/8" x 10E	



FORD CAMIONES

CAMIÓN F700

Motor 7.0 lts. 8 Cil Gasolina	98		KM11001-04	330mm 13"	38.1mm 1 1/2" x 10E	
Motor 7.0 lts. 8 Cil Gasolina	92-94		KM11001-06	330mm 13"	35mm 1 3/8" x 10E	

MICROBUS P350

Motor 4.9 y 5.7 lts. 302" y 351" CID, 8 Cil 4 Vel	84-91		K0465-05	280mm 11"	27mm 1 1/16" x 10E	
Motor 5.7 lts. 351" CID, 8 Cil 4 Vel Sist. Acc. Hco. Con Coll. Mecánico	91-97		KM173-01	280mm 11"	27mm 1 1/16" x 10E	

GENERAL MOTORS AUTOS

ASTRA XE

Motor 1.8 lts. ECOTEC 16 Válv. 4 Cil	01-03		K260031-01	205mm 8 1/16"	18.7mm 23/32" x 14E	
Motor 2.0 lts. 16 Válv. 4 Cil	04-06		K1587-01	205mm 8 1/16"	18.2mm 23/32" x 14E	

ASTRA SE

Motor 2.2 lts. 16 Válv. 4 Cil	01		K600527-01	230mm 9 1/16"	25.4mm 1" x 14E	
Motor 2.4 lts. DOHC 16 Válv. 4 Cil	04-06		K600527-01	230mm 9 1/16"	25.4mm 1" x 14E	


ASTRA SEDAN

NUEVO Motor 1.8 lts. 4 Cil. 125 HP 5 Vel.	06-07		K260031-01	205mm 8 1/16"	18.7mm 23/32" x 14E	
NUEVO Motor 1.8 lts. XER, Comfort C 4 Cil. 140 HP 5 Vel.	08-09		3000 990 239	205mm 8 1/16"	18.65mm 23/32" x 14E	





GENERAL MOTORS AUTOS



ASTRA SPORT y HATCHBACK

NUEVO	Motor 2.0 lts. Turbocargado 4 Cil. 200 HP 6 Vel.	07-09		3000 990 239	205mm 8 1/16"	18.65mm 23/32" x 14E	
--------------	--------------------------------------------------------	-------	-----------------------------------------------------------------------------------	--------------	---------------	----------------------	--



ASTRE, SUNBIRD, J2000

Motor 2.0 lts. 121" CID, 4 Cil 4 Vel	83-86		K1914-01	232mm 9 1/8"	25.4mm 1" x 14E	
Motor 1.8 lts. 112" CID, 4 Cil 4 Vel	82-86		K1914-01	232mm 9 1/8"	25.4mm 1" x 14E	

BUICK SKYHAWK

Motor 2.0 lts. 121" CID, 4 Cil	83-87		K1914-01	232mm 9 1/8"	25.4mm 1" x 14E	
Motor 1.8 lts. 112" CID, 4 Cil	82-86		K1914-01	232mm 9 1/8"	25.4mm 1" x 14E	

CADILLAC CIMARRON

Motor 2.8 lts. 173" CID, 6 Cil	83-86		K1914-01	232mm 9 1/8"	25.4mm 1" x 14E	
Motor 1.8 lts. 112" CID, 4 Cil	82-86		K1914-01	232mm 9 1/8"	25.4mm 1" x 14E	

CAVALIER

Motor 2.8 lts. 6 Cil 5 Vel Sist. Acc. Hco. Con Coll. Mecánico	90-96		K1914-06	232mm 9 1/8"	25.4mm 1" x 14E	
Motor 2.2 lts MPFI SOHC	90-94		K1915-02	216mm 8 1/2"	25.4mm 1" x 14E	
Motor 2.8 lts 6 Cil 6 Cil 5 Vel Sist. Acc. Hco. Con Coll. Hidráulico	93-94		K1914-05	232mm 9 1/8"	25.4mm 1" x 14E	



GENERAL MOTORS AUTOS



CAVALIER

Motor 2.2 lts MPFI 4 Cil 5 Vel	95-00		K70156-01	216mm 8 1/2"	25.4mm 1" x 14E	
Motor 2.4 lts MPFI 4 Cil 5 Vel	95-00		K70163-01	215mm 8 15/32"	25.4mm 1" x 14E	
Motor 2.2 lts SFI, SOHC GETRAC 5 Vel	00-04		K70315-01	225mm 8 7/8"	25.4mm 1" x 14E	
Motor 2.4 lts MPFI 5 Vel	00-02		K70258-01	225mm 8 7/8"	25.4mm 1" x 14E	
Motor 2.2 lts MPFI, SOHC, ECOTEC 4 Cil 5 Vel	02-05		K70330-01	225mm 8 7/8"	25.4mm 1" x 14E	

CAVALIER, Z-24

Motor 3.1 lts. 6 Cil 5 Vel Sist. Acc. Hco. Con Coll. Hidráulico	92-94		K1914-05	232mm 9 1/8"	25.4mm 1" x 14E	
Motor 2.4 lts. MPFI 4 Cil 5 Vel	95-00		K70163-01	232mm 9 1/8"	25.4mm 1" x 14E	
Motor 2.0 lts. 121" CID, 4 Cil	83-87		K1914-01	232mm 9 1/8"	25.4mm 1" x 14E	
Motor 2.8 lts. 173" CID, 6 Cil	83-86		K1914-01	232mm 9 1/8"	25.4mm 1" x 14E	

CELEBRITY

Motor 2.5 lts. 151" CID, 4 Cil	83-86		K1914-01	232mm 9 1/8"	25.4mm 1" x 14E	
Motor 2.8 lts. 173" CID, 6 Cil	83-86		K1914-01	232mm 9 1/8"	25.4mm 1" x 14E	



GENERAL MOTORS AUTOS

CELEBRITY

Motor 2.8 lts. 6 Cil 5 Vel	82-87		K1906-01	232mm 9 1/8"	25.4mm 1" x 14E	
Motor 2.8 lts. 6 Cil 5 Vel Sist. Acc. Hco. Con Coll. Mecánico	87-90		K1914-06	232mm 9 1/8"	25.4mm 1" x 14E	

CIERA

Motor 2.5 lts. 151" CID, 4 Cil	83-86		K1914-01	232mm 9 1/8"	25.4mm 1" x 14E	
-----------------------------------	-------	--	----------	--------------	-----------------	--

CITATION

Motor 2.8 lts. 173" CID, 6 Cil	80-86		K1914-01	232mm 9 1/8"	25.4mm 1" x 14E	
Motor 2.5 lts. 151" CID, 4 Cil	80-86		K1914-01	232mm 9 1/8"	25.4mm 1" x 14E	
Motor 2.8 lts. 6 Cil	82-86		K1906-01	232mm 9 1/8"	25.4mm 1" x 14E	

CORSA

Motor 1.4 lts. MPFI 90 HP, 4 Cil 5 Vel	02-05		K172031-01	200mm 7 7/8"	18.2mm 23/32" x 14E	
Motor 1.8 lts MPFI, SOHC 99 HP, 4 Cil. 5 Vel.	04-08		K1587-01	205mm 8 1/16"	18.2mm 23/32" x 14E	
Motor 1.8 lts MPFI, SOHC 99 HP, 4 Cil. 5 Vel. EASYTRONIC	04-08		K1587-01	205mm 8 1/16"	18.2mm 23/32" x 14E	

CUTLASS

Motor 2.8 lts. 6 Cil 5 Vel	87-90		K1914-06	232mm 9 1/8"	25.4mm 1" x 14E	
----------------------------------	-------	--	----------	--------------	-----------------	--



GENERAL MOTORS AUTOS

CHEVY JOY, SWING, MONZA, C2, C2 SEDÁN

Motor 1.6 lts. 4 Cil	94-08		KM80203-01	191mm 7 1/2"	19mm 3/4" x 14E	
-------------------------	-------	-----------------------------------------------------------------------------------	------------	--------------	-----------------	--



CHEVY STATION WAGON y CHEVY 1.6 L (Volante de caja)

Motor 1.6 lts. Volante de caja	00-05		K6508-01	200mm 7 7/8"	18.2mm 23/32" x 14E	
-----------------------------------	-------	-----------------------------------------------------------------------------------	----------	--------------	---------------------	--



CHEVY POP

Motor 1.4 lts. 4 Cil	94-02		KM80203-01	191mm 7 1/2"	19mm 3/4" x 14E	
-------------------------	-------	-----------------------------------------------------------------------------------	------------	--------------	-----------------	--


EUROSPORT

Motor 3.1 lts. 6 Cil 5 Vel	90-93		K0119-01	232mm 9 1/8"	25.4mm 1" x 14E	
Motor 2.8 lts. 6 Cil 5 Vel Sist. Acc. Hco. Con Coll. Mecánico	87-90		K1914-06	232mm 9 1/8"	25.4mm 1" x 14E	

FIERO

Motor 2.8 lts. 173" CID, 6 Cil Sist. Acc. Hco. con Collarín Mecánico	85-86		K1914-06	232mm 9 1/8"	25.4mm 1" x 14E	
Motor 2.5 lts. 151" CID, 4 Cil	84		K1914-01	232mm 9 1/8"	25.4mm 1" x 14E	

FIRENZA

Motor 2.0 lts. 121" CID, 4 Cil 4 Vel	83-87		K1914-01	232mm 9 1/8"	25.4mm 1" x 14E	
--------------------------------------------	-------	-------------------------------------------------------------------------------------	----------	--------------	-----------------	--


GEO TRACKER

Motor 1.6 lts. OHV 4 Cil 5 Vel	92-95		K1117-01	200mm 7 7/8"	22.2mm 7/8" x 20E	
--------------------------------------	-------	-------------------------------------------------------------------------------------	----------	--------------	-------------------	--




GENERAL MOTORS AUTOS



GEO TRACKER 4x2, 4x4

Motor 2.0 lts. MPFI DOHC, 4 Cil 5 Vel	99-03		K70240-01	225mm 8 7/8"	22.2mm 7/8" x 20E	
---------------------------------------------	-------	-----------------------------------------------------------------------------------	-----------	--------------	-------------------	--


HHR

NUEVO Motor 2.4 lts. DOHC 4 Cil., 172 HP 5 Vel.	05-10		K01159-01	240mm 9 7/16"	25.0mm 31/32" x 14E	
--------------------------------------------------------------	-------	-----------------------------------------------------------------------------------	-----------	---------------	---------------------	--


MERIVA

NUEVO Motor 1.8 lts MPFI, SOHC 4 Cil. 5 Vel. EASYTRONIC	04-08		K1587-01	205mm 8 1/16"	18.2mm 23/32" x 14E	
Motor 1.8 lts MPFI 4 Cil	04-08		K1587-01	205mm 8 1/16"	18.2mm 23/32" x 14E	

MATIZ


Motor 1.0 lts. 4 Cil 5 Vel	03-10		K632701-01	184mm 7 1/4"	19mm 3/4" x 18E	
----------------------------------	-------	-------------------------------------------------------------------------------------	------------	--------------	-----------------	--

OPTRA

NUEVO Motor 2.0 lts. 4 Cil. 127 HP 5 Vel.	06-10		3000 990 244	225mm 8 7/8"	20.5mm 13/16" x 24E	
--------------------------------------------------------	-------	-------------------------------------------------------------------------------------	--------------	--------------	---------------------	--

PHOENIX

Motor 2.8 lts. 173" CID, 6 Cil Sist. Acc. Hco. con Collarín Mecánico	80-84		K1914-06	232mm 9 1/8"	25.4mm 1" x 14E	
Motor 2.5 lts. 151" CID, 4 Cil	80-86		K1914-01	232mm 9 1/8"	25.4mm 1" x 14E	
Motor 2.8 lts. 173" CID, 6 Cil	80-86		K1914-01	232mm 9 1/8"	25.4mm 1" x 14E	




GENERAL MOTORS AUTOS

PONTIAC BONE VILLE, CATALINA, CUSTOM, EXECUTIVE GRAND PRIX (RWD), GRAND VILLE

Motor 6.4 lts. 389" CID, 8 Cil	59-60		K1862-05	280mm 11"	28.5mm 1 1/8" x 10E	
-----------------------------------	-------	-----------------------------------------------------------------------------------	----------	-----------	---------------------	--


PONTIAC G3

NUEVO Motor 1.6 lts. 4 Cil. 103 HP 5 Vel.	07-10		3000 951 403	215mm 8 15/32"	20.7mm 13/16" x 24E	
--------------------------------------------------------	-------	-----------------------------------------------------------------------------------	--------------	----------------	---------------------	--

PONTIAC 600

Motor 2.5 lts. 151" CID, 4 Cil 4 Vel	83-86		K1914-01	232mm 9 1/8"	25.4mm 1" x 14E	
--------------------------------------------	-------	-----------------------------------------------------------------------------------	----------	--------------	-----------------	--

PONTIAC 600 FIERO

Motor 2.5 lts. 151" CID, 4 Cil Sist. Acc. Hco. con Collarín Mecánico	87-90		K1914-06	232mm 9 1/8"	25.4mm 1" x 14E	
----------------------------------------------------------------------------	-------	-------------------------------------------------------------------------------------	----------	--------------	-----------------	--

SUNFIRE

NUEVO Motor 2.2 lts DOHC 4 Cil. 5 Vel.	00-02		K70315-01	225mm 8 7/8"	25.4mm 1" x 14E	
NUEVO Motor 2.4 lts MPFI, DOHC 4 Cil. 5 Vel.	00-03		K70258-01	230mm 9 1/16"	25.4mm 1" x 14E	
Motor 2.2 lts MPFI 4 4 Cil 5 Vel	95-00		K70156-01	216mm 8 1/2"	25.4mm 1" x 14E	
Motor 2.4 lts MPFI 4 Cil 5 Vel	95-00		K70163-01	225mm 8 7/8"	25.4mm 1" x 14E	
Motor 2.2 lts MPFI, SOHC, EECOTEC 4 Cil 5 Vel	02-05		K70330-01	225mm 8 7/8"	25.4mm 1" x 14E	

X11

Motor 2.8 lts. 6 Cil	83-85		K1906-01	232mm 9 1/8"	25.4mm 1" x 14E	
-------------------------	-------	-------------------------------------------------------------------------------------	----------	--------------	-----------------	--




GENERAL MOTORS AUTOS

ZAFIRA

Motor 1.8 lts. ECOTEC 16 Válv. 4 Cil	01-06		K260031-01	220mm 8 21/32"	18.2mm 23/32" x 14E	
-----------------------------------------	-------	-----------------------------------------------------------------------------------	------------	----------------	---------------------	--

GENERAL MOTORS CAMIONETAS

400SS

Motor 8 Cil 350" CID 4 Vel Sist. Acc. Hco. Con Coll. Mecánico	92-99		KM11004-01	305mm 12"	28.5mm 1 1/8" x 10E	
---------------------------------------------------------------------	-------	-----------------------------------------------------------------------------------	------------	-----------	---------------------	--

BLAZER

Motor 2.8 y 3.1 lts. 6 Cil 5 Vel	91-93		KM136-01	232mm 9 1/8"	25.4mm 1" x 14E	
Motor 2.8 y 3.1 lts. 6 Cil 5 Vel	94		KM136-03	232mm 9 1/8"	25.4mm 1" x 26E	
Motor 2.8 y 3.1 lts. 6 Cil 5 Vel	95		KM136-02	232mm 9 1/8"	28.5mm 1 1/8" x 26E	
Motor 3.1 lts. V6 Cil 5 Vel	96-04		KM136-04	232mm 9 1/8"	28.5mm 1 1/8" x 26E	

BLAZER SILVERADO, C-20

Motor 5.7 lts. TBI 350" CID, 8 Cil, Rel. Ejes: 3.07:1	95		KM11051-01	305mm 12"	28.5mm 1 1/8" x 10E	
----------------------------------------------------------	----	-------------------------------------------------------------------------------------	------------	-----------	---------------------	--

BLAZER SILVERADO, TAHOE

Motor 6.2 lts. DIESEL V8 Cil	82-93		K1909-02	305mm 12"	28.5mm 1 1/8" x 10E	
Motor 7.4 lts. V8 Cil	91-95		K1909-02	305mm 12"	28.5mm 1 1/8" x 10E	
Motor 4.3 lts. V6 Cil	96-98		K1877-02	280mm 11"	28.5mm 1 1/8" x 10E	



GENERAL MOTORS CAMIONETAS


BOSS TRUCK 60o. ANIVERSARIO

Motor 5.7 lts. TBI 350" CID	95		KM11051-01	305mm 12"	28.5mm 1 1/8" x 10E	
--------------------------------	----	-----------------------------------------------------------------------------------	------------	-----------	---------------------	--


C10, C30, P300

Motor 5.7 lts. 350" CID, 8 Cil	82-86		K1865-05	302mm 11 7/8"	28.5mm 1 1/8" x 10E	
-----------------------------------	-------	-----------------------------------------------------------------------------------	----------	---------------	---------------------	--



C15, C20, HUNTER, CUSTOM, CHEYENNE

Motor 5.7 lts. 350" CID, 6 Cil 4 Vel Sist. Acc. Hco. Con Coll. Mecánico	87-93		KM11004-01	305mm 12"	28.5mm 1 1/8" x 10E	
-------------------------------------------------------------------------------	-------	-----------------------------------------------------------------------------------	------------	-----------	---------------------	--



C15, CUSTOM

Motor 4.8 lts. 292" CID, 6 Cil	87-91		KM11004-01	305mm 12"	28.5mm 1 1/8" x 10E	
-----------------------------------	-------	-------------------------------------------------------------------------------------	------------	-----------	---------------------	--


C1500

Motor 4.1 lts. 6 Cil 4 Vel Sist. Acc. Hco. Con Coll. Mecánico	94-98		KM11051-01	305mm 12"	28.5mm 1 1/8" x 10E	
Motor 5.7 lts. 8 Cil Sist. Acc. Hco. Con Coll. Mecánico	94-98		KM11051-01	305mm 12"	28.5mm 1 1/8" x 10E	

C1500 SILVERADO

Motor 4.3 lts. MFI, VORTEC V6 Cil Tremec TR3450 Se surte con collarín completo	99-05		K70285-01	302mm 11 7/8"	28.5mm 1 1/8" x 10E	
Motor 4.3 lts. MPFI, VORTEC V6 Cil NVG 5 Vel Se surte solo con repuesto de collarín	99-05		K70285-02	302mm 11 7/8"	28.5mm 1 1/8" x 10E	


C20, HUNTER, CUSTOM, CHEYENNE

Motor 5.7 lts. 350" CID, 8 Cil 4 Vel Sist. Acc. Hco. Con Coll. Mecánico	92-95		KM11004-01	305mm 12"	28.5mm 1 1/8" x 10E	
-------------------------------------------------------------------------------	-------	-------------------------------------------------------------------------------------	------------	-----------	---------------------	--




GENERAL MOTORS CAMIONETAS

C25, C35, CUSTOM, CHEYENNE

Motor 5.7 lts FI 350" CID, 6 Cil 4 Vel Sist. Acc. Hco. Con Coll. Mecánico	87-93		KM11004-01	305mm 12"	28.5mm 1 1/8" x 10E	
---------------------------------------------------------------------------------	-------	-----------------------------------------------------------------------------------	------------	-----------	---------------------	--

C25, SUBURBAN

Motor 5.7 lts. 350" CID, 6 Cil 4 Vel	92-95		KM11004-01	305mm 12"	28.5mm 1 1/8" x 10E	
--------------------------------------------	-------	-----------------------------------------------------------------------------------	------------	-----------	---------------------	--


C2500 SILVERADO

Motor 4.8 lts. 8 Cil 5 Vel	04-07		K70318-01	302mm 11 7/8"	28.5mm 1 1/8" x 10E	
----------------------------------	-------	-----------------------------------------------------------------------------------	-----------	---------------	---------------------	--

C2500 SILVERADO SLX

Motor 5.7 lts. 8 Cil 4 Vel TR 3450-3	99-04		K70333-01	298mm 11 3/4"	28.5mm 1 1/8" x 10E	
--------------------------------------------	-------	------------------------------------------------------------------------------------	-----------	---------------	---------------------	--



C2500 SUBURBAN, SILVERADO SLX

Motor 5.7 lts. TBI 350" CID, 8 Cil 4 Vel	94-98		KM11051-01	305mm 12"	28.5mm 1 1/8" x 10E	
------------------------------------------------	-------	-------------------------------------------------------------------------------------	------------	-----------	---------------------	--



C35

Motor 4.0 y 4.8 lts. 250" y 292" CID, 6 Cil Doble Rodada 4 Vel Sist. Acc. Hco. Con Coll. Mecánico	87-91		KM11004-01	305mm 12"	28.5mm 1 1/8" x 10E	
---------------------------------------------------------------------------------------------------------	-------	-------------------------------------------------------------------------------------	------------	-----------	---------------------	--

C3500, SILVERADO C 3500, SILVERADO 3500

Motor 5.7 lts. VORTEC SCPI V8 Cil 5 Vel Se surte solo con repuesto de collarín	01-07		K70149-01	302mm 11 7/8"	28.5mm 1 1/8" x 10E	
Motor 5.7 lts. VORTEC SCPI V8 Cil 5 Vel Se surte con collarin completo	01-07		K70149-02	302mm 11 7/8"	28.5mm 1 1/8" x 10E	


3500 HD SILVERADO

Motor 7.4 lts. VORTEC SFI 8 Cil Trans. New Venture 4500	97-00		K70150R-01	305mm 12"	28.5mm 1 1/8" x 10E	
Motor 8.1 lts. SFI V8 Cil 5 Vel	01-07		K70303-01	302mm 11 7/8"	31.7mm 1 1/4" x 10E	



GENERAL MOTORS CAMIONETAS


CUSTOM, CHEYENNE

Motor 4.8 lts. 292" CID, 6 Cil Doble Rodada 4 Vel Sist. Acc. Hco. Con Coll. Mecánico	87-91		KM11004-01	305mm 12"	28.5mm 1 1/8" x 10E	
--------------------------------------------------------------------------------------------	-------	-----------------------------------------------------------------------------------	------------	-----------	---------------------	--

CHEVY PICK UP, WAGON

Motor 1.6 lts. MPFI Volante de caja 5 Vel	98-05		K6508-01	200mm 7 7/8"	18.2mm 23/32" x 14E	
-------------------------------------------------	-------	-----------------------------------------------------------------------------------	----------	--------------	---------------------	--



COLORADO

NUEVO Motor Vortec 2.8 lts. DOHC 4 Cil., 175HP 5 Vel.	04-08		K70464-01	265mm 10 7/16"	29.5mm 1 5/32" x 26E	
--------------------------------------------------------------------	-------	-----------------------------------------------------------------------------------	-----------	----------------	----------------------	--



JIMMY, SIERRA, YUKON

Motor 6.2 lts. V8 Cil DIESEL	82-93		K1909-02	305mm 12"	28.5mm 1 1/8" x 10E	
Motor 7.4 lts. V8 Cil	91-95		K1909-02	305mm 12"	28.5mm 1 1/8" x 10E	
Motor 4.3 lts. V6 Cil	96-98		K1877-02	280mm 11"	28.5mm 1 1/8" x 10E	

LUV

Motor 2.3 lts. 4 Cil 5 Vel	97-98		K837002-01	215mm 8 15/32"	25.4mm 1" x 24E	
Motor 2.2 lts. 4 Cil 5 Vel	99-05		K837002-02	215mm 8 15/32"	25.4mm 1" x 24E	



RODEO

Motor 3.1 lts. 191" CID, 6 Cil	91-93		K1904-01	232mm 9 1/8"	25.4mm 1" x 14E	
Motor 2.6 lts. 164" CID, 4 Cil	91-93		K1904-01	232mm 9 1/8"	25.4mm 1" x 14E	




GENERAL MOTORS CAMIONETAS

S10

Motor 2.2 lts. 4 Cil	96-98		KM136-03	232mm 9 1/8"	28.5mm 1 1/8" x 26E	
Motor 2.2 lts. FI VORTEC FI, SFI, MFI 5 Vel	96-04		KM136-04	232mm 9 1/8"	28.5mm 1 1/8" x 26E	

S10 MAXICAB

Motor 3.1 lts. 6 Cil 5 Vel	90-95		KM136-01	232mm 9 1/8"	25.4mm 1" x 14E	
----------------------------------	-------	-----------------------------------------------------------------------------------	----------	--------------	-----------------	--

S10, S15, T10, T15, BLAZER, JIMMY, PICK-UP

Motor 2.0 lts. 122" CID, 4 Cil	83-84		K1904-01	232mm 9 1/8"	25.4mm 1" x 14E	
Motor 2.5 lts. 151" CID, 4 Cil	84-93		K1904-01	232mm 9 1/8"	25.4mm 1" x 14E	
Motor 2.8 lts. 173" CID, 6 Cil	85-93		K1904-01	232mm 9 1/8"	25.4mm 1" x 14E	
Motor 4.3 lts. 262" CID, 6 Cil	90-94		K1877-02	280mm 11"	28.5mm 1 1/8" x 10E	
Motor 2.2 lts. 122" CID, 4 Cil	94-95		K1904-08	232mm 9 1/8"	28.5mm 1 1/8" x 26E	

SERIE C, K, R, V, G, P, 10, 15, 20, 25, 30, 35, BLAZER, JIMMY, SUBURBAN

Motor 5.7 lts. 350", 8 Cil	67-95		K1909-02	305mm 12"	28.5mm 1 1/8" x 10E	
Motor 7.4 lts. 454" CID, 8 Cil	70-95		K1909-02	305mm 12"	28.5mm 1 1/8" x 10E	
Motor 6.2 lts 379" CID, 8 Cil	82-95		K1909-02	305mm 12"	28.5mm 1 1/8" x 10E	



GENERAL MOTORS CAMIONETAS

SERIE C, K, R, V, G, P, 10, 15, 20, 25, 30, 35, BLAZER, JIMMY, SUBURBAN

Motor 4.1 lts. 250" CID, 6 Cil	77-84		K1909-02	305mm 12"	28.5mm 1 1/8" x 10E	
Motor 5.0 lts. 305" CID, 8 Cil	75-84		K1909-02	305mm 12"	28.5mm 1 1/8" x 10E	
Motor 4.8 lts. 229" CID, 6 Cil	69-84		K1909-02	305mm 12"	28.5mm 1 1/8" x 10E	
Motor 7.4 lts. 454" CID, 8 Cil	70-84		K1862-01	305mm 12"	28.5mm 1 1/8" x 10E	
Motor 4.1 lts. 248" CID, 6 Cil	77-84		K1862-01	305mm 12"	28.5mm 1 1/8" x 10E	
Motor 5.0 lts. 305" CID, 8 Cil	75-84		K1862-01	305mm 12"	28.5mm 1 1/8" x 10E	
Motor 4.8 lts. 292" CID, 6 Cil	69-84		K1862-01	305mm 12"	28.5mm 1 1/8" x 10E	
Motor 5.7 lts. 347" CID, 8 Cil	67-84		K1862-01	305mm 12"	28.5mm 1 1/8" x 10E	
Motor 6.5 lts. 395" CID, 8 Cil	70-73		K1862-01	305mm 12"	28.5mm 1 1/8" x 10E	
Motor 5.0 lts. 307" CID, 6 Cil	75-95		K1877-02	280mm 11"	28.5mm 1 1/8" x 10E	
Motor 4.3 lts. 262" CID, 6 Cil	85-95		K1877-02	280mm 11"	28.5mm 1 1/8" x 10E	
Motor 4.1 lts. 248" CID, 6 Cil	77-84		K1877-02	280mm 11"	28.5mm 1 1/8" x 10E	
Motor 4.8 lts. 292" CID, 6 Cil	69-84		K1877-02	280mm 11"	28.5mm 1 1/8" x 10E	



GENERAL MOTORS CAMIONETAS

SERIE G, P

Motor 6.5 lts. 395" CID, 8 Cil	92-95		K1909-02	305mm 12"	28.5mm 1 1/8" x 10E	
Motor 5.7 lts. 350" CID, 8 Cil	67-95		K1909-02	305mm 12"	28.5mm 1 1/8" x 10E	
Motor 7.4 lts. 454" CID, 8 Cil	70-95		K1909-02	305mm 12"	28.5mm 1 1/8" x 10E	
Motor 6.2 lts. 379" CID, 8 Cil	85-93		K1909-02	305mm 12"	28.5mm 1 1/8" x 10E	
Motor 4.1 lts. 250" CID, 6 Cil	77-84		K1909-02	305mm 12"	28.5mm 1 1/8" x 10E	
Motor 5.0 lts. 305" CID, 8 Cil	75-84		K1909-02	305mm 12"	28.5mm 1 1/8" x 10E	
Motor 4.8 lts. 292" CID, 6 Cil	69-84		K1909-02	305mm 12"	28.5mm 1 1/8" x 10E	
Motor 5.0 lts. 305" CID, 8 Cil	60-70		K1909-02	305mm 12"	28.5mm 1 1/8" x 10E	
Motor 5.8 lts. 351" CID 6 Cil	60-70		K1909-02	305mm 12"	28.5mm 1 1/8" x 10E	

TORNADO

Motor 1.8 lts. MPFI SOHC L4 Cil 5 Vel	04-08		K1587-01	205mm 8 1/16"	18.2mm 23/32" x 14E	
---------------------------------------------	-------	--	----------	---------------	---------------------	--



VANETTE, P300

Motor 5.7 lts. 350" CID, 8 Cil 4 Vel	85-95		KM11004-01	305mm 12"	28.5mm 1 1/8" x 10E	
--------------------------------------------	-------	--	------------	-----------	---------------------	--





GENERAL MOTORS CAMIONES



C40, C50, C55, C60, C65, C70, C75, KODIAK, TOPKICK

Motor 5.7 lts. 350" CID, 8 Cil	69-89		K1909-02	305mm 12"	28.5mm 1 1/8" x 10E	
Motor 4.8 lts. 292" CID, 6 Cil	63-89		K1909-02	305mm 12"	28.5mm 1 1/8" x 10E	


C40, C50, C60, C70, KODIAK

Motor 5.7 lts. 347" CID, 8 Cil	69-89		K1862-01	305mm 12"	28.5mm 1 1/8" x 10E	
Motor 4.8 lts. 292" CID, 6 Cil	63-89		K1862-01	305mm 12"	28.5mm 1 1/8" x 10E	

C55, C65, C75, TOPKICK

Motor 5.7 lts. 347" CID, 8 Cil	63-89		K1862-01	305mm 12"	28.5mm 1 1/8" x 10E	
Motor 4.8 lts. 292" CID, 6 Cil	63-89		K1862-01	305mm 12"	28.5mm 1 1/8" x 10E	

C60

Motor 4.8 lts. 292" CID, 6 Cil 6 Toneladas 4 Vel	70-85		K1865-05	302mm 11 7/8"	28.5mm 1 1/8" x 10E	
--------------------------------------------------------	-------	-------------------------------------------------------------------------------------	----------	---------------	---------------------	--


KODIAK

Motor 6.0 lts. 8 Cil	94-00		KM11001-05	330mm 13"	38.1mm 1 1/2" x 10E	
Motor 7.0 lts. 8 Cil Gasolina y Gas LP	97-00		KM11001-05	330mm 13"	38.1mm 1 1/2" x 10E	
NUEVO Motor 8.1 lts y 7.4 lts., Vortec SFI V8 Cil. Gasolina, 270 HP, 400 lb-ft Eaton Boos Sync, Eaton Fuller	01-07		K533064-01	330mm 13"	38.1mm 1 1/2" x 10E	
NUEVO Motor 7.2 lts, Diesel 6 Cil. Diesel Caterpillar 207 HP, 520 lb-ft	01-08		3014 017 501	355.60mm 14"	44.4mm 13/4" x 10E	



GENERAL MOTORS CAMIONES


MICROBUS C15

Motor 4.0 lts. 250 CID, 6 Cil Rel. Ejes 3.07:1	94-95		KM11051-01	305mm 12"	28.5mm 1 1/8" x 10E	
---------------------------------------------------	-------	-----------------------------------------------------------------------------------	------------	-----------	---------------------	--

MICROBUS P30



Motor 5.7 lts. 350" CID, 8 Cil 4 Vel	87-93		KM11004-01	305mm 12"	28.5mm 1 1/8" x 10E	
--------------------------------------------	-------	-----------------------------------------------------------------------------------	------------	-----------	---------------------	--

MICROBUS P30, VANETTE


Motor 8 Cil Trabajo Pesado 4 Vel	94-95		KM11004-01	305mm 12"	28.5mm 1 1/8" x 10E	
----------------------------------------	-------	-----------------------------------------------------------------------------------	------------	-----------	---------------------	--

HONDA AUTOS

ACCORD

Motor 2.2 lts. 4 Cil	90-97		KF701-01	225mm 8 7/8"	26.1mm 1 1/32 x 24E	
Motor 2.3 lts. 4 Cil	98-00		KF701-01	225mm 8 7/8"	26.1mm 1 1/32 x 24E	

CIVIC



Motor 1.6 lts. SOHC VTEC-E	01-05		KF702-02	213mm 8 3/8"	22.2mm 7/8" x 20E	
-------------------------------	-------	-------------------------------------------------------------------------------------	----------	--------------	-------------------	--

CIVIC SIR

Motor 1.6 lts. VTEC 16 Válv. 4 Cil 5 Vel	99-00		K70073-02	220mm 8 21/32"	26.1mm 1 1/32 x 24E	
------------------------------------------------	-------	-------------------------------------------------------------------------------------	-----------	----------------	---------------------	--

JEEP CAMIONETAS



CHEROKEE, COMANCHE, CJ SERIES, DI SPATCHER, DJ SERIES, SPORT WAGON, WAGONEER, WRANGLER

Motor 2.8 lts. 6 Cil	85-86		K1904-01	232mm 9 1/8"	25.4mm 1" x 14E	
Motor 2.5 lts. 4 Cil	91-92		K1914-03	232mm 9 1/8"	25.4mm 1" x 14E	




JEEP CAMIONETAS


CHEROKEE, COMANCHE, CJ SERIES, DI SPATCHER, DJ SERIES, SPORT WAGON, WAGONEER, WRANGLER

Motor 2.5 lts. MPI. 4 Cil	93-05		K0117-01	229mm 9"	25.4mm 1" x 14E	
Motor 4.0 lts. DOHC 190 HP, 4 Cil 5 Vel	01		K70269-01	266mm 10 15/32"	28.5mm 1 1/8" x 10E	



COMPASS SPORT 4X2

NUEVO Motor 2.4 lts. 4 Cil. 16 Valv., 170 HP 5 Vel.	06-10		K70813-01 MODULAR	228mm 8 31/32"	23.74mm 15/16" x 17E	
------------------------------------------------------------------	-------	-----------------------------------------------------------------------------------	----------------------	----------------	----------------------	--


JEEP CHEROKEE KJ JR

Motor 3.7 lts. 6 Cil	02		K70298-01	266mm 10 15/32"	28.5mm 1 1/8" x 10E	
-------------------------	----	------------------------------------------------------------------------------------	-----------	-----------------	---------------------	--

LIBERTY



Motor 2.4 lts. 210 HP, DOHC, L4 Cil 5 Vel	02-05		K70297-01	228mm 8 31/32"	25.4mm 1" x 19E	
Motor 3.7 lts. 210 HP, V6 Cil 5 Vel	02-04		K70298-01	265mm 10 15/32"	28.5mm 1 1/8" x 10E	


PATRIOT

NUEVO Motor 2.4 lts. 4 Cil. 16 Valv., 172 HP 5 Vel.	06-10		K70813-01 MODULAR	228mm 8 31/32"	23.74mm 15/16" x 17E	
------------------------------------------------------------------	-------	-------------------------------------------------------------------------------------	----------------------	----------------	----------------------	--

MAZDA AUTOS

MAZDA 3

Motor 2.0 lts. DOHC 16 Válv. L4 Cil	06-08		K70397-01	228mm 8 31/32"	25.4mm 1" x 22E	
Motor tipo L3V 2.3 lts. DOHC 16 Válv. L4 Cil	06-08		K70397-01	228mm 8 31/32"	25.4mm 1" x 22E	





MAZDA AUTOS

MAZDA 5

Motor tipo L3V 2.3 lts. DOHC 16 Válv. L4 Cil	06-08		K70397-01	228mm 8 31/32	25.4mm 1" x 22E	
-------------------------------------------------	-------	-----------------------------------------------------------------------------------	-----------	---------------	-----------------	--

MAZDA 6

Motor tipo L3V 2.3 lts. 16 Válv. L4 Cil	06-08		K70367-01	216mm 8 1/2"	25.4mm 1" x 22E	
Motor V6 tipo AJV 3.0 lts. 24 Válv.	06-08		K70368-01	241mm 9 1/2"	25.4mm 1" x 22E	

MERCEDES BENZ AUTOBUSES Y CAMIONES

OMNI BUS OF 1318/51

Motor OM366 A, CAIO VICTORIA 6 Cil 13 Ton. 180 HP	96		K1258-01	349mm 13 3/4"	44.4mm 1 3/4" x 10E	
------------------------------------------------------	----	-------------------------------------------------------------------------------------	----------	---------------	---------------------	--

OMNI BUS OH 1418/51

Motor OM366 A, CAIO VICTORIA 6 Cil 14 Ton. 180 HP	94-95		K1258-01	349mm 13 3/4"	44.4mm 1 3/4" x 10E	
------------------------------------------------------	-------	-------------------------------------------------------------------------------------	----------	---------------	---------------------	--



MODELOS L, LK, LO, MBO, OMC: 1017, 1217, 1417, 1418, 1419, 1423, 1617, 1619, 1621, L 2121 y L 2221

Motor OM366 LA 6 Cil Trans. TREMEC y FULLER	92-01		K60204-01	355mm 14"	44.4mm 1 3/4" x 10E	
---------------------------------------------------	-------	-------------------------------------------------------------------------------------	-----------	-----------	---------------------	--

MODELOS L, LK: 1218, 1418, 1618,

Motor OM 904 LA 4 Cil Trans. TREMEC Y FULLER	98-01		K60306-01	355mm 14"	44.4mm 1 3/4" x 10E	
----------------------------------------------------	-------	-------------------------------------------------------------------------------------	-----------	-----------	---------------------	--

MODELOS BOXER, TORINO, MAGNO, MBO, OMC: 1018, 1019, 1119, 1218, 1219, 1418, 1419

Motor OM904 4 Cil Trans. TREMEC Y FULLER	98-05		K26301-01	362mm 14 1/4"	44.4mm 1 3/4" x 10E	
Motor OM904 4 Cil 6 Vel Trans. MB G85-6 y MBT 660	05-08		K26301-02	362mm 14 1/4"	40.5mm 1 19/32" x 18E	




MERCEDES BENZ AUTOBUSES Y CAMIONES

M2 25K (4x2), M2 100" 18K-25K (4x2)

Motor MBE904, MBE 900 4.2 y 4.3 lts. 4 Cil. 6 Vel. 170 -190 HP, 420 - 520 lb-ft Trans. MBT5 20S- 6D, Fuller, MB G3 / 60	02-07		K28807-01	365mm 14 3/8"	44.4mm 1 3/4" x 10E	
-------------------------------------------------------------------------------------------------------------------------------	-------	-----------------------------------------------------------------------------------	-----------	---------------	---------------------	--

M2 35K (4 X 2)

NUEVO Motor MBE 906 6.4 lts. 6 Cil. 210-230HP, 520-660 lb-ft 6 Vel. Trans. MBT 520S-6D o Fuller	07-10		3400 700 526	395mm 15 9/16"	44.4mm 1 3/4" x 18E	
-----------------------------------------------------------------------------------------------------------------	-------	-----------------------------------------------------------------------------------	--------------	----------------	---------------------	--

M2 35K (4x2)

Motor MBE 906 6.4 lts. 6 Cil. 210 - 230 HP, 520 - 660 lb-ft 6 Vel. Trans. MBT5 20S- 6D, Fuller	02-07		K28802-01	365mm 14 3/8"	44.4mm 1 3/4" x 10E	
------------------------------------------------------------------------------------------------------	-------	-----------------------------------------------------------------------------------	-----------	---------------	---------------------	--

NISSAN AUTOS

200SX

Motor 1.6 lts. 4 Cil	95-98		KF639-02	191mm 7 1/2"	20.6mm 13/16" x 18E	
-------------------------	-------	-------------------------------------------------------------------------------------	----------	--------------	---------------------	--

ALMERA

Motor 1.8 lts. HDFI 16 Válv. 4 Cil Código QG18DE	01-06		K70051-01	215mm 8 15/32"	20.6mm 13/16" x 18E	
-----------------------------------------------------	-------	-------------------------------------------------------------------------------------	-----------	----------------	---------------------	--

DATSUN

Motor 1.2, 1.3 y 1.5 lts. 4 Cil	68-75		KF532-01	200mm 7 7/8"	25.4mm 1" x 24E	
------------------------------------	-------	-------------------------------------------------------------------------------------	----------	--------------	-----------------	--

DATSUN 160J, 180J

Motor 1.5, 1.6 lts. 4 Cil	77-83		KF587-04	200mm 7 7/8"	25.4mm 1" x 24E	
------------------------------	-------	-------------------------------------------------------------------------------------	----------	--------------	-----------------	--

DATSUN 210, B210

Motor 1.4 lts. 4 Cil	77-82		KF537-05	181mm 7 1/8"	20.6mm 13/16" x 18E	
-------------------------	-------	-------------------------------------------------------------------------------------	----------	--------------	---------------------	--



NISSAN AUTOS

DATSUN 310

Motor 1.5 lts. 4 Cil	82		KF537-04	181mm 7 1/8"	20.6mm 13/16" x 18E	
-------------------------	----	-----------------------------------------------------------------------------------	----------	--------------	---------------------	--

HIKARI COUPÉ

Motor 1.5 lts. E15, 1.6 lts. E16 4 Cil	87-92		KF537-04	181mm 7 1/8"	20.6mm 13/16" x 18E	
-------------------------------------------	-------	-----------------------------------------------------------------------------------	----------	--------------	---------------------	--

HIKARI TURBO

Motor 1.6 lts. E16 4 Cil	87-91		KF537-04	181mm 7 1/8"	20.6mm 13/16" x 18E	
-----------------------------	-------	-----------------------------------------------------------------------------------	----------	--------------	---------------------	--

LUCINO GSE

Motor 1.6 lts. 16HD Fi 16 Válv. 4 Cil 5 Vel	95-98		KF639-02	191mm 7 1/2"	20.6mm 13/16" x 18E	
---------------------------------------------------	-------	-------------------------------------------------------------------------------------	----------	--------------	---------------------	--

LUCINO GSR

Motor 1.8 lts. 16 Válv. 4 Cil 5 Vel	96-00		K70051-01	215mm 8 15/32"	20.6mm 13/16" x 18E	
-------------------------------------------	-------	-------------------------------------------------------------------------------------	-----------	----------------	---------------------	--

LUCINO GSR

Motor 2.0 lts. 16 Valv. 4 Cil 5 Vel	94-00		K70051-01	215mm 8 15/32"	20.6mm 13/16" x 18E	
-------------------------------------------	-------	-------------------------------------------------------------------------------------	-----------	----------------	---------------------	--

MAXIMA SERIE 810

Motor 2.8 lts. 6 Cil Diesel	81-84		KF594-01	225mm 8 7/8"	25.4mm 1" x 24E	
--------------------------------	-------	-------------------------------------------------------------------------------------	----------	--------------	-----------------	--

NINJA TURBO

Motor 1.6 lts. E16 4 Cil	82		KF537-04	181mm 7 1/8"	20.6mm 13/16" x 18E	
-----------------------------	----	-------------------------------------------------------------------------------------	----------	--------------	---------------------	--



PLATINA

Motor 1.6 lts. 4 Cil 110HP código K4M	02-10		K1502-01	200mm 7 7/8"	22mm 7/8" x 26E	
------------------------------------------	-------	-------------------------------------------------------------------------------------	----------	--------------	-----------------	--



NISSAN AUTOS

PULSAR

Motor 1.6 lts. 4 Cil	82-86		KF537-04	181mm 7 1/8"	20.6mm 13/16" x 18E	
Motor 1.6 lts. SOHC 4 Cil	87-90		KF639-02	191mm 7 1/2"	20.6mm 13/16" x 18E	



SAMURAI, SAKURA

Motor 1.8 lts. J18 4 Cil	85-88		KF594-01	225mm 8 7/8"	25.4mm 1" x 24E	
-----------------------------	-------	-----------------------------------------------------------------------------------	----------	--------------	-----------------	--

SENTRA

Motor 1.6 lts. HD FI 16 Válv. 4 Cil	96-00		KF639-02	191mm 7 1/2"	20.6mm 13/16" x 18E	
Motor 1.5 lts. 4 Cil	82-83		KF537-04	181mm 7 1/8"	20.6mm 13/16" x 18E	
Motor 1.6 lts. 4 Cil	83-85		KF537-04	181mm 7 1/8"	20.6mm 13/16" x 18E	
Motor 1.6 lts. 4 Cil	86-98		KF639-02	191mm 7 1/2"	20.6mm 13/16" x 18E	
Motor 1.7 lts. 4 Cil Diesel	83-86		KF537-04	181mm 7 1/8"	20.6mm 13/16" x 18E	

SENTRA GST/GSX

Motor 1.6 lts. HD FI 16 Válv. 4 Cil	95-00		KF639-02	191mm 7 1/2"	20.6mm 13/16" x 18E	
Motor 1.8 lts. HD FI 16 Válv. 4 Cil Código QG18DE	96-05		K70051-01	215mm 8 15/32	20.6mm 13/16" x 18E	



NISSAN AUTOS

SENTRA GSS

Motor 2.0 lts. MPFI 16 Válv. 4 Cil código SR20DE	01-05		K70051-01	215mm 8 15/32"	20.6mm 13/16" x 18E	
-----------------------------------------------------	-------	-----------------------------------------------------------------------------------	-----------	----------------	---------------------	--

SENTRA SER

Motor 2.5 lts. DOHC 16 Válv. 4 Cil Código QR25DE	01-08		K70355-02	240mm 9 7/16"	25.4mm 1" x 24E	
-----------------------------------------------------	-------	-----------------------------------------------------------------------------------	-----------	---------------	-----------------	--

TSUBAME

Motor 1.6 lts. FI DOHC 16 Válv. 4 Cil	93-05		KF639-02	191mm 7 1/2"	20.6mm 13/16" x 18E	
------------------------------------------	-------	-----------------------------------------------------------------------------------	----------	--------------	---------------------	--

TSURU GS1, GS2

Motor 1.6 lts. FI GA16DNE 4 Cil	95-98		KF639-02	191mm 7 1/2"	20.6mm 13/16" x 18E	
------------------------------------	-------	-------------------------------------------------------------------------------------	----------	--------------	---------------------	--

TSURU I

Motor 1.5 lts. E15 4 4 Cil	84-87		KF537-04	181mm 7 1/8"	20.6mm 13/16" x 18E	
-------------------------------	-------	-------------------------------------------------------------------------------------	----------	--------------	---------------------	--

TSURU I, II GUAYÍN


Motor 1.5 lts. E15 y 1.6 lts. E16 4 Cil	84-91		KF537-04	181mm 7 1/8"	20.6mm 13/16" x 18E	
--------------------------------------------	-------	-------------------------------------------------------------------------------------	----------	--------------	---------------------	--


TSURU III, GS, GST, GSX

Motor 1.6 lts. FI 4 Cil	92-10		KF639-02	191mm 7 1/2"	20.6mm 13/16" x 18E	
----------------------------	-------	-------------------------------------------------------------------------------------	----------	--------------	---------------------	--

NISSAN CAMIONETAS

DATSUN PICK UP

Motor 1.5 y 1.6 lts. 4 Cil	74-83		KF587-04	200mm 7 7/8"	25.4mm 1" x 24E	
-------------------------------	-------	-------------------------------------------------------------------------------------	----------	--------------	-----------------	--




NISSAN CAMIONETAS



ESTAQUITAS

Motor 1.8 lts. 4 Cil	84-93		KF594-01	225mm 8 7/8"	25.4mm 1" x 24E	
-------------------------	-------	-----------------------------------------------------------------------------------	----------	--------------	-----------------	--

FRONTIER XE, KING CAB XE

Motor 2.4 lts. 16 Válv. KA24DE 4 Cil	00-10		K951001-01	240mm 9 7/16"	25.4mm 1" x 24E	
-----------------------------------------	-------	-----------------------------------------------------------------------------------	------------	---------------	-----------------	--

ICHI VAN

Motor 2.4 lts. FI 12 Válv. 4 Cil	91-93		KM168-01	240mm 9 7/16"	25.4mm 1" x 24E	
Motor 1.8 lts. 4 Cil	87-90		KF594-01	225mm 8 7/8"	25.4mm 1" x 24E	


NISSAN

Motor 2.4 lts. EGI FI 4 Cil Doble Cabina	93-96		KM168-01	240mm 9 7/16"	25.4mm 1" x 24E	
Motor 2.4 lts. 12 Válv. 4 Cil Doble Cabina D21 4	91-96		KM168-01	240mm 9 7/16"	25.4mm 1" x 24E	
Motor 2.4 lts. EGI FI 4 Cil Doble Cabina	91-08		KM168-02	240mm 9 7/16"	25.4mm 1" x 24E	


NISSAN PICK-UP CHASIS

Motor 2.4 lts. 12 Válv. 4 Cil Doble Cabina KA24E	97-08		KM168-02	240mm 9 7/16"	25.4mm 1" x 24E	
-----------------------------------------------------	-------	-------------------------------------------------------------------------------------	----------	---------------	-----------------	--

URVAN

Motor 2.4 lts. 16 Válv. 4 Cil KA24DE	00-07		K951001-01	240mm 9 7/16"	25.4mm 1" x 24E	
-----------------------------------------	-------	-------------------------------------------------------------------------------------	------------	---------------	-----------------	--

XTERRA XE

Motor 2.4 lts. V4 Cil 4x2 5 Vel	99-06		KM168-02	240mm 9 7/16"	25.4mm 1" x 24E	
---------------------------------------	-------	-------------------------------------------------------------------------------------	----------	---------------	-----------------	--





PEUGEOT AUTOS



206 XR

Motor 1.4 lts. 4 Cil 75 HP	99-08		K284231-01	180mm 7 3/32"	20.6mm 13/16" x 18E	
-------------------------------	-------	-----------------------------------------------------------------------------------	------------	---------------	---------------------	--



206 XS

Motor 1.6 lts. TU5JP 4 Cil 110 HP	99-00		K857602-01	200mm 7 7/8"	20.6mm 13/16" x 18E	
Motor 1.6 lts. TU5JP4 4 Cil 110 HP	01-10		K307804-01	200mm 7 7/8"	20.6mm 13/16" x 18E	

306

Motor 1.8 lts. 4 Cil 5 Vel	99-04		K774101-01	200mm 7 7/8"	20.6mm 13/16" x 18E	
NUEVO Motor 1.6 lts. 4 Cil 5 Vel	97-02		K857602-01	200mm 7 7/8"	20.6mm 13/16" x 18E	

307

NUEVO Motor 1.6 lts. 4 Cil 5 Vel	02-10		K307804-02	200mm 7 7/8"	20.6mm 13/16" x 18E	
Motor 1.8 lts. 4 Cil 5 Vel	03-05		K631701-01	228mm 8 31/32"	20.6mm 13/16" x 18E	

PEUGEOT CAMIONETAS

PARTNER

Motor 1.6 lts. 4 Cil 110 HP	01-08		K307804-02	200mm 7 7/8"	20.6mm 13/16" x 18E	
--------------------------------	-------	-------------------------------------------------------------------------------------	------------	--------------	---------------------	--


GRAND RAID

Motor 1.6 lts. 4 Cil 110 HP	07-10		K307804-02	200mm 7 7/8"	20.6mm 13/16" x 18E	
--------------------------------	-------	-------------------------------------------------------------------------------------	------------	--------------	---------------------	--



RENAULT AUTOS

CLIO AUTHENTIQUE

Motor 1.6 lts. 4 Cil 110 HP Código K4M	02-06		K1502-01	200mm 7 7/8"	22mm 7/8" x 26E	
-------------------------------------------	-------	-----------------------------------------------------------------------------------	----------	--------------	-----------------	--

CLIO EXPRESSION

NUEVO Motor 1.6 lts. 4 Cil. 110 HP, Código K4M	02-05		K1502-01	200mm 7 7/8"	22mm 7/8" x 26E	
-------------------------------------------------------------	-------	-----------------------------------------------------------------------------------	----------	--------------	-----------------	--

CLIO SPORT

Motor 2.0 lts MPFI 4 Cil 172 HP Código F4R	02-05		K826034-01	215mm 8 15/32"	22mm 7/8" x 26E	
-----------------------------------------------	-------	-----------------------------------------------------------------------------------	------------	----------------	-----------------	--

MEGANE AUTHENTIQUE y EXPRESSION


Motor 2.0 lts. MPFI 4 Cil 140 HP Código F4R	01-04		K826034-01	215mm 8 15/32"	22mm 7/8" x 26E	
------------------------------------------------	-------	-------------------------------------------------------------------------------------	------------	----------------	-----------------	--

SCENIC

Motor 2.0 lts. MPFI 4 Cil 140 HP Código F4R	02-07		K826034-01	215mm 8 15/32"	22mm 7/8" x 26E	
------------------------------------------------	-------	-------------------------------------------------------------------------------------	------------	----------------	-----------------	--


RENAULT CAMIONETAS

KANGOO EXPRESS, AUTHENTIQUE, SPORTWAY


Motor 1.6 lts. 4 Cil 110 HP código K4M	02-10		K1502-01	200mm 7 7/8"	22mm 7/8" x 26E	
-------------------------------------------	-------	-------------------------------------------------------------------------------------	----------	--------------	-----------------	--

SEAT AUTOS

ALTEA

NUEVO Motor 2.0 lts. DOHC 4 Cil., 150 HP 5 Vel.	05-10		K70423-01	230mm 9 1/16"	22.2mm 7/8" x 28E	
-----------------------------------------------------------------	-------	-------------------------------------------------------------------------------------	-----------	---------------	-------------------	--



IBIZA BLITZ

NUEVO Motor 1.6 lts. SOHC 4 Cil. 5 Vel.	06-10		K108137-01	200mm 7 7/8"	22.2mm 7/8" x 28E	
---------------------------------------------------------	-------	-------------------------------------------------------------------------------------	------------	--------------	-------------------	--




SEAT AUTOS


IBIZA

Motor 1.6 lts. 4 Cil Centrado Diámetro Exterior	01-05		K70128-01	210mm 8 1/4"	22.2mm 7/8" x 28E	
Motor 2.0 lts. 4 Cil Sport	03-08		K309909-01	220mm 8 21/32"	22.2mm 7/8" x 28E	



IBIZA CUPRA

Motor 1.8 lts. 4 Cil Turbo	05-07		K829501-01 MODULAR	225mm 8 7/8"	22.2mm 7/8" x 28E	
-------------------------------	-------	-----------------------------------------------------------------------------------	-----------------------	--------------	-------------------	--



IBIZA TURBO FR

Motor 1.8 lts. 4 Cil Turbo	01-10		K829501-01 MODULAR	225mm 8 7/8"	22.2mm 7/8" x 28E	
-------------------------------	-------	------------------------------------------------------------------------------------	-----------------------	--------------	-------------------	--


CORDOBA

Motor 1.6 lts. 4 Cil Centrado Diámetro Exterior	01-10		K70128-01	210mm 8 1/4"	22.2mm 7/8" x 28E	
Motor 2.0 lts. 4 Cil	03-10		K309909-01	220mm 8 21/32"	22.2mm 7/8" x 28E	

LEON

Motor 1.8 lts. DOHC 20 Válv. L4 Cil 5 Vel	01-08		K194603-01	215mm 8 15/32"	22.2mm 7/8" x 28E	
Motor 1.8 lts. DOHC 20 Válv. L4 Cil Turbo 6 Vel	01-05		3000 990 232	240mm 9 7/16"	23.8mm 15/16" x 23E	

LEON CUPRA

NUEVO Motor 1.8 lts. DOHC 20 Válv. L4 Cil. Turbo 6 Vel.	03-06		3000 990 232	240mm 9 7/16"	23.8mm 15/16" x 23E	
----------------------------------------------------------------------	-------	-------------------------------------------------------------------------------------	--------------	---------------	---------------------	--

LEON STYLANCE

NUEVO Motor 2.0 lts. FSI, L4 Cil. 150 HP 6 Vel.	06-10		K70423-01	230mm 9 1/16"	22.2mm 7/8" x 28E	
--------------------------------------------------------------	-------	-------------------------------------------------------------------------------------	-----------	---------------	-------------------	--



SEAT AUTOS

TOLEDO

NUEVO	Motor 2.0 lts. L4 DOHC L4 Cil., 150 HP 5 Vel.	06-10		K70423-01	230mm 9 1/16"	22.2mm 7/8" x 28E	
	Motor 1.8 lts. DOHC TURBO 20 Válv. L4 Cil 6 Vel	01-05		3000 990 232	240mm 9 7/16"	23.8mm 15/16" x 23E	
	Motor 1.8 lts. L4 DOHC TURBO 20 Válv. L4 Cil 5 Vel	01-07		K194603-01	229mm 9"	22.2mm 7/8" x 28E	

TOYOTA AUTOS

COROLLA CE Y LE

Motor 1.8 lts. DOHC 4 Cil 5 Vel	02-08		K70079-03	213mm 8 3/8"	25.4mm 1" x 21E	
---------------------------------------	-------	--	-----------	--------------	-----------------	--

MATRIX

Motor 1.8 lts. DOHC 4 Cil., 130 HP 5 Vel.	02-08		K70079-03	213mm 8 3/8"	25.4mm 1" x 21E	
-------------------------------------------------	-------	--	-----------	--------------	-----------------	--

YARIS

Motor 1.3 lts. 4 Cil 5 Vel	03-07		K0076-01	200mm 7 7/8"	23.8mm 15/16" x 21E	
----------------------------------	-------	--	----------	--------------	---------------------	--

TOYOTA CAMIONETAS

HIACE

Motor 2.7 lts DOHC 16 Válv. 142 y 158 HP 5 Vel.	05-08		K70116-01	250mm 9 27/32"	28.5mm 1 1/8" x 21E	
-------------------------------------------------------	-------	--	-----------	----------------	---------------------	--



HILUX

Motor 2.7 lts DOHC 16 Válv. 5 Vel	03-07		K70116-02	250mm 9 27/32"	28.5mm 1 1/8" x 21E	
-----------------------------------------	-------	--	-----------	----------------	---------------------	--



VOLKSWAGEN AUTOS



ATLANTIC

Motor 1.7 lts. 4 Cil	84-85		K0028-01	200mm 7 7/8"	20.6mm 13/16" x 24E	
Motor 1.6 y 1.7 lts. 4 Cil	78-84		K1886-01	191mm 7 1/2"	20.6mm 13/16" x 24E	


ATLANTIC C, GLS

Motor 1.8 lts. 4 Cil	84-87		KF295-01	210mm 8 1/4"	20.6mm 13/16" x 24E	
-------------------------	-------	-----------------------------------------------------------------------------------	----------	--------------	---------------------	--


BRASILIA

Motor 1.6 lts. 4 Cil Disco con Resortes	74-82		KF224-01	200mm 7 7/8"	20.6mm 13/16" x 24E	
Motor 1.6 lts. 4 Cil Disco Rígido	74-82		KF224-02B	200mm 7 7/8"	20.6mm 13/16" x 24E	


BORA FSI, GLI, TURBO

NUEVO Motor 2.0 lts., Turbo FSI, GLI 4 Cil. 197 HP 5 Vel.	06-10		3000 990 199	240mm 9 15/32"	24.2mm 31/32" x 23E	
------------------------------------------------------------------------	-------	-------------------------------------------------------------------------------------	--------------	----------------	---------------------	--

BORA STYLE ACTIVE

NUEVO Motor 2.5 lts. 5 Cil. 168 HP 5 Vel.	05-10		K70423-01	230mm 9 1/16"	22.2mm 7/8" x 28E	
--------------------------------------------------------	-------	-------------------------------------------------------------------------------------	-----------	---------------	-------------------	--

BORA TDI

NUEVO Motor 1.9 lts. 4 Cil. 103 HP 5 Vel.	06-10		K70422-01	240mm 9 15/32"	22.2mm 7/8" x 28E	
--------------------------------------------------------	-------	-------------------------------------------------------------------------------------	-----------	----------------	-------------------	--



CABRIOLET

Motor 1.8 lts. 4 Cil	84-93		KF295-01	210mm 8 1/4"	20.6mm 13/16" x 24E	
-------------------------	-------	-------------------------------------------------------------------------------------	----------	--------------	---------------------	--



VOLKSWAGEN AUTOS

CARIBE

Motor 1.7 lts. 4 Cil	84-85		K0028-01	200mm 7 7/8"	20.6mm 13/16" x 24E	
Motor 1.6 lts. 4 Cil Diesel	78-81		K0028-01	200mm 7 7/8"	20.6mm 13/16" x 24E	

CARIBE GT

Motor 1.8 lts. 4 Cil	84-87		KF295-01	210mm 8 1/4"	20.6mm 13/16" x 24E	
-------------------------	-------	-----------------------------------------------------------------------------------	----------	--------------	---------------------	--


CARIBE L, GL

Motor 1.6 y 1.7 lts. 4 Cil	78-84		K1886-01	191mm 7 1/2"	20.6mm 13/16" x 24E	
-------------------------------	-------	------------------------------------------------------------------------------------	----------	--------------	---------------------	--



CORSAR CD, CORSAR VARIANT

Motor 1.8 lts. 4 Cil	83-88		KF294-01	210mm 8 1/4"	20.6mm 13/16" x 24E	
-------------------------	-------	-------------------------------------------------------------------------------------	----------	--------------	---------------------	--

CROSSFOX


NUEVO Motor 1.6 lts. 4 Cil. 5 Vel.	06-10		K108137-01	200mm 7 7/8"	22.2mm 7/8" x 28E	
-------------------------------------------------	-------	-------------------------------------------------------------------------------------	------------	--------------	-------------------	--

DERBY

Motor 1.8 lts. 4 Cil Centrado Diámetro Exterior	94-03		K70128-04	210mm 8 1/4"	20.6mm 13/16" x 24E	
Motor 2.0 lts. 4 Cil Centrado Diámetro Exterior 5 Vel	02-05		K70128-01	210mm 8 1/4"	22.2mm 7/8" x 28E	
Motor 2.0 lts. 4 Cil 5 Vel	01-04		K194603-01	215mm 8 15/32"	22.2mm 7/8" x 28E	


GOLF

Motor 1.8 lts. 4 Cil	87-88		KF295-01	210mm 8 1/4"	20.6mm 13/16" x 24E	
-------------------------	-------	-------------------------------------------------------------------------------------	----------	--------------	---------------------	--



VOLKSWAGEN AUTOS

GOLF (A4)

Motor 2.0 lts. 4 Cil	99-06		K194603-01	215mm 8 15/32"	22.2mm 7/8" x 28E	
-------------------------	-------	-----------------------------------------------------------------------------------	------------	----------------	-------------------	--



GOLF CABRIO (A4)

Motor 2.0 lts. 4 Cil	99-03		K194603-01	215mm 8 15/32"	22.2mm 7/8" x 28E	
-------------------------	-------	-----------------------------------------------------------------------------------	------------	----------------	-------------------	--

GOLF CL, GL

Motor 1.8 lts. Centrado con 2 pernos	92-93		K70037-02	210mm 8 1/4"	20.6mm 13/16" x 24E	
-----------------------------------------	-------	-----------------------------------------------------------------------------------	-----------	--------------	---------------------	--



GOLF CL, GL, GTI, CABRIO (A3)

Motor 1.8 lts. Centrado con 2 perno	93		K70037-02	210mm 8 1/4"	20.6mm 13/16" x 24E	
Motor 2.0 lts. Centrado Diámetro Exterior	94-99		K70128-01	210mm 8 1/4"	22.2mm 7/8" x 28E	

GOLF CL, GL, MI (A3)


Motor 1.8 lts 4 Cil Centrado Diámetro Exterior	94-99		K70128-04	210mm 8 1/4"	20.6mm 13/16" x 24E	
---------------------------------------------------	-------	-------------------------------------------------------------------------------------	-----------	--------------	---------------------	--

GOLF GTI TURBO (A4)

Motor 1.8 lts. 4 Cil No incluye volante	99-01		K70245-01	219mm 8 5/8"	22.2mm 7/8" x 28E	
Motor 1.8 lts. 4 Cil	99-03		K829501-01 MODULAR	225mm 8 7/8"	22.2mm 7/8" x 28E	

GOLF GTI VR6 (A3)

Motor 2.8 lts. 6 Cil	98-99		K70038-02	229mm 9 "	22.2mm 7/8" x 28E	
-------------------------	-------	-------------------------------------------------------------------------------------	-----------	-----------	-------------------	--




VOLKSWAGEN AUTOS

GOLF GTI, GL

Motor 1.8 lts. 4 Cil Centrado 2 pernos 5 Vel	89-92		K70037-02	210mm 8 1/4"	20.6mm 13/16" x 24E	
----------------------------------------------------	-------	-----------------------------------------------------------------------------------	-----------	--------------	---------------------	--

GOLF GTI (A3)

Motor 2.0 lts. Centrado con 2 pernos	93		K70037-01	210mm 8 1/4"	20.6mm 13/16" x 28E	
-----------------------------------------	----	-----------------------------------------------------------------------------------	-----------	--------------	---------------------	--

GOLF II , JETTA II

Motor 1.8 lts. 4 Cil	85-92		KF295-01	210mm 8 1/4"	20.6mm 13/16" x 24E	
-------------------------	-------	-----------------------------------------------------------------------------------	----------	--------------	---------------------	--

GOLF III , JETTA III

Motor 1.8 lts. 4 Cil	93-94		KF295-01	210mm 8 1/4"	20.6mm 13/16" x 24E	
-------------------------	-------	-------------------------------------------------------------------------------------	----------	--------------	---------------------	--



GOLF VR6 (A4)

Motor 2.8 lts. DOHC 6 Cil	99-03		K70038-03	229mm 9 "	22.2mm 7/8" x 28E	
------------------------------	-------	-------------------------------------------------------------------------------------	-----------	-----------	-------------------	--

JETTA

Motor 1.8 lts. 4 Cil	87-88		KF295-01	210mm 8 1/4"	20.6mm 13/16" x 24E	
-------------------------	-------	-------------------------------------------------------------------------------------	----------	--------------	---------------------	--

JETTA (A4)

Motor 2.8 lts. VR6 DOHC 6 Cil	99-04		K70038-03	229mm 9 "	22.2mm 7/8" x 28E	
Motor 2.0 lts. 4 Cil	99-05		K194603-01	215mm 8 15/32"	22.2mm 7/8" x 28E	

JETTA C, GL

Motor 1.8 lts. 4 Cil	89-92		K70037-02	210mm 8 1/4"	20.6mm 13/16" x 24E	
-------------------------	-------	-------------------------------------------------------------------------------------	-----------	--------------	---------------------	--



VOLKSWAGEN AUTOS

JETTA C, GL (A3)

Motor 1.8 lts. 4 Cil Centrado con 2 pernos	93-97		K70037-02	210mm 8 1/4"	20.6mm 13/16" x 24E	
Motor 1.9 lts. 4 Cil Centrado diámetro exterior Turbo Diesel	93-97		K70128-02	210mm 8 1/4"	20.6mm 13/16" x 24E	

JETTA CL, GL, GLX, EUROPA (A3)

Motor 1.8 lts. 4 Cil Centrado diámetro exterior	97-98		K70128-04	210mm 8 1/4"	20.6mm 13/16" x 24E	
Motor 2.0 lts. Centrado diámetro exterior	94-99		K70128-01	210mm 8 1/4"	22.2mm 7/8" x 28E	

JETTA GLS, GLS CARAT

Motor 2.0 lts. 4 Cil Centrado con 2 pernos 5 Vel	93		K70037-01	210mm 8 1/4"	22.2mm 7/8" x 28E	
--------------------------------------------------------	----	--	-----------	--------------	-------------------	--

JETTA GLX (A3)


Motor 2.8 lts. VR6 6 Cil	95-99		K70038-02	229mm 9 "	22.2mm 7/8" x 28E	
-----------------------------	-------	--	-----------	-----------	-------------------	--

JETTA TURBO

Motor 1.8 lts 4 Cil	99-01		K70245-01	219mm 8 5/8"	22.2mm 7/8" x 28E	
Motor 1.8 lts. 4 Cil	99-05		K829501-01	225mm 8 7/8"	22.2mm 7/8" x 28E	
Motor 1.8 lts. 4 Cil No incluye volante	99-05		3000 951 005	225mm 8 7/8"	22.2mm 7/8" x 28E	

LUPO

Motor 1.6 lts. 8 Válv. 4 Cil 5 Vel	04-08		K108137-01	200mm 7 7/8"	22.2mm 7/8" x 28E	
------------------------------------------	-------	--	------------	--------------	-------------------	--




VOLKSWAGEN AUTOS

NEW BEETLE 10 AÑOS

NUEVO	Motor 2.5 lts. 5 Cil. 148 HP 5 Vel.	06-10		K70423-01	230mm 9 1/16"	22.2mm 7/8" x 28E	
--------------	-------------------------------------------	-------	-----------------------------------------------------------------------------------	-----------	---------------	-------------------	--



NEW BEETLE

Motor 2.0 lts. 4 Cil	98-08		K194603-01	215mm 8 15/32"	22.2mm 7/8" x 28E	
-------------------------	-------	-----------------------------------------------------------------------------------	------------	----------------	-------------------	--

NEW BEETLE (A4)

Motor 1.8 lts. 4 Cil 1800 cc. Turbo No incluye volante	98-00		K70245-01	219mm 8 5/8"	22.2mm 7/8" x 28E	
--------------------------------------------------------------	-------	-----------------------------------------------------------------------------------	-----------	--------------	-------------------	--

NEW BEETLE (A4)

Motor 1.8 lts. 4 Cil 1800 cc. Turbo	99-05		K829501-01 MODULAR	225mm 8 7/8"	22.2mm 7/8" x 28E	
Motor 1.9 lts. TDI 4 Cil 1900 cc.	01-03		K951790-01 MODULAR	225mm 8 7/8"	22.2mm 7/8" x 28E	



PASSAT


Motor 2.0 lts. 16 Válv. 200 cc	97-98		KF787-01	229mm 9 "	22.2mm 7/8" x 28E	
-----------------------------------	-------	-------------------------------------------------------------------------------------	----------	-----------	-------------------	--

PASSAT VARIANT (A3)

Motor 2.8 lts. VR6 Disco con preamortiguamiento	97-98		K70038-03	229mm 9 "	22.2mm 7/8" x 28E	
----------------------------------------------------	-------	-------------------------------------------------------------------------------------	-----------	-----------	-------------------	--

POLO

Motor 1.6 lts. 4 Cil 5 Vel	03-07		K108137-01	200mm 7 7/8"	22.2mm 7/8" x 28E	
Motor 2.0 lts. 4 Cil 5 Vel	03-07		K309909-01	220mm 8 21/32"	22.2mm 7/8" x 28E	



VOLKSWAGEN AUTOS

POINTER GTI

Motor 2.0 lts. 4 Cil	99-05		K9082-01	229mm 9 "	20.6mm 13/16" x 24E	
-------------------------	-------	-----------------------------------------------------------------------------------	----------	-----------	---------------------	--

POINTER, POINTER WAGON VARIANT, PICK UP, BASE, GT, TREDLINE, CITY, MI, COMFORTLINE

Motor 1.8 lts. 4 Cil	98-08		K9082-01	229mm 9 "	20.6mm 13/16" x 24E	
-------------------------	-------	-----------------------------------------------------------------------------------	----------	-----------	---------------------	--



QUANTUM

Motor 1.8 lts. 4 Cil Turbo diesel	84-85		KF294-01	210mm 8 1/4"	20.6mm 13/16" x 24E	
--------------------------------------	-------	-----------------------------------------------------------------------------------	----------	--------------	---------------------	--



RABBIT


Motor 1.5 lts. 4 Cil 5 Vel	78-82		K1886-01	191mm 7 1/2"	20.6mm 13/16" x 24E	
Motor 1.5 lts. 4 Cil 5 Vel	75-82		K1886-01	191mm 7 1/2"	20.6mm 13/16" x 24E	
Motor 1.8 lts. 4 Cil	83-84		KF295-01	210mm 8 1/4"	20.6mm 13/16" x 24E	

SAFARI

Motor 1.6 lts. 4 Cil Disco con resortes	74-82		KF224-01	200mm 7 7/8"	20.6mm 13/16" x 24E	
Motor 1.6 lts. 4 Cil Disco rígido	74-82		KF224-02B	200mm 7 7/8"	20.6mm 13/16" x 24E	

SEDÁN

Motor 1.6 lts. 4 Cil 1600cc, Disco con resortes	74-92		KF224-01	200mm 7 7/8"	20.6mm 13/16" x 24E	
Motor 1.6 lts. FI, 1600icc 4 Cil Disco con resortes	92-04		KF224-01	200mm 7 7/8"	20.6mm 13/16" x 24E	



VOLKSWAGEN AUTOS




SEDÁN

Motor 1.6 lts. 4 Cil 1600cc, Disco rígido.	74-92		KF224-02B	200mm 7 7/8"	20.6mm 13/16" x 24E	
-----------------------------------------------	-------	-----------------------------------------------------------------------------------	-----------	--------------	---------------------	--

SIROCCO

Motor 1.5 lts. 4 Cil 4 Vel	75-84		K1886-01	191mm 7 1/2"	20.6mm 13/16" x 24E	
Motor 1.6 lts. 4 Cil 4 Vel	75-80		K1886-01	191mm 7 1/2"	20.6mm 13/16" x 24E	
Motor 1.8 lts. 4 Cil	83-84		KF295-01	210mm 8 1/4"	20.6mm 13/16" x 24E	

SYNCRO



Motor 2.1 lts. 4 Cil	86-92		KF251-01	229mm 9 "	20.6mm 13/16" x 24E	
Motor 1.9 lts. 4 Cil	83-85		KF251-01	229mm 9 "	20.6mm 13/16" x 24E	
Motor 2.0 lts. 4 Cil	79-83		KF251-01	229mm 9 "	20.6mm 13/16" x 24E	

TIPO 2

Motor 1.8 lts. 4 Cil	76-79		KF251-01	229mm 9 "	20.6mm 13/16" x 24E	
-------------------------	-------	-------------------------------------------------------------------------------------	----------	-----------	---------------------	--

VOLKSWAGEN CAMIONETAS

VANAGON

Motor 2.1 lts. 4 Cil	86-92		KF251-01	229mm 9 "	20.6mm 13/16" x 24E	
Motor 1.9 lts. 4 Cil	83-85		KF251-01	229mm 9 "	20.6mm 13/16" x 24E	



VOLKSWAGEN CAMIONETAS

VANAGON

Motor 2.0 lts. 4 Cil	79-83		KF251-01	229mm 9 "	20.6mm 13/16" x 24E	
-------------------------	-------	--	----------	-----------	---------------------	--

VANAGON, SYNCRO

Motor 1.9 lts. 4 Cil	83-85		KF251-01	229mm 9 "	20.6mm 13/16" x 24E	
Motor 2.0 lts. 4 Cil	79-83		KF251-01	229mm 9 "	20.6mm 13/16" x 24E	

COMBI

Motor 1.6 lts. 4 Cil Disco con resortes	74-87		KF224-01	200mm 7 7/8"	20.6mm 13/16" x 24E	
Motor 1.6 lts. 4 Cil Disco rígido	74-87		KF224-02B	200mm 7 7/8"	20.6mm 13/16" x 24E	

COMBI CARAVELLE

Motor 1.8 lts. 4 Cil Enfriado por agua	88-02		KF251-01	229mm 9 "	20.6mm 13/16" x 24E	
-------------------------------------------	-------	--	----------	-----------	---------------------	--

EUROVAN TDI

NUEVO Motor 1.9 lts. 4 Cil., 103 HP 5 Vel.	05-10		K951153-01	230mm 9 1/16 "	22.22mm 7/8" x 28E	
---------------------------------------------------------	-------	--	------------	----------------	--------------------	--

EUROVAN

Motor 2.5 lts. Inyección secuencial 5 Cil	00-04		K70038-01	229mm 9 "	22.2mm 7/8" x 28E	
----------------------------------------------	-------	--	-----------	-----------	-------------------	--



PANEL

Motor 1.6 lts. 4 Cil Disco con resortes	74-87		KF224-01	200mm 7 7/8"	20.6mm 13/16" x 24E	
--------------------------------------------	-------	--	----------	--------------	---------------------	--



VOLKSWAGEN CAMIONETAS


PANEL

Motor 1.8 lts. 4 Cil Enfriado por agua	88-01		KF251-01	229mm 9 "	20.6mm 13/16" x 24E	
Motor 1.6 lts. 4 Cil Disco rígido	74-87		KF224-02B	200mm 7 7/8"	20.6mm 13/16" x 24E	

SPORT VAN

NUEVO Motor 1.6 lts. 4 Cil. 5 Vel.	06-10		K108137-01	200mm 7 7/8"	22.2mm 7/8" x 28E	
-------------------------------------------------	-------	-----------------------------------------------------------------------------------	------------	--------------	-------------------	--

VAN

Motor 1.8 lts. 4 Cil 5 Vel	03-10		K194603-01	215mm 8 15/32"	22.2mm 7/8" x 28E	
----------------------------------	-------	------------------------------------------------------------------------------------	------------	----------------	-------------------	--

VOLKSWAGEN CAMIONES

BUS 8.150

Motor Cummins 3.9 lts. 150 HP 5 Vel	06-08		K00064SC-01	330mm 13"	35mm 1 3/8" x 10E	
-------------------------------------------	-------	-------------------------------------------------------------------------------------	-------------	-----------	-------------------	--

BUS 8.150 FEB

Motor Cummins 3.9 lts. 150 HP 5 Vel	06-08		K00064SC-01	330mm 13"	35mm 1 3/8" x 10E	
-------------------------------------------	-------	-------------------------------------------------------------------------------------	-------------	-----------	-------------------	--

LISTA NUMÉRICA SACHS

No. DE PARTE	MARCA	AÑO	APLICACIÓN	
3000 951 403	GENERAL MOTORS	07-10	PONTIAC G3	Motor 1.6 lts.4 Cil. 103 HP5 Vel.
3000 951 516	BMW	01-04	MINI COOPER	Motor 1.6 lts. SOHC4 Cil., 113 -114 HP5 Vel.
3000 990 199	VOLKSWAGEN	06-10	BORA FSI, GLI, TURBO	Motor 2.0 lts., Turbo FSI, GLI4 Cil. 197 HP5 Vel.
3000 990 239	GENERAL MOTORS	08-09	ASTRA SEDAN	Motor 1.8 lts. XER, Comfort C4 Cil. 140 HP 5 Vel.
		07-09	ASTRA SPORT y HATCHBACK	Motor 2.0 lts. Turbocargado4 Cil. 200 HP 6 Vel.
3000 990 244	GENERAL MOTORS	06-10	OPTRA	Motor 2.0 lts.4 Cil. 127 HP5 Vel.
3014 017 501	GENERAL MOTORS	01-08	KODIAK	Motor 7.2 lts, Diesel6 Cil. Diesel Caterpillar 207 HP, 520 lb-ft
3090 600 005	CHRYSLER	00-08	PT CRUISER	Motor 2.4 lts. MPFI, DOHC4 Cil., 150 HP5 Vel.
3400 700 526	MERCEDES BENZ	07-10	M2 35K (4 X 2),	MBE 906 6.4 lts.6 Cil. 210-230HP, 6 Vel. Trans. MBT 520S-6D
K00064SC-01	VOLKSWAGEN	06-08	BUS 8.150	Motor Cummins 3.9lts150 hp5 Vel.
		06-08	BUS 8.150 FEB	Motor Cummins 3.9lts150 hp 5 Vel.
K0028-01	VOLKSWAGEN	84-85	ATLANTIC	Motor 1.7 lts.4 Cil.
		84-85	CARIBE	Motor 1.7 lts.4 Cil.
		78-81	CARIBE	Motor 1.5 y 1.6 lts.4 Cil. Diesel
K0036-01	FORD	85-87	LYNX, LNT	Motor 1.9 lts. 116" CID, 4 Cil.
		86-90	SABLE	Motor 2.5 lts. 4 cilindros
		86-89	TAURUS	Motor 2.5 lts.153" CID, 4 Cil.
		85-87	TAURUS	Motor 3.0 lts. 183" CID, Fuel injection, 4 Cil.
		89-91	TAURUS	Motor 3.8 lts.232" CID4 Vel.
		84-88	TEMPO	Motor 2.3 lts.140" CID, 4 Cil.
K0036-02	FORD	84-90	TOPAZ	Motor 2.3 lts. 140" CID4 Vel.
		88-94	TOPAZ	Motor 2.3 lts.140" CID, 4 Cil. GS/GL 5 Vel. Con buje para trans.
K0047-04	FORD	84	BRONCO II	Motor 2.0 y 2.3 lts. 4 Cil.
		84	BRONCO II	Motor 2.8 lts. 6 Cil.
K0047-05	FORD	86-87	AEROSTAR	Motor 2.3, 2.8 y 3.0 lts.4 Cil.
		85-87	BRONCO II	Motor 2.8 y 2.9 lts. 6 Cil.
		85-87	BRONCO II	Motor 2.0 y 2.3 lts. 6 Cil.
K0047-06	FORD	88-92	AEROSTAR	Motor 3.0 lts. 6 Cil.
		86-92	AEROSTAR	Motor 2.8, y 3.0 lts.6 Cil.
		91-98	BRONCO II	Motor 2.9 lts.6 Cil.
		88	BRONCO II	Motor 2.0 y 2.3 lts.4 Cil.
		88-92	RANGER	Motor 2.3 lts.4 Cil.
K0047-07	FORD	88-92	RANGER	Motor 2.9 y 3.0 lts.6 Cil.
		93-94	AEROSTAR y RANGER	Motor 3.0 lts. 6 Cil.
K0047-08	FORD	93-95	RANGER	Motor 2.3 lts.4 Cil.
K0048-01	FORD	72-86	MERCURY, CAPRI	Motor 5.0 lts. 8 Cil.
		86-97	MUSTANG	Motor 5.0 lts. 302" CID, V8 Cil.
		96-98	MUSTANG II	Motor 4.6 lts. 8 Cil.

LISTA NUMÉRICA SACHS

No. DE PARTE	MARCA	AÑO	APLICACIÓN	
K0050-01	CHRYSLER	81-99	CHARGER, OMNI , 024	Motor 2.2 lts. Turbo 1135" CID, 4 Cil.
		81-89	DART K y LEBARON	Motor 2.2 lts.4 Cil.4 Vel.
		81-89	ARIES, LANCER SPIRIT, 400, 600	Motor 2.2 lts.135" CID, 4 Cil.
		81-89	LANSER	Motor 2.2 lts.135" CID, 4 Cil.
		81-89	LEBARON	Motor 2.2 lts.135" CID, 4 Cil.
		81-89	PLYMOUTH DUSTER, HORIZON, SHELBY	Motor 2.2 lts.135" CID, 4 Cil.
		90	TC3, TURISMO, SUNDAN CE	Motor 2.2 lts.4 Cil.
		81-89	RELIANT	Motor 2.2 lts.135" CID, 4 Cil.
		81-89	SCAMP	Motor 2.2 lts.4 Cil.
		81-89	SHADOW	Motor 2.2 lts. 135" CID, 4 Cil.
		81-89	SUNDANCE	Motor 2.2 lts.135" CID, 4 Cil.
		81-89	VOLARE K	Motor 2.2 lts.4 Cil.4 Vel.
		81-89	RAMPAGE	Motor 2.2 lts.4 Cil.
		K0050-03	CHRYSLER	90
K0066-01	CHRYSLER	81-88	CHARGER, OMNI , 024	Motor 2.2 lts.135" CID, 4 Cil.
		81-89	DART K, LEBARON y MAGNUM	Motor 2.5 lts.4 Cil.4 Vel.
		81-88	DODGE ARIES, DAYTONA	Motor 2.2 lts. Turbo 1135" CID, 4 Cil.
		81-88	LANCER SPIRIT, 400, 600	Motor 2.5 lts. Con y sin Turbo153" CID, 4 Cil.
		81-88	LANSER	Motor 2.2 lts. Turbo 1135" CID, 4 Cil.
		81-88	LANSER	Motor 2.5 lts.151" CID, 4 Cil.
		81-88	LEBARON	Motor 2.2 lts. Turbo 1135" CID, L4 Cil.
		81-88	LEBARON	Motor 2.5 lts. con y sin Turbo153" CID, 4 Cil.
		81-89	HORIZON, SHELBY, TC3, TURISMO	Motor 2.2 lts. Turbo135" CID, 4 Cil.
		81-88	RELIANT	Motor 2.2 lts. Turbo135" CID, 4 Cil.
		81-88	RELIANT	Motor 2.5 lts.153" CID, 4 Cil.
		81-88	SHADOW	Motor 2.2 lts. Turbo I y II135" CID, 4 Cil.
		81-88	SHADOW	Motor 2.5 lts. Con y sin Turbo153" CID, 4 Cil.
		81-88	SUNDANCE	Motor 2.2 lts. Turbo135" CID, 4 Cil.
		81-88	SUNDANCE	Motor 2.5 lts. Turbo153" CID, 4 Cil.
		81-88	CARAVAN MINI RAM	Motor 2.2 lts.135" CID, 4 Cil.
81-88	CARAVAN MINI RAM	Motor 2.5 lts. Con y sin Turbo153" CID, 4 Cil.		
K0066-03	CHRYSLER	94-95	SHADOW	Motor 2.5 lts. 4 Cil.Trans. New ProcessGear mod. 523, 5 vel.
K0076-01	TOYOTA	03-07	YARIS	Motor 1.3 lts.4 Cil.5 Vel.
K01159-01	GENERAL MOTORS	05-10	HHR	Motor 2.4 lts. DOHC4 Cil., 172 HP5 Vel.
K0116-02	FORD	93-97	EXPLORER	Motor 4.0 lts. V6 Cil.
		94-98	F150 EXPLORER	Motor 4.0 V6 Cil.

LISTA NUMÉRICA SACHS

No. DE PARTE	MARCA	AÑO	APLICACIÓN	
K0117-01	CHRYSLER	93-05	CHEROKEE, COMANCHE, CJ SERIES DJ SERIES, SPORT WAGON, WAGONEER	Motor 2.5 lts. MPI.4 Cil.
K0119-01	GENERAL MOTORS	90-93	EUROSPORT	Motor 3.1 lts.6 Cil.5 Vel.
K0122-01	FORD	91-96	TAURUS	Motor 3.0 lts. V6 Cil.
K0465-05	FORD	78-83	FAIRMONT y FALCON	Motor 4.7 lts. 289" CID, 8 Cil.3 Vel.
		78-83	FAIRMONT y FALCON	Motor 4.9 lts.302" CID, 8 Cil.4 Vel.
		78-84	MUSTANG y MAVERICK	Motor 4.7, 4.9 y 5.7 lts.289", 302", 351 CID, 8 Cil.3 y 5 Vel.
		68-79	F100, CUSTOM RANGER	Motor 4.7 lts.289" CID, 8 Cil.4 Vel.
		65-91	F150 XL, XLT, XL LC, XL MID	Motor 5.0 lts. (302) 8 Cil.4 Vel.
		65-91	F200, CUSTOM RANGER	Motor 4.9 y 5.7 lts. 302", 352" CID, 8 Cil.4 Vel.
		63-91	F350	Motor 4.7, 4.9 y 5.7 lts.289", 302" y 351" CID, 8 Cil.3 y 4 Vel.
		78-91	F350, VANNETE	Motor 4.9, 5.7 lts.302", 351" CID
		84-91	MICROBUS P350	Motor 4.9 y 5.7 lts.302" y 351" CID, 8 Cil.4 Vel.
K0465-06	FORD	71	MERCURY, CUSTOM, CYCLONE	Motor 5.8 lts.351" CID, 8 Cil.
		66-70	MONTEREY, PARK LANE	Motor 6.4 lts. 390" CID, 8 Cil.
		63	MERCURY BROUGHAM, CUSTOM	Motor 6.6 lts. 406" CID, 8 Cil.
		70-74	RANCHERO	Motor 5.8 lts. 351" CID, 8 Cil.
		67-69	RANCHERO	Motor 6.4 lts. 390" CID, 8 Cil.
		66-76	SERIE F	
		62-69	SERIE F	
		71-77	SERIE F	Motor 5.0 lts. 351" CID, 8 Cil.
		62-69	SERIE F	Motor 5.8 lts.302" CID, 8 Cil.
		65-68	SERIE F	Motor 5.8 lts. 352" CID, 8 Cil.
		68-76	SERIE F	Motor 5.8 lts.360" CID, 8 Cil.
K108137-01	SEAT Y VW	06-10	IBIZA BLITZ	Motor 1.6 lts. SOHC4 Cil. 5 Vel.
		06-10	CROSSFOX	Motor 1.6 lts. 4 Cil.5 Vel.
		04-08	LUPO	Motor 1.6 lts.8 Válv. 4 Cil.5 Vel.
		03-07	POLO	Motor 1.6 lts.4 Cil.5 Vel.
		06-10	SPORT VAN	Motor 1.6 lts. 4 Cil.5 Vel.
K1117-01	GENERAL MOTORS	92-95	GEO TRACKER	Motor 1.6 lts. OHV4 Cil.5 Vel.
K1121-01	FORD	01-10	COURIER	Motor 1.6 lts.4 Cil.5 Vel.
		01-07	IKON FIESTA BASE, FIRST, MID	Motor 1.6 lts. DOHC, OHCL4 Cil.5 Vel.
		01-08	FORD KA STD, SPORT, SVP	Motor 1.6 lts.4 Cil.5 Vel.
K1122-01	FORD	94-96	ESCORT	Motor 1.9 lts. DOHC166" CID, 4 Cil.
K1237-01	CHRYSLER	75-85	CAMION D600, DP600	Motor 5.9 lts.360" CID, 8 Cil., Motor a Diesel
K1237-02	DINA	70-85	SERIE 531	Motor 5.8 lts.6 Cil. Diesel Perkins fase II y IV5 Vel. Trans. Tremec
		70-85	SERIE 532 J5	Motor 5.8 lts.6 Cil. Diesel Perkins fase II y IV5 Vel. Trans. Tremec
		70-85	SERIE 533 G3	Motor 5.8 lts. 6 Cil. Diesel Perkins fase II y IV5 Vel. Trans Tremec
		70-85	SERIE K72	Motor 5.8 lts. 6 Cil. Diesel Perkins fase II y IV5 Vel. Trans. Tremec

LISTA NUMÉRICA SACHS

No. DE PARTE	MARCA	AÑO	APLICACIÓN	
K1258-01	MERCEDES BENZ	96	OMNI BUS OF 1318/51	Motor OM366 A, CAIO VICTORIA6 Cil. 13 Ton. 180 HP
		94-95	OMNI BUS OH 1418/51	Motor OM366 A, CAIO VICTORIA6 Cil. 14 Ton. 180 HP
K1502-01	NISSAN Y RENAULT	02-10	PLATINA	Motor 1.6 lts. 4 Cil. 110HP código K4M
		02-06	CLIO AUTHENTIQUE	Motor 1.6 lts. 4 Cil. 110 HP, Código K4M
		02-05	CLIO EXPRESSION	Motor 1.6 lts. 4 Cil. 110 HP, Código K4M
		02-10	KANGOO, AUTHENTIQUE, SPORTWAY	Motor 1.6 lts. 4 Cil. 110 HP, Código K4M
K1587-01	GENERAL MOTORS	04-06	ASTRA XE	Motor 2.0 lts.16 Válv. 4 Cil.
		04-08	CORSA	Motor 1.8 lts MPFI99 HP, 4 Cil.5 Vel.
		04-08	CORSA	Motor 1.8 lts MPFI, SOHC99 HP, 4 Cil.5 Vel. EA-SYTRONIC
		04-08	MERIVA	Motor 1.8 lts MPFI4 Cil.
		04-08	MERIVA	Motor 1.8 lts MPFI, SOHC4 Cil.5 Vel. EASYTRONIC
		04-08	TORNADO	Motor 1.8 lts. MPFI SOHCL4 Cil.5 Vel.
K172031-01	GENERAL MOTORS	02-05	CORSA	Motor 1.4 lts. MPFI90 HP, 4 Cil.5 Vel.
K1862-01	GENERAL MOTORS	70-84	SERIE C, K, R, V, G, P, 15, 20, 25, 30, 35	Motor 7.4 lts. 454" CID, 8 Cil.
		77-84	BLAZER, JIMMY, SUBURBAN	Motor 4.1 lts. 248" CID, 6 Cil.
		75-84	SERIE C, K, R, V, G, P, 10, 15, 20, 25, 30	Motor 5.0 lts. 305" CID, 8 Cil.
		69-84	BLAZER, JIMMY, SUBURBAN	Motor 4.8 lts. 292" CID, 6 Cil.
		67-84	SERIE C, K, R, V, G, P, 10, 20, 25, 30, 35	Motor 5.7 lts.347" CID, 8 Cil.
		70-73	BLAZER, JIMMY, SUBURBAN	Motor 6.5 lts.395" CID, 8 Cil.
		69-89	C40, C50, C60, C70, KODIAK	Motor 5.7 lts. 347" CID, 8 Cil.
		63-89	C40, C50, C60, C70, KODIAK	Motor 4.8 lts.292" CID, 6 Cil.
		63-89	C55, C65, C75, TOPKICK	Motor 5.7 lts.347" CID, 8 Cil.
		63-89	C55, C65, C75, TOPKICK	Motor 4.8 lts. 292" CID, 6 Cil.
K1862-05	GENERAL MOTORS	59-60	PONTIAC, CATALINA , CUSTOM	Motor 6.4 lts.389" CID, 8 Cil.
		82-86	C10,C30,P300	Motor 5.7 lts.350" CID, 8 Cil.
		70-85	C60	Motor 4.8 lts. 292" CID, 6 Cil. 6 Toneladas4 Vel.
K1877-02	GENERAL MOTORS	96-98	BLAZER SILVERADO, TAHOE	Motor 4.3 lts. V6 Cil
		96-98	JIMMY, SIERRA, YUKON	Motor 4.3 lts.V6 Cil.
		90-94	S10, S15, T10, T15, BLAZER, PICK-UP	Motor 4.3 lts.262" CID, 6 Cil.
		75-95	SERIE C, K, R, V, G, P, 10, 15, 25, 30, 35	Motor 5.0 lts. 307" CID, 6 Cil.
		85-95	BLAZER, JIMMY, SUBURBAN	Motor 4.3 lts.262" CID, 6 Cil.
		77-84	SERIE C, K, R, V, G, P, 10, 20, 25, 30, 35	Motor 4.1 lts.248" CID, 6 Cil.
		69-84	BLAZER, JIMMY, SUBURBAN	Motor 4.8 lts. 292" CID, 6 Cil.
K1886-01	VOLKSWAGEN	78-84	ATLANTIC	Motor 1.6 y 1.7 lts.4 Cil.
		78-84	CARIBE L, GL	Motor 1.6 y 1.7 lts. 4 Cil.
		78-82	RABBIT	Motor 1.5 lts.4 Cil.5 Vel.
		75-82	RABBIT	Motor 1.5 lts.4 Cil.5 Vel.
		75-84	SIROCCO	Motor 1.5 lts. 4 Cil.4 Vel.
		75-80	SIROCCO	Motor 1.8 lts. 4 Cil.4 Vel.

LISTA NUMÉRICA SACHS

No. DE PARTE	MARCA	AÑO	APLICACIÓN	
K1890-04	CHRYSLER	93	CHEROKEE, WAGON, WAGONEER,	Motor 4.0 lts.6 Cil.
K1904-01	CHRYSLER Y GM	85-86	WAGON, WAGONEER, WRANGLER	Motor 2.8 lts.6 Cil.
		85-86	GLADIATOR, SERIE J	Motor 2.8 lts.6 Cil.
		91-93	RODEO	Motor 3.1 lts.191" CID, 6 Cil.
		91-93	RODEO	Motor 2.6 lts.164" CID, 4 Cil.
		83-84	S10, S15, T10, T15, BLAZER, PICK-UP	Motor 2.0 lts. 122" CID, 4 Cil.
		84-93	S10, S15, T10, T15, BLAZER, JIMMY	Motor 2.5 lts. 151" CID, 4 Cil.
K1904-08	GENERAL MOTORS	94-95	S10, S15, T10, T15, BLAZER, JIMMY, PICK-UP	Motor 2.2 lts. 122" CID, 4 Cil.
K1906-01	GENERAL MOTORS	82-87	CELEBRITY	Motor 2.8 lts.6 Cil.5 Vel.
		82-86	CITATION	Motor 2.8 lts. 6 Cil.
		83-85	X11	Motor 2.8 lts.6 Cil.
K1909-02	GENERAL MOTORS	82-93	BLAZER SILVERADO, TAHOE	Motor 6.2 lts. DIESEL V8 Cil.
		91-95	BLAZER SILVERADO, TAHOE	Motor 7.4 lts.V8 Cil.
		82-93	JIMMY, SIERRA, YUKON	Motor 6.2 lts.V8 Cil. DIESEL
		91-95	JIMMY, SIERRA, YUKON	Motor 7.4 lts. V8 Cil.
		67-95	SERIE V, P, BLAZER, JIMMY, SUBURBAN	Motor 5.7 lts.350", 8 Cil.
		70-95	SERIE C, K, R, JIMMY, SUBURBAN	Motor 7.4 lts. 454" CID, 8 Cil.
		82-95	SERIE C, K, R, BLAZER, JIMMY	Motor 6.2 lts379" CID, 8 Cil.
		77-84	SERIE C, K, BLAZER, JIMMY, SUBURBAN	Motor 4.1 lts.250" CID, 6 Cil.
		75-84	SERIE C, K, R, V, G, P, SUBURBAN	Motor 5.0 lts.305" CID, 8 Cil.
		69-84	SERIE C, K, , V, , P, BLAZER, SUBURBAN	Motor 4.8 lts. 229" CID, 6 Cil.
		92-95	SERIE G, P	Motor 6.5 lts. 395" CID, 8 Cil.
		67-95	SERIE G, P	Motor 5.7 lts. 350" CID, 8 Cil.
		70-95	SERIE G, P	Motor 7.4 lts.454" CID, 8 Cil.
		85-93	SERIE G, P	Motor 6.2 lts.379" CID, 8 Cil.
		77-84	SERIE G, P	Motor 4.1 lts. 250" CID, 6 Cil.
		75-84	SERIE G, P	Motor 5.0 lts. 305" CID, 8 Cil.
		69-84	SERIE G, P	Motor 4.8 lts. 292" CID, 6 Cil.
		60-70	SERIE G, P	Motor 5.0 lts. 305" CID, 8 Cil.
		60-70	SERIE G, P	Motor 5.8 lts.351" CID 6 Cil.
		69-89	C40, C50, C55, C60 C70, C75, KODIA K	Motor 5.7 lts. 350" CID, 8 Cil.
63-89	C40, C50, C60, C65, C70, C75, KODIA K	Motor 4.8 lts.292" CID, 6 Cil.		

LISTA NUMÉRICA SACHS

No. DE PARTE	MARCA	AÑO	APLICACIÓN	
K1914-01	GENERAL MOTORS	83-86	ASTRE, SUNBIRD, J2000	Motor 2.0 lts.121" CID, 4 Cil.4 Vel.
		82-86	ASTRE, SUNBIRD, J2000	Motor 1.8 lts.112" CID, 4 Cil.4 Vel.
		83-87	BUICK SKYHAWK	Motor 2.0 lts.121" CID, 4 Cil.
		82-86	BUICK SKYHAWK	Motor 1.8 lts.112" CID, 4 Cil.
		83-86	CADILLAC CIMARRON	Motor 2.8 lts.173" CID, 6 Cil.
		82-86	CADILLAC CIMARRON	Motor 1.8 lts. 112" CID, 4 Cil.
		83-87	CAVALIER, Z-24	Motor 2.0 lts.121" CID, 4 Cil.
		83-86	CAVALIER, Z-24	Motor 2.8 lts. 173" CID, 6 Cil.
		83-86	CELEBRITY	Motor 2.5 lts.151" CID, 4 Cil.
		83-86	CELEBRITY	Motor 2.8 lts.173" CID, 6 Cil.
		83-86	CIERA	Motor 2.5 lts.151" CID, 4 Cil.
		80-86	CITATION	Motor 2.8 lts.173" CID, 6 Cil.
		80-86	CITATION	Motor 2.5 lts. 151" CID, 4 Cil.
		84	FIERO	Motor 2.5 lts.151" CID, 4 Cil.
		83-87	FIRENZA	Motor 2.0 lts. 121" CID, 4 Cil.4 Vel.
		80-86	PHOENIX	Motor 2.5 lts. 151" CID, 4 Cil.
		80-86	PHOENIX	Motor 2.8 lts.173" CID, 6 Cil.
83-86	PONTIAC 600	Motor 2.5 lts. 151" CID, 4 Cil.4 Vel.		
K1914-03	CHRYSLER	91-92	WAGON, WAGONEER, WRANGLER	Motor 2.5 lts.4 Cil.
		91-92	GLADIATOR, SERIE J	Motor 2.5 lts.4 Cil.
K1914-05	GENERAL MOTORS	93-94	CAVALIER	Motor 2.8 lts 6 Cil.6 Cil.5 Vel.
		92-94	CAVALIER, Z-24	Motor 3.1 lts.6 Cil.5 Vel.
K1914-06	GENERAL MOTORS	90-96	CAVALIER	Motor 2.8 lts.6 Cil.5 Vel.
		87-90	CELEBRITY	Motor 2.8 lts.6 Cil.5 Vel.
		87-90	CUTLASS	Motor 2.8 lts.6 Cil.5 Vel.
		87-90	EUROSPORT	Motor 2.8 lts.6 Cil.5 Vel.
		85-86	FIERO	Motor 2.8 lts.173" CID, 6 Cil.Sist. Acc. Hco. con Collarín Mecánico
		80-84	PHOENIX	Motor 2.8 lts.173" CID, 6 Cil.Sist. Acc. Hco. con Collarín Mecánico
87-90	PONTIAC 600 FIERO	Motor 2.5 lts.151" CID, 4 Cil.Sist. Acc. Hco. con Collarín Mecánico		
K1915-02	GENERAL MOTORS	90-94	CAVALIER	Motor 2.2 lts MPFI SOHC
K194603-01	SEAT Y VW	01-08	LEON	Motor 1.8 lts. DOHC20 Válv. L4 Cil.5 Vel.
		01-07	TOLEDO	Motor 1.8 lts. L4 DOHC TURBO20 Válv. L4 Cil.5 Vel.
		01-04	DERBY	Motor 2.0 lts. 4 Cil.5 Vel.
		99-06	GOLF (A4)	Motor 2.0 lts. 4 Cil.
		99-03	GOLF CABRIO (A4)	Motor 2.0 lts. 4 Cil.
		99-05	JETTA (A4)	Motor 2.0 lts. 4 Cil.
		98-08	NEW BEETLE	Motor 2.0 lts.4 Cil.
		03-10	VAN	Motor 1.8 lts.4 Cil.5 Vel.
K260031-01	GENERAL MOTORS	01-03	ASTRA XE	Motor 1.8 lts. ECOTEC16 Válv. 4 Cil.
		06-07	ASTRA SEDAN	Motor 1.8 lts.4 Cil. 125 HP 5 Vel.
		01-06	ZAFIRA	Motor 1.8 lts. ECOTEC16 Válv. 4 Cil.

LISTA NUMÉRICA SACHS

No. DE PARTE	MARCA	AÑO	APLICACIÓN	
K260033-01	CHRYSLER	01-04	ATOS	Motor 1.0 lts.4 Cil.5 Vel.
		05-08	ATOS	Motor 1.1 lts. 12 Válv. 4 Cil.5 Vel.
K26301-01	MERCEDES BENZ	98-05	BOXER , TORINO, MAGNO, MBO, OMC	Motor OM904 4 Cil. Trans. TREMEC Y FULLER
K26301-02	MERCEDES BENZ	05-08	BOXER , TORINO, MAGNO, MBO, OMC	Motor OM904 4 Cil. 6 Vel. Trans. MB G85-6 Y MBT 660
K284231-01	PEUGEOT	99-08	206 XR	Motor 1.4 lts.4 Cil. 75 HP
K286032-01	FORD	01-04	MONDEO	Motor 2.0 lts. DOHC 16 Válv. 4 Cil.5 Vel.
K28802-01	MERCEDES BENZ	02-07	M2 35K (4 X 2),	MBE 906 6.4 lts.6 Cil. 230 HP,6 Vel. Trans. MBT 520S-6D
K28807-01	MERCEDES BENZ	02-07	M2 25K (4 X 2), M2 100" 18K-25K (4 X 2)	MBE904 4.2 lts.4 Cil. 6 Vel. 190 HPTrans.MBT520S-6D, G3 / 60
K307804-01	PEUGEOT	01-10	206 XS	Motor 1.6 lts. TU5JP44 Cil. 110 HP
K307804-02	PEUGEOT	02-10	307	Motor 1.6 lts.4 Cil.5 Vel.
		01-08	PARTNER	Motor 1.6 lts.4 Cil. 110 HP
		07-10	GRAND RAID	Motor 1.6 lts.4 Cil. 110 HP
K309909-01	SEAT	03-08	IBIZA	Motor 2.0 lts. 4 Cil. Sport
		03-10	CORDOBA	Motor 2.0 lts.4 Cil.
K309909-01	VOLKSWAGEN	03-07	POLO	Motor 2.0 lts.4 Cil.5 Vel.
3000 990 232	AUDI Y SEAT	99-01	S3 QUATTRO	Motor Turbo 1.8 lts. 210 HP, 4 Cil. 6 Vel. Desde chasis 27000
		99-05	TT QUATTRO	Motor 1.8 lts. 180 HP, 4 Cil.6 Vel. MQ250, Desde chasis 27000
		01-05	LEON	Motor 1.8 lts DOHC20 Válv. L4 Cil. Turbo 6 Vel.
		03-06	LEON CUPRA	Motor 1.8 lts DOHC20 Válv. L4 Cil. Turbo 6 Vel.
		01-05	TOLEDO	Motor 1.8 lts. DOHC TURBO20 Válv. L4 Cil.6 Vel.
K311901-01	FORD	01-04	MONDEO	Motor 2.5 lts. DOHC 24 Valv. V6 Cil.5 Vel.
K40702-01	FORD	99-04	FOCUS SE	Motor 2.0 lts.4 Cil. 145 HP5 Vel. Trans. MTX5
		99-05	FOCUS ZX3	Motor 2.0 lts. ZETEC, DOHC4 Cil. 130 HP5 Vel. Trans. MTX5
K533064-01	GENERAL MOTORS	01-07	KODIAK	Motor 8.1 lts y 7.4 lts., Vortec V8 Cil. Gasolina, 270 HP
K600527-01	GENERAL MOTORS	01	ASTRA SE	Motor 2.2 lts.16 Válv. 4 Cil.
		04-06	ASTRA SE	Motor 2.4 lts. DOHC 16 Válv. 4 Cil.
K60204-01	MERCEDES BENZ	92-01	MODELOS L, LK, LO, MBO, OMC	Motor OM366 LA 6 Cil. Trans. TREMEC y FULLER
K60306-01	MERCEDES BENZ	98-01	MODELOS L, LK: 1218, 1418, 1618,	Motor OM 904 LA4 Cil. Trans. TREMEC Y FULLER
K62487-01	FORD	98-02	FIESTA: BASE, TREND, FIRST BASICO	Motor 1.3 lts. ZETEC 4 Cil. DOHC5 Vel.
		98-02	FIESTA: BASE, TREND, FIRST BASICO	Motor 1.4 lts. ZETEC 4 Cil. DOHC5 Vel.
K631701-01	PEUGEOT	03-05	307	Motor 1.8 lts.4 Cil.5 Vel.
K632701-01	GENERAL MOTORS	03-10	MATIZ	Motor 1.0 lts.4 Cil.5 Vel.
K633302-01	CHRYSLER	03-07	H100	Motor 2.4 lts.4 Cil.5 Vel.
K6508-01	GENERAL MOTORS	00-05	CHEVY STATION WAGON y CHEVY 1.6 L	Motor 1.6 lts. Volante de caja
		98-05	CHEVY PICK UP, WAGOON	Motor 1.6 lts. MPFIVolante de caja5 Vel.

LISTA NUMÉRICA SACHS

No. DE PARTE	MARCA	AÑO	APLICACIÓN	
K70037-01	VOLKSWAGEN	93	GOLF GTI-A3	Motor 2.0 lts. Centrado con 2 pernos
		93	JETTA GLS, GLS CARAT	Motor 2.0 lts. 4 Cil. Centrado 2 pernos 5 Vel.
K70037-02	VOLKSWAGEN	92-93	GOLF CL, GL	Motor 1.8 lts. Centrado con 2 pernos
		93	GOLF CL, GL, GTI, CABRIO (A3)	Motor 1.8 lts. Centrado con 2 perno
		89-92	GOLF GTI, GL	Motor 1.8 lts. 4 Cil. Centrado 2 pernos 5 Vel.
		89-92	JETTA C, GL	Motor 1.8 lts. 4 Cil.
		93-97	JETTA C, GL (A3)	Motor 1.8 lts. 4 Cil. Centrado con 2 pernos
K70038-02	VOLKSWAGEN	98-99	GOLF GTI VR6 (A3)	Motor 2.8 lts. 6 Cil.
		95-99	JETTA GLX A3 y CARAT	Motor 2.8 lts. VR66 Cil.
		00-04	EUROVAN	Motor 2.5 lts. Inyección secuencial 5 Cil.
K70038-03	VOLKSWAGEN	99-03	GOLF VR6 (A4)	Motor 2.8 lts. DOHC6 Cil.
		99-04	JETTA (A4)	Motor 2.8 lts. VR6 DOHC6 Cil.
		97-98	PASSAT VARIANT A3	Motor 2.8 lts. VR6 Disco con preamortiguamiento
K70051-01	NISSAN	01-06	ALMERA	Motor 1.8 lts. HDFI16 Válv. 4 Cil. Código QG18DE
		96-00	LUCINO GSR	Motor 1.8 lts. 16 Válv. 4 Cil. 5 Vel.
		94-00	LUCINO GSR	Motor 2.0 lts. 16 Valv. 4 Cil. 5 Vel.
		96-05	SENTRA GST/GSX	Motor 1.8 lts. HD FI16 Válv. 4 Cil. Código QG18DE
		01-05	SENTRA GSS	Motor 2.0 lts. MPFI16 Válv. 4 Cil. Código SR20DE
K70058-01	CHRYSLER	93-94	CARAVAN	Motor 2.5 y 3.0 lts. 4 Cil.
		93-94	CARAVAN	Motor 3.3 lts. 6 Cil.
		98-01	CARAVAN MINI RAM	Motor 2.5 lts. 4 Cil.
		93-94	MINI RAM	Motor 2.5 y 3.0 lts. 4 Cil.
		93-94	MINI RAM	Motor 3.3 lts. 6 Cil.
K70067-01	CHRYSLER	92-95	PHANTOM	Motor 2.2 lts. RT Turbo III 16 Válv. DOHC, 5 Cil.
		92-95	SPIRIT	Motor 2.2 lts. RT Turbo III 16 Válv. DOHC, 4 Cil. 5 Vel.
K70067-02	CHRYSLER	90	DODGE ARIES, DAYTONA, SPIRIT	Motor 2.2 lts. 135" CID, 4 Cil. Turbo II
		90	MAGNUM	Motor 2.2 lts. Turbo I y II 4 Cil.
		84-90	PHANTOM	Motor 2.2 lts. R/T Turbo II 4 Cil.
		89-91	PHANTOM	Motor 2.5 lts. RT Turbo II 4 Cil.
		90	PLYMOUTH DUSTER, HORIZON, SHELBY	Motor 2.2 lts. Turbo 135" CID, 4 Cil.
		90	SHADOW	Motor 2.5 lts. Turbo I y II 4 Cil. GTS
		90	SPIRIT	Motor 2.5 lts. Turbo II 4 Cil.
K70073-02	HONDA	99-00	CIVIC SIR	Motor 1.6 lts. VTEC16 Válv. 4 Cil. 5 Vel.
K70079-03	TOYOTA	02-08	COROLLA CE Y LE	Motor 1.8 lts. DOHC4 Cil. 5 Vel.
		02-08	MATRIX	Motor 1.8 lts. DOHC4 Cil., 130 HP 5 Vel.
K70082-01	CHRYSLER	88-91	D150 ADVENTURE, CLUB CAB	Motor 3.7 lts. 6 Cil. 4 Vel. Tremec 177-FT16
		92	D150 ADVENTURE, CLUB CAB	Motor 3.7 lts. 6 Cil. 4 Vel. Tremec 199-F4
		88-91	D250 AD VENTURE, PROSPECTOR	Motor 5.9 lts. TBIV8 Cil. Tremec Clark 177-FT
		92	D350	Motor 5.9 lts. 6 Cil. 4 Vel. Tremec 199-F4, Clark T190-F17
K70102R-01	FORD	98	F450 SUPER DUTY	Motor 7.5 lts. MPFI V8 Cil.
K70116-01	TOYOTA	05-08	HIACE	Motor 2.7 lts DOHC16 Valv. 142 y 158 HP 5 Vel.
K70116-02	TOYOTA	03-07	HILUX	Motor 2.7 lts DOHC16 Válv. (142, 158 HP) 5 Vel.

LISTA NUMÉRICA SACHS

No. DE PARTE	MARCA	AÑO	APLICACIÓN	
K70124-01	FORD	95-01	CONTOUR/MYSTIQUE	Motor 2.0 lts. DOHC16 Válv. 4 Cil.5 Vel.
K70125-01	FORD	95-01	CONTOUR/MYSTIQUE	Motor 2.5 lts.16 Válv. 6 Cil.5 Vel.
K70128-01	SEAT Y VW	01-05	IBIZA	Motor 1.6 lts. 4 Cil. Centrado Diámetro Exterior
		01-10	CORDOBA	Motor 1.6 lts. 4 Cil. Centrado Diámetro Exterior
		01-04	DERBY	Motor 2.0 lts. 4 Cil. Centrado con Diámetro Exterior5 Vel.
		94-99	GOLF CL, GL, GTI, CABRIO (A3)	Motor 2.0 lts. Centrado con Diámetro Exterior
		94-99	JETTA CL, GL, GLX, EUROPA (A3)	Motor 2.0 lts. Centrado diámetro exterior
K70128-02	VOLKSWAGEN	93-97	JETTA C, GL (A3)	Motor 1.9 lts. 4 Cil. Centrado diámetro exteriorTurbo Diesel
K70128-04	VOLKSWAGEN	94-05	DERBY	Motor 1.8 lts. 4 Cil. Centrado Diámetro Exterior
		94-99	GOLF CL, GL, MI (A3)	Motor 1.8 lts4 Cil. Centrado Diámetro Exterior
		97-98	JETTA CL, GL, GLX, EUROPA (A3)	Motor 1.8 lts. 4 Cil. Centrado diámetro exterior
K70130-01	FORD	90-92	THUNDERBIRD DESEO	Motor 3.8 lts.5 Vel.
K70131-01	CHRYSLER	96-99	AVENGER	Motor 2.0 lts.4 Cil.
		95-99	BREEZE	Motor 2.0 lts.4 Cil.
		96-99	NEON	Motor 2.0 lts.4 Cil.
		91-02	NEON	Motor 2.0 lts.16 Válv. 4 Cil.5 Vel.
		98-05	NEON	Motor 2.0 lts. RT16 Válv. 4 Cil.5 Vel.
		96-99	SEBRING	Motor 2.0 lts.4 Cil.
		95-06	STRATUS	Motor 2.0 lts. MPFI, SOHC16 Válv. 4 Cil.5 Vel.
K70132-01	CHRYSLER	94-98	NEON	Motor 2.0 lts. 16 Válv. 4 Cil.5 Vel.
		95-00	STRATUS	Motor 2.0 lts. 4 Cil., 132 HP, 5 Vel.New Venture Gear y NV-T350
K70144-02	CHRYSLER	03-05	RAM 2500 PICK UP 4x2, 4X4	Motor 5.7 lts. V8 Cil. NVG 45005 Vel.
		03-05	RAM 3500	Motor 5.7 lts.V8 Cil. NVG 45005 Vel.
		03-07	RAM 4000	Motor 5.7 lts.V8 Cil. NVG 45005 Vel.
K70145-01	CHRYSLER	04-08	RAM 1500 ST, PICK-UP 4X2	Motor 3.7lts.V6 Cil.5 Vel.
		01-04	RAM 1500, PICK-UP 4X2	Motor 3.9 V6 Cil.5 Vel.
		02-07	RAM 1500, 2500 y 3500, PICK-UP	Motor 4.7 lts.V8 Cil., 235 HP5 Vel.
		01	RAM 1500, 2500 y 3500 PICK-UP	Motor 5.2 lts.V8 Cil. 230 HP5 Vel.
K70149-01	GENERAL MOTORS	01-07	C3500, SILVERADO C 3500, SILVERADO 3500	Motor 5.7 lts. VORTEC SCPIV8 Cil.5 Vel.
K70149-02	GENERAL MOTORS	01-07	C3500, SILVERADO C 3500, SILVERADO 3500	Motor 5.7 lts. VORTEC SCPIV8 Cil.5 Vel.
K70150R-01	GENERAL MOTORS	97-00	3500 HD SILVERDADO	Motor 7.4 lts. VORTEC SF18 Cil.Trans. New Venture 4500
K70153-01	FORD	98	F350 XL	Motor 5.8 lts. MPFI8 Cil.
K70154-02	FORD	98-03	F100 RANGER XLT, SUPER CAB	Motor 2.5 lts. DURATECL4 Cil.5 Vel.
		97-03	F100 RANGER XLT, SUPER CAB	Motor 3.0 lts. DURATECV6 Cil.5 Vel.
		96-97	RANGER	Motor 2.3 lts.4 Cil.
		98-03	RANGER	Motor 2.5 lts.4 Cil.
		97-03	RANGER	Motor 3.0 lts.6 Cil.
		01-04	RANGER XL	Motor 2.3 lts. EFI SOHC5 Vel.

LISTA NUMÉRICA SACHS

No. DE PARTE	MARCA	AÑO	APLICACIÓN	
K70156-01	GENERAL MOTORS	95-00	CAVALIER	Motor 2.2 lts MPFI4 Cil.5 Vel.
		95-00	SUNFIRE	Motor 2.2 lts MPFI 4 Cil.5 Vel.
K70160-01	FORD	98-03	F150 XL, XLT, XL LC, XL MID	Motor 5.4 lts. 8 Cil.5 Vel.
		98-03	F150 XL, XLT, XL LC, XL MID	Motor 4.6 lts. V8 Cil.5 Vel.
		98-09	F250 XL, XLT 4X2, 4X4	Motor 4.6 lts. Triton SOHCV8 Cil.5 Vel.
K70160-02	FORD	98-09	F150 XL, XLT, XL LC, XL MID	Motor 4.2 lts. OHV6 Cil.5 Vel.
K70163-01	GENERAL MOTORS	95-00	CAVALIER	Motor 2.4 lts MPFI4 Cil. Volante de caja5 Vel.
		95-00	CAVALIER, Z-24	Motor 2.4 lts. MPFI4 Cil. Volante de caja5 Vel.
		95-00	SUNFIRE	
K70205-01	AUDI	98-01	A4	Motor Turbo 1.8 lts. 20 Válv. 150 HP, 4 Cil.5 Vel.
K70206-01	BMW	97-99	328i 328Ci SEDAN	Motor 2.8 lts.6 Cil.5 Vel.
		97-99	Z3 VERSION 2.8	Motor 2.8 lts.6 Cil.5 Vel.
K70207-01	BMW	97-99	540i VERSION I	Motor 4.4 lts.8 Cil.6 Vel.
K70228-01	AUDI	97-01	A4	Motor 2.8 lts.30 Válv. 6 Cil.5 Vel.
K70238-01	BMW	99-05	M3 COUPE ROADSTER	Motor 3.2 lts.6 Cil.6 Vel.
K70240-01	GENERAL MOTORS	99-03	GEO TRACKER 4X2, 4X4	Motor 2.0 lts. MPFIDOHC, 4 Cil.5 Vel.
K70241-01	FORD	98-03	F450 SUPER DUTY XL	Motor Diesel 7.3 lts. V8 Cil.6 Vel.Trans. WR-ZF
K70245-01	VOLKSWAGEN	99-01	GOLF GTI TURBO (A4)	Motor 1.8 lts.4 Cil.No incluye volante
		99-01	JETTA TURBO	Motor 1.8 lts4 Cil.
		98-00	NEW BEETLE A4	Motor 1.8 lts. 4 Cil. 1800 cc. TurboNo incluye volante
K70258-01	GENERAL MOTORS	00-02	CAVALIER	Motor 2.4 lts MPFI5 Vel.
		00-03	SUNFIRE	Motor 2.4 lts MPFI, DOHC4 Cil.5 Vel.
K70260-01	FORD	00	FOCUS	Motor 2.0 lts. 4 Cil. 110 HP5 Vel. Trans. IB5
K70268-01	CHRYSLER	00	DAKOTA	Motor 3.9 lts.175 HP, 6 Cil.5 Vel.
K70269-01	CHRYSLER	01	CHEROKEE, WAGON, WRANGLER	Motor 4.0 lts. DOHC190 HP, 4 Cil.5 Vel.
K70277R-01	FORD	99-10	F350, SUPER DUTY XL, XLT, XL Plus	Motor Triton 5.4 lts. MPFI, SOHC8 Cil. Volante Caja5 Vel.
K70278R-01	FORD	99-10	F450 SUPER DUTY XL, XLT	Motor Triton 6.8 lts. V10 Cil. 310 HP, 5 Vel. Trans. T-4050 OD/HD
		00-08	F550 SUPER DUTY XL	Motor Triton 6.8 lts.V10 Cil. 310 HP, 425 lb-ft5 Vel. Trans. T-4050
K70285-01	GENERAL MOTORS	99-05	C1500 SILVERADO	Motor 4.3 lts. MFI, VORTECV6 Cil.Tremec TR3450
K70285-02	GENERAL MOTORS	99-05	C1500 SILVERADO	Motor 4.3 lts. MPFI, VORTECV6 Cil. NVG 5 Vel.
K70295-01	CHRYSLER	02	CIRRUS JR	Motor 2.4 lts.4 Cil.
K70296-01	CHRYSLER	02	CIRRUS JR	Motor 2.7 lts.4 Cil.
			STRATUS, SEBRING JR	Motor 2.7 lts.4 Cil.
K70297-01	CHRYSLER	02-05	LIBERTY	Motor 2.4 lts. 210 HP, DOHC, L4 Cil.5 Vel.
K70298-01	CHRYSLER	02	JEEP CHEROKEE KJ JR	Motor 3.7 lts.4 Cil.
		02-04	LIBERTY	Motor 3.7 lts. 210 HP, V6 Cil.5 Vel.
K70303-01	GENERAL MOTORS	01-07	3500 HD SILVERDADO	Motor 8.1 lts. SFI V8 Cil.5 Vel.
K70304-01	CHRYSLER	06-10	ATTITUDE GL	Motor 1.4 lts.4 Cil. 96 HP5 Vel.
		04-06	VERNA	Motor 1.6 lts.MPFI5 Vel.
K70311-01	FORD	97-01	ESCORT	Motor 2.0 lts.16 Válv. 4 Cil.5 Vel.
		97-01	ESCORT WAGON, ESCORT ZX2	Motor 2.0 lts. 16 Válv. 4 Cil.5 Vel.
K70313-01	FORD	01-04	RANGER	Motor 4.0 lts.V6 Cil.

LISTA NUMÉRICA SACHS

No. DE PARTE	MARCA	AÑO	APLICACIÓN	
K70315-01	GENERAL MOTORS	00-04	CAVALIER	Motor 2.2 lts SFI, SOHCGETRAC 5 Vel.
		00-02	SUNFIRE	Motor 2.2 lts DOHC4 Cil.5 Vel.
K70318-01	GENERAL MOTORS	04-07	C2500 SILVERADO	Motor 4.8 lts. 8 Cil.5 Vel.
K70330-01	GENERAL MOTORS	02-05	CAVALIER	Motor 2.2 lts MPFI, SOHC, ECOTEC4 Cil.5 Vel.
		02-05	SUNFIRE	Motor 2.2 lts MPFI, SOHC, EECOTEC4 Cil.5 Vel.
K70333-01	GENERAL MOTORS	99-04	C2500 SILVERADO SLX	Motor 5.7 lts. 8 Cil.4 Vel. TR 3450-3
K70340-01	CHRYSLER	00-05	PT CRUISER	Motor 2.4 lts. Turbo GT4 Cil., 215 HP5 Vel.
K70344-01	CHRYSLER	04-05	NEON SRT4	Motor 2.4 lts. DOHC16 Válv. 230 HP, 4 Cil.5 Vel.
K70351-01	CHRYSLER	00-02	RAM 2500 PICK UP 4x2, 4X4	Motor 5.9 lts. MPFV8 Cil.5 Vel.
		00-02	RAM 3500 4X2	Motor 5.9 lts. MPFI V8 Cil.5 Vel.
		00-02	RAM 4000	Motor 5.9 lts. MPFV8 Cil.5 Vel.
K70355-02	NISSAN	01-08	SENTRA SER	Motor 2.5 lts. DOHC16 Válv. 4 Cil. Código QR25DE
K70367-01	MAZDA	06-08	MAZDA 6	Motor tipo L3V 2.3L16 Válv. L4 Cil.
K70368-01	MAZDA	06-08	MAZDA 6	Motor V6 tipo AJV 3.0 lts.24 Válv.
K70397-01	MAZDA	06-08	MAZDA 3	Motor 2.0 lts. DOHC 16 Válv. L4 Cil.
		06-08	MAZDA 3	Motor tipo L3V 2.3 lts. DOHC16 Válv. L4 Cil.
		06-08	MAZDA 5	Motor tipo L3V 2.3 lts. DOHC16 Válv. L4 Cil.
K70422-01	VOLKSWAGEN	06-10	BORA TDI	Motor 1.9 lts.4 Cil. 103 HP5 Vel.
K70423-01	AUDI, SEAT Y VW	04-08	A3	Motor 2.0 lts. FSI4 Cil., 150 HP5 Vel.
		05-10	ALTEA	Motor 2.0 lts. DOHC4 Cil., 150 HP 5 Vel.
		06-10	LEON STYLANCE	Motor 2.0 lts, FSI, L4 Cil. 150 HP6 Vel.
		06-10	TOLEDO	Motor 2.0 lts. L4 DOHCL4 Cil., 150 HP5 Vel.
		05-10	BORA STYLE ACTIVE	Motor 2.5 lts.5 Cil. 168 HP5 Vel.
		06-10	NEW BEETLE 10 AÑOS	Motor 2.5 lts. 5 Cil. 148 HP5 Vel.
K70464-01	GENERAL MOTORS	04-08	COLORADO	Motor Vortec 2.8 lts. DOHC4 Cil., 175HP5 Vel.
K70531-01	CHRYSLER	06-08	CALIBER SE y SXT	Motor 1.8 lts. DOHC4 Cil. 5 Vel.
K70812-01	CHRYSLER	07-10	AVENGER	Motor 2.0 lts. SE4 Cil. 158 HP5 Vel.
K70813-01	CHRYSLER	06-10	CALIBER SE y SXT	Motor 2.4 lts. 4 Cil. 172 HP5 Vel.
		06-10	JEEP COMPASS SPORT 4X2	Motor 2.4 lts.4 Cil. 16 Valv., 170 HP5 Vel.
		06-10	JEEP PATRIOT	Motor 2.4 lts.4 Cil. 16 Valv., 172 HP5 Vel.
K774101-01	PEUGEOT	99-04	306	Motor 1.8 lts.4 Cil. 5 Vel.
K826034-01	RENAULT	02-05	CLIO SPORT	Motor 2.0 lts MPFI4 Cil. 172 HP, Código F4R
		01-04	MEGANE AUTHENTIQUE y EXPRESSION	Motor 2.0 lts. MPFI4 Cil. 140 HP, Código F4R
		02-07	SCENIC	Motor 2.0 lts. MPFI 4 Cil. 140 HP, Código F4R
K829501-01	AUDI,SEAT Y VW	97-03	A3	Motor Turbo, 1.8 lts. 20 Válv. 150 HP, 4 Cil.5 Vel.
		02-	TT	Motor Turbo 1.8 lts. DOHC20 Válv. 150 HP, 4 Cil.
		98-05	TT	Motor Turbo 1.8 lts. DOHC20 Válv. 180HP, 4 Cil.
		05-07	IBIZA CUPRA	Motor 1.8 lts.4 Cil. Turbo
		04-10	IBIZA TURBO FR	Motor 1.8 lts.4 Cil. Turbo
		99-03	GOLF GTI TURBO (A4)	Motor 1.8 lts.4 Cil.
		99-05	JETTA TURBO	Motor 1.8 lts. 4 Cil.
		99-05	NEW BEETLE A4	Motor 1.8 lts. 4 Cil. 1800 cc. Turbo
K837002-01	GENERAL MOTORS	97-98	LUV	Motor 2.3 lts. 4 Cil.5 Vel.
K837002-02	GENERAL MOTORS	99-05	LUV	Motor 2.2 lts. 4 Cil.5 Vel.
K857602-01	PEUGEOT	99-00	206 XS	Motor 1.6 lts. TU5JP4 Cil. 110 HP
		97-02	306	Motor 1.6 lts.4 Cil. 5 Vel.

LISTA NUMÉRICA SACHS

No. DE PARTE	MARCA	AÑO	APLICACIÓN	
K9082-01	VOLKSWAGEN	99-03	POINTER GTI	Motor 2.0 lts.4 Cil.
		98-08	POINTER WAGON, PICK UP, GT, CITY, MI	Motor 1.8 lts.4 Cil.
K951001-01	NISSAN	00-10	FRONTIER XE KING CAB XE	Motor 2.4 lts. 16 Válv. KA24DE, 4 Cil.
		00-07	URVAN	Motor 2.4 lts. 16válv.16 Válv. 4 Cil. KA24DE
K951005-01	VOLKSWAGEN	99-05	JETTA TURBO	Motor 1.8 lts. 4 Cil.No incluye volante
K951153-01	VOLKSWAGEN	05-10	EUROVAN TDI	Motor 1.9 lts. 4 Cil., 103 HP5 Vel.
K951790-01	VOLKSWAGEN	01-03	NEW BEETLE A4	Motor 1.9 lts. TDI4 Cil. 1900 cc.
K9563-01	FORD	03-10	FIESTA: BASE, TREND, FIRST BASICO	Motor 1.6 lts. ZETEC, OHC, SOHC90 HP, 95HP, 4 Cil.5 Vel.
		03-10	ECOSPORT	Motor 2.0 lts.4 Cil. 4X2
KF224-01	VOLKSWAGEN	74-82	BRASILIA	Motor 1.6 lts.4 Cil. Disco con Resortes
		74-82	SAFARI	Motor 1.6 lts.4 Cil. Disco con resortes
		74-92	SEDÁN	Motor 1.6 lts.4 Cil. 1600cc, Disco con resortes
		92-04	SEDÁN	Motor 1.6 lts. FI 4 cilindros, 1600icc4 Cil. Disco con resortes
		74-87	COMBI	Motor1.6 lts. 4 Cil. Disco con resortes
		74-87	PANEL	Motor 1.6 lts. 4 Cil. Disco con resortes
KF224-02B	VOLKSWAGEN	74-82	BRASILIA	Motor 1.6 lts.4 Cil. Disco Rígido
		74-82	SAFARI	Motor 1.6 lts.4 Cil. Disco rígido
		74-92	SEDÁN	Motor 1.6 lts.4 Cil. 1600cc, Disco rígido.
		74-87	COMBI	Motor 1.6 lts. 4 Cil. Disco rígido
		74-87	PANEL	Motor 1.6 lts. 4 Cil. Disco rígido
KF251-01	VOLKSWAGEN	86-92	SYNCRO	Motor 2.1 lts.4 Cil.
		83-85	SYNCRO	Motor 1.9 lts.4 Cil.
		79-83	SYNCRO	Motor 2.0 lts.4 Cil.
		76-79	TIPO 2	Motor 1.8 lts.4 Cil.
		86-92	VANAGON	Motor 2.1 lts.4 Cil.
		83-85	VANAGON	Motor 1.9 lts.4 Cil.
		79-83	VANAGON	Motor 2.0 lts.4 Cil.
		83-85	VANAGON, SYNCRO	Motor 1.9 lts.4 Cil.
		79-83	VANAGON, SYNCRO	Motor 2.0 lts.4 Cil.
		88-02	COMBI CARAVELLE	Motor 1.8 lts. 4 Cil. Enfriado por agua
88-01	PANEL	Motor 1.8 lts. 4 Cil. Enfriado por agua		
KF294-01	VOLKSWAGEN	83-88	CORSAR CD, CORSAR VARIANT	Motor 1.8 lts. 4 Cil.
		84-85	QUANTUM	Motor 1.8 lts.4 Cil. Turbo diesel
KF295-01	VOLKSWAGEN	84-87	ATLANTIC C, GLS	Motor 1.8 lts.4 Cil.
		84-93	CABRIOLET	Motor 1.8 lts. 4 Cil.
		84-87	CARIBE GT	Motor 1.8 lts.4 Cil.
		87-88	GOLF	Motor 1.8 lts. 4 Cil.
		85-92	GOLF II , JETTA II	Motor 1.8 lts. 4 Cil.
		93-94	GOLF III , JETTA III	Motor 1.8 lts. 4 Cil.
		87-88	JETTA	Motor 1.8 lts.4 Cil.
		83-84	RABBIT	Motor 1.8 lts. 4 Cil.
83-84	SIROCCO	Motor 1.8 lts. 4 Cil.		
KF532-01	NISSAN	68-75	DATSUN	Motor 1.2, 1.3 y 1.5 lts.4 Cil.

LISTA NUMÉRICA SACHS

No. DE PARTE	MARCA	AÑO	APLICACIÓN	
KF537-04	NISSAN	82	DATSUN 310	Motor 1.5 lts. 4 Cil.
		87-92	HIKARI COUPE	Motor 1.5 E15, 1.6 E16 lts.4 Cil.
		87-91	HIKARI TURBO	Motor 1.6 lts. E16 4 Cil.
		82	NINJA TURBO	Motor 1.6 lts. E16 4 Cil.
		82-86	PULSAR	Motor 1.6 lts.4 Cil.
		82-83	SENTRA	Motor 1.5 lts.4 Cil.
		83-85	SENTRA	Motor 1.6 lts.4 Cil.
		83-86	SENTRA	Motor 1.7 lts.4 Cil. Diesel
		84-87	TSURU I	Motor 1.5 lts. E15 44 Cil.
84-91	TSURU I, II GUAYIN	Motor 1.5 y 1.6 lts. E15E16 4 Cil.		
KF537-05	NISSAN	77-82	DATSUN 210 B210	Motor 1.4 lts. 4 Cil.
KF587-04	NISSAN	77-83	DATSUN 160J, 180J	Motor 1.5, 1.6 lts. 4 Cil.
		74-83	DATSUN PICK UP	Motor 1.5 1.6 lts.4 Cil.
KF594-01	NISSAN	81-84	MAXIMA SERIE 810	Motor 2.8 lts.6 Cil. Diesel
		85-88	SAMURAI , SAKURA	Motor 1.8 lts. J184 Cil.
		84-93	ESTAQUITAS	Motor 1.8 lts.4 Cil.
		87-90	ICHI VAN	Motor 1.8 lts. 4 Cil.
KF621-06	CHRYSLER	04-06	VERNA	Motor 1.5 lts.SOHC5 Vel.
KF639-02	NISSAN	95-98	200SX	Motor 1.6 lts. 4 Cil.
		95-98	LUCINO GSE	Motor 1.6 lts. 16HD Fi16 Válv. 4 Cil. 5 Vel.
		87-90	PULSAR	Motor 1.6 lts. SOHC4 Cil.
		96-00	SENTRA	Motor 1.6 lts. HD Fi16 Válv. 4 Cil.
		86-98	SENTRA	Motor 1.6 lts.4 Cil.
		95-00	SENTRA GST/GSX	Motor 1.6 lts. HD Fi16 Válv. 4 Cil.
		93-05	TSUBAME	Motor 1.6 lts. FI DOHC16 Valv. 4 Cil.
		95-98	TSURU GS1, GS2	Motor 1.6 lts. FI GA16DNE4 Cil.
92-10	TSURU III, GS I, GS II, GST, GSX	Motor 1.6 lts. FI4 Cil.		
KF701-01	HONDA	90-97	ACCORD	Motor 2.2 lts.4 Cil.
		98-00	ACCORD	Motor 2.3 lts. 4 Cil.
KF702-02	HONDA	01-05	CIVIC EX y LX	Motor 1.7 lts.SOHC VTEC-E
KF787-01	VOLKSWAGEN	97-98	PASSAT	Motor 2.0 lts. 16 Válv. 200 cc
KM0087-01	CHRYSLER	92- 93	CAMION D600	Motor 5.9 lts.360" CID, 8 Cil. Volante de Caja5 Vel.
KM0087-02	CHRYSLER	92-93	MICROBUS DM 350	Motor 5.9 lts.360" CID, 8 Cil.4 Vel.
KM0087-03	CHRYSLER	92-93	MICROBUS DM 350	Motor 5.9 lts. 360" 360" CID, 8 Cil.4 Vel.
KM10993-01	CHRYSLER	94-00	RAM 1500, PICK-UP 4x2	Motor 3.9, MPFI6 Cil.4 Vel. Trans. Tremec TR-3340-4
		94-00	RAM 1500 PICK UP 4X2, 4X4	Motor 5.2 lts. MPFI8 Cil.4 Vel. Trans. Tremec TR-3340-4
		94-00	RAM 2500 PICK UP 4X2, 4X4	Motor 5.9 lts. MPFI, TBI8 Cil.4 Vel. Trans. Tremec TR-3340-4 y
		94-00	RAM 3500 4X2	Motor 5.9 lts. MPFIV8 Cil. 4 Vel. Trans. Tremec TR-194-A14
		94-00	RAM 4000	Motor 5.9 lts. MPFI8 Cil.
KM11001-01	CHRYSLER	92-93	CAMION D600	Motor 5.9 lts. 360" CID, Volante Plano, Motor a Gasolina5 Vel.
KM11001-02	CHRYSLER	94-98	MICROBUS DM 350	Motor 5.9 lts. 360" CID, 8 Cil.4 Vel.
KM11001-03	CHRYSLER	94-98	MICROBUS DM 350	Motor 5.9 lts.360" CID, 8 Cil.4 Vel.
KM11001-04	FORD	98	CAMION F700	Motor 7.0 lts. 8 Cil. Gasolina

LISTA NUMÉRICA SACHS

No. DE PARTE	MARCA	AÑO	APLICACIÓN	
KM11001-05	GENERAL MOTORS	94-00	KODIAK	Motor 6.0 lts. 8 Cil.
		97-00	KODIAK	Motor 7.0 lts. 8 Cil. Gasolina y Gas LP
KM11001-06	FORD	92-94	CAMION F700	Motor 7.0 lts.8 Cil. Gasolina
KM11004-01	GENERAL MOTORS	92-99	400SS	Motor 8 Cil.350" CID4 Vel.
		87-93	C15, C20, HUNTER, CUSTOM, CHEYENNE	Motor 5.7 lts.350" CID, 6 Cil.4 Vel.
		87-91	C15, CUSTOM	Motor 4.8 lts. 292" CID, 6 Cil.
		92-95	C20, HUNTER, CUSTOM, CHEYENNE	Motor 5.7 lts. 350" CID, 8 Cil.4 Vel.
		87-93	C25, C35,CUSTOM, CHEYENNE	Motor 5.7 lts FI350" CID, 6 Cil.4 Vel.
		92-95	C25, SUBURBAN	Motor 5.7 lts. 350" CID, 6 Cil.4 Vel.
		87-91	C35	Motor 4.0 y 4.8 lts. 250" y 292" CID, 6 Cil. Doble Rodada4 Vel.
		87-91	CUSTOM, CHEYENNE	Motor 4.8 lts. 292" CID, 6 Cil. Doble Rodada4 Vel.
		85-95	VANETTE, P300	Motor 5.7 lts. 350" CID, 8 Cil.4 Vel.
		87-93	MICROBUS P30	Motor 5.7 lts.350" CID, 8 Cil.4 Vel.
		94-95	MICROBUS P30, VANETTE	Motor 8 Cil.Trabajo Pesado4 Vel.
KM11051-01	GENERAL MOTORS	95	BLAZER SILVERADO, C-20	Motor 5.7 lts. TBI350" CID, 8 Cil., Rel. Ejes: 3.07:1
		95	BOSS TRUCK 60o. ANIVERSARIO	Motor 5.7 lts. TBI350" CID
		94-98	C1500	Motor 4.1 lts.6 Cil.4 Vel.
		94-98	C1500	Motor 5.7 lts. 8 Cil.Sist. Acc. Hco. Con Coll. Mecánico
		94-98	C2500 SUBURBAN , SILVERADO SLX	Motor 5.7 lts. TBI 350" CID, 8 Cil.4 Vel.
		94-95	MICROBUS C15	Motor 4.0 lts. 250 CID, 6 Cil. Rel. Ejes 3.07:1
KM11064-01	CHRYSLER	94-00	RAM 1500, PICK-UP	Motor 3.9 lts. SMPI239" CID, 6 Cil.
KM136-01	GENERAL MOTORS	91-93	BLAZER	Motor 2.8 y 3.1 lts.6 Cil.5 Vel.
		90-95	S10 MAXICAB	Motor 3.1 lts.6 Cil.5 Vel.
KM136-02	GENERAL MOTORS	95	BLAZER	Motor 2.8 y 3.1 lts.6 Cil.5 Vel.
KM136-03	GENERAL MOTORS	94	BLAZER	Motor 2.8 y 3.1 lts.6 Cil.5 Vel.
		96-98	S10	Motor 2.2 lts.4 Cil.
KM136-04	GENERAL MOTORS	96-04	BLAZER	Motor 3.1 lts. V6 Cil.5 Vel.
		96-04	S10	Motor 2.2 lts. FI VORTEC FI, SFI, MFI5 Vel.
KM1433-02	CHRYSLER	70-87	D150	Motor 5.9 lts.360" CID, 8 Cil. Trans. FT-190
		65-87	D150	Motor 3.7 lts.225" CID, 6 Cil.Trans. FT-190
		70-87	D350	Motor 5.9 lts.360" CID, 8 Cil.Trans. FT-190
		65-87	D350	Motor 3.7 lts.225" CID, 8 Cil.Trans. FT-190
KM168-01	NISSAN	91-93	ICHI VAN	Motor 2.4 lts. FI12 Válv. 4 Cil.
		93-96	NISSAN	Motor 2.4 lts. EGI FI4 Cil. Doble Cabina
		91-96	NISSAN	Motor 2.4 lts. EGI FI4 Cil. Doble Cabina
KM168-02	NISSAN	91-08	NISSAN	Motor 2.4 lts. EGI FI4 Cil. Doble Cabina
		97-08	NISSAN PICK-UP CHASIS KA24E	Motor 2.4 lts. 12 valv.12 Válv. 4 Cil. Doble Cabina
		99-06	XTERRA XE	Motor 2.4 lts. V4 Cil. 4x2 5 Vel.

LISTA NUMÉRICA SACHS

No. DE PARTE	MARCA	AÑO	APLICACIÓN	
KM173-01	FORD	94-97	F150 XL, XLT, XL LC, XL MID	Motor 4.9 lts. 6 Cil.4 Vel.
		91-97	F150, CUSTOM RANGER	Motor 4.9 lts. 302" CID, 8 Cil.4 Vel.
		91-97	F150, CUSTOM RANGER, XLT	Motor 3.8 lts.6 Cil.4 Vel
		91-97	F200, CUSTOM RANGER, FIGHTER	Motor 4.9 lts.302" CID, 8 Cil.4 Vel.
		91-97	F250, FIGHTER	Motor 5.7 lts. 351" CID, 8 Cil.4 Vel.
		91-97	F350, XLT, CUSTOM	Motor 4.9, 5.7 lts. 302" y 351" CID, 8 Cil.4 Vel.
		91-97	VANNETE	Motor 5.7 lts.351" CID, 8 Cil.3 y 4 Vel.
		91-97	MICROBUS P350	Motor 5.7 lts.351" CID, 8 Cil.4 Vel.
KM5473-02	CHRYSLER	88-90	D250 RAM CHARGER, PROSPECTOR	Motor 5.9 lts. TBIV8 Cil. Tremec 199-F2
		88-91	D350	Motor 5.9 lts. TBIV8 Cil. Tremec 199-F2
		88-90	PICK UP: ADVENTURE, RAM	Motor 5.9 lts.360" CID, 8 Cil.
		88-90	MICROBUS	Motor 5.9 lts.360" CID, 8 Cil.1.4 Vel.
KM657-01	FORD	65-85	CAMION F/B600	Motor 4.7 y 5.5 lts. 289" y 335" CID, 8 Cil.4 Vel. Trans. Eaton Clark
KM664-01	DINA	70-85	SERIE 531	Motor 5.8 lts. 6 Cil. Diesel Perkins fase I y IV5 Vel. Trans Spicer
		70-85	SERIE 531	Motor 6.2 lts.V6 Cil. Cummins5 Vel. Trans. Spicer
		70-85	SERIE 532 J5	Motor 5.8 lts. 6 Cil. Diesel Perkins fase II y IV5 Vel. Trans. Spicer
		70-85	SERIE 532 J5	Motor 6.2 lts.V6 Cil. Cummins 5 Vel. Trans Spicer
		70-85	SERIE 533 G3	Motor 5.8 lts.6 Cil. Diesel Perkins fase II y IV5 Vel. Trans Spicer
		70-85	SERIE 533 G3	Motor 6.2 lts.V6 Cil. Cummins 5 Vel. Trans Spicer
		70-85	SERIE K72	Motor 5.8 lts.6 Cil. Perkins fase I, II y IV5 Vel. Trans. Spicer
		70-85	SERIE K72	Motor 6.2 lts.6 Cil. Cummins 5 Vel. Trans Spicer
KM80203-01	GENERAL MOTORS	94-08	CHEVY JOY, SWING, MONZA, C2, C2 SEDAN	Motor 1.6 lts. 4 Cil.
		94-02	CHEVY POP	Motor 1.4 lts. 4 Cil.

Especificaciones Técnicas de los Clutches

No. DE PARTE	DIAMETRO EXTERIOR	DIAMETRO ESTRIAS
3000 951 403	215mm 8 15/32"	20.7mm 13/16" x 24E
3000 951 516	200mm 7 7/8"	20.7mm 13/16" x 18E
3000 990 199	240mm 9 15/32"	24.2mm 31/32" x 23E
3000 990 239	205mm 8 1/16"	18.65mm 23/32" x 14E
3000 990 244	225mm 8 7/8"	20.5mm 13/16" x 24E
3014 017 501	355.60mm 14"	44.4mm 13/4" x 10E
3090 600 005	230mm 9 1/16"	23.8mm 15/16" x 17E
3400 700 526	395mm 15 9/16"	44.4mm 1 3/4" x 18E
K00064SC-01	330mm 13"	35mm 1 3/8" x 10E
K0028-01	200mm 7 7/8"	20.6mm 13/16" x 24E
K0036-01	216mm 8 1/2"	22.2mm 7/8" x 20E
K0036-02	216mm 8 1/2"	22.2mm 7/8" x 20E
K0047-04	225mm 8 7/8"	25.4mm 1" x 23E
K0047-05	225mm 8 7/8"	25.4mm 1" x 23E
K0047-06	225mm 8 7/8"	25.4mm 1" x 23E
K0047-07	225mm 8 7/8"	25.4mm 1" x 23E
K0047-08	225mm 8 7/8"	25.4mm 1" x 23E
K0048-01	267mm 10 1/2"	27mm 1 1/16" x 10E
K0050-01	216mm 8 1/2"	20.6mm 13/16" x 18E
K0050-03	216mm 8 1/2"	20.6mm 13/16" x 18E
K0066-01	229mm 9"	20.6mm 13/16" x 18E
K0066-03	229mm 9"	23.8mm 15/16" x 17E
K0076-01	200mm 7 7/8"	23.8mm 15/16" x 21E
K01159-01	240mm 9 7/16"	25.0mm 31/32" x 14E
K0116-02	254mm 10"	25.4mm 1" x 23E
K0117-01	229mm 9"	25.4mm 1" x 14E
K0119-01	232mm 9 1/8"	25.4mm 1" x 14E
K0122-01	248mm 9 3/4"	22.2mm 7/8" x 20E
K0465-05	280mm 11"	27mm 1 1/16" x 10E
K0465-06	280mm 11"	27mm 1 1/16" x 10E
K108137-01	200mm 7 7/8"	22.2mm 7/8" x 28E
K1117-01	200mm 7 7/8"	22.2mm 7/8" x 20E
K1121-01	191mm 7 1/2"	19mm 3/4" x 17E
K1122-01	200mm 7 7/8"	22.2mm 7/8" x 20E
K1237-01	330mm 13"	35mm 1 3/8" x 10E
K1237-02	327mm 12 7/8"	35mm 1 3/8" x 10E
K1258-01	349mm 13 3/4"	44.4mm 1 3/4" x 10E

Especificaciones Técnicas de los Clutches

No. DE PARTE	DIAMETRO EXTERIOR	DIAMETRO ESTRIAS
K1502-01	200mm 7 7/8"	22mm 7/8" x 26E
K1587-01	205mm 8 1/16"	18.2mm 23/32" x 14E
K172031-01	200mm 7 7/8"	18.2mm 23/32" x 14E
K1862-01	305mm 12"	28.5mm 1 1/8" x 10E
K1862-05	280mm 11"	28.5mm 1 1/8" x 10E
K1877-02	280mm 11"	28.5mm 1 1/8" x 10E
K1886-01	191mm 7 1/2"	20.6mm 13/16" x 24E
K1890-04	263mm 10 11/32"	28.5mm 1 1/8" x 10E
K1904-01	232mm 9 1/8"	25.4mm 1" x 14E
K1904-08	232mm 9 1/8"	28.5mm 1 1/8" x 26E
K1906-01	232mm 9 1/8"	25.4mm 1" x 14E
K1909-02	305mm 12"	28.5mm 1 1/8" x 10E
K1914-01	232mm 9 1/8"	25.4mm 1" x 14E
K1914-03	232mm 9 1/8"	25.4mm 1" x 14E
K1914-05	232mm 9 1/8"	25.4mm 1" x 14E
K1914-06	232mm 9 1/8"	25.4mm 1" x 14E
K1915-02	216mm 8 1/2"	25.4mm 1" x 14E
K194603-01	215mm 8 15/32"	22.2mm 7/8" x 28E
K260031-01	205mm 8 1/16"	18.7mm 23/32" x 14E
K260033-01	180mm 7 3/32"	25.5mm 1" x 24E
K26301-01	362mm 14 1/4"	44.4mm 1 3/4" x 10E
K26301-02	362mm 14 1/4"	40.5mm 1 19/32" x 18E
K284231-01	180mm 7 3/32"	20.6mm 13/16" x 18E
K286032-01	228mm 8 31/32"	25.4mm 1" x 23E
K28802-01	365mm 14 3/8"	44.4mm 1 3/4" x 18E
K28807-01	365mm 14 3/8"	44.4mm 1 3/4" x 18E
K307804-01	200mm 7 7/8"	20.6mm 13/16" x 18E
K307804-02	200mm 7 7/8"	20.6mm 13/16" x 18E
K309909-01	220mm 8 21/32"	22.2mm 7/8" x 28E
K309909-01	220mm 8 21/32"	22.2mm 7/8" x 28E
3000 990 232	240mm 9 7/16"	23.8mm 15/16" x 23E
K311901-01	240mm 9 7/16"	25.4mm 1" x 23E
K40702-01	229mm 9"	26mm 1 1/32" x 23E
K533064-01	330mm 13"	38.1mm 1 1/2" x 10E
K600527-01	230mm 9 1/16"	25.4mm 1" x 14E
K60204-01	355mm 14"	44.4mm 1 3/4" x 10E
K60306-01	355mm 14"	44.4mm 1 3/4" x 10E

Especificaciones Técnicas de los Clutches

No. DE PARTE	DIAMETRO EXTERIOR	DIAMETRO ESTRIAS
K62487-01	191mm 7 1/2"	19mm 3/4" x 17E
K631701-01	228mm 8 31/32	20.6mm 13/16" x 18E
K632701-01	184mm 7 1/4"	19mm 3/4" x 18E
K633302-01	240mm 8 7/8"	26.1mm 1 1/32" x 23E
K6508-01	200mm 7 7/8"	18.2mm 23/32" x 14E
K70037-01	210mm 8 1/4"	20.6mm 13/16" x 28E
K70037-02	210mm 8 1/4"	20.6mm 13/16" x 24E
K70038-02	229mm 9 "	22.2mm 7/8" x 28E
K70038-03	229mm 9 "	22.2mm 7/8" x 28E
K70051-01	215mm 8 15/32"	20.6mm 13/16" x 18E
K70058-01	229mm 9"	20.6mm 13/16" x 17E
K70067-01	229mm 9"	23.8mm 15/16" x 17E
K70067-02	229mm 9"	20.6mm 13/16" x 18E
K70073-02	220mm 8 21/32"	26.1mm 1 1/32" x 24E
K70079-03	213mm 8 3/8"	25.4mm 1" x 21E
K70082-01	280mm 11"	25.4mm 1" x 19E
K70102R-01	305mm 12"	31.7mm 1 1/4" x 10E
K70116-01	250mm 9 27/32"	28.5mm 1 1/8" x 21E
K70116-02	250mm 9 27/32"	28.5mm 1 1/8" x 21E
K70124-01	240mm 9 7/16"	26.1mm 1 1/32" x 23E
K70125-01	240mm 9 7/16"	26.1mm 1 1/32" x 23E
K70128-01	210mm 8 1/4"	20.6mm 13/16" x 28E
K70128-02	210mm 8 1/4"	20.6mm 13/16" x 24E
K70128-04	210mm 8 1/4"	20.6mm 13/16" x 24E
K70130-01	290mm 11 7/16"	27mm 1 1/16" x 10E
K70131-01	229mm 9"	23.8mm 15/16" x 17E
K70132-01	216mm 8 1/2"	23.8mm 15/16" x 17E
K70144-02	290mm 11 7/16"	28.5mm 1 1/8" x 10E
K70145-01	301mm 11 27/32"	28.5mm 1 1/8" x 10E
K70149-01	302mm 11 7/8"	28.5mm 1 1/8" x 10E
K70149-02	302mm 11 7/8"	28.5mm 1 1/8" x 10E
K70150R-01	305mm 12"	28.5mm 1 1/8" x 10E
K70153-01	292mm 11 1/2"	27mm 1 1/16" x 10E
K70154-02	233mm 9 5/32"	27mm 1 1/16" x 23E
K70156-01	216mm 8 1/2"	25.4mm 1" x 14E
K70160-01	292mm 11 1/2"	27.7mm 1 3/32" x 10E
K70160-02	292mm 11 1/2"	27mm 1 1/16" x 10E

Especificaciones Técnicas de los Clutches

No. DE PARTE	DIAMETRO EXTERIOR	DIAMETRO ESTRIAS
K70163-01	230mm 9 1/16"	25.4mm 1" x 14E
K70205-01	229mm 9"	23.8mm 15/16" x 23E
K70206-01	241mm 9 1/2"	28.5mm 1 1/8" x 10E
K70207-01	240mm 9 7/16"	35mm 1 3/8" x 10E
K70228-01	241mm 9 1/2"	23.8mm 15/16" x 23E
K70238-01	240mm 9 7/16"	28.5mm 1 1/8" x 10E
K70240-01	225mm 8 7/8"	22.2mm 7/8" x 20E
K70241-01	330mm 13"	34.9mm 1 3/8" x 10E
K70245-01	219mm 8 5/8"	22.2mm 7/8" x 28E
K70258-01	225mm 8 7/8"	25.4mm 1" x 14E
K70260-01	220mm 8 21/32"	19mm 3/4" x 17E
K70268-01	228mm 8 31/32"	28.5mm 1 1/8" x 10E
K70269-01	266mm 10 15/32"	28.5mm 1 1/8" x 10E
K70277R-01	312mm 12 9/32"	31.7mm 1 1/4" x 10E
K70278R-01	305mm 12"	31.7mm 1 1/4" x 10E
K70285-01	302mm 11 7/8"	28.5mm 1 1/8" x 10E
K70285-02	302mm 11 7/8"	28.5mm 1 1/8" x 10E
K70295-01	229mm 9"	22.2mm 7/8" x 17E
K70296-01	229mm 9"	22.2mm 7/8" x 17E
K70297-01	228mm 8 31/32"	25.4mm 1" x 19E
K70298-01	266mm 10 15/32"	28.5mm 1 1/8" x 10E
K70303-01	302mm 11 7/8"	31.7mm 1 1/4" x 10E
K70304-01	215mm 8 15/32"	22.2mm 7/8" x 20E
K70311-01	225mm 8 7/8"	23.8mm 15/16" x 22E
K70313-01	257mm 10 1/8"	25.4mm 1" x 23E
K70315-01	225mm 8 7/8"	25.4mm 1" x 14E
K70318-01	302mm 11 7/8"	28.5mm 1 1/8" x 10E
K70330-01	225mm 8 7/8"	25.4mm 1" x 14E
K70333-01	298mm 11 3/4"	28.5mm 1 1/8" x 10E
K70340-01	240mm 9 7/16"	28.5mm 1 1/8" x 26E
K70344-01	240mm 9 7/16"	23.8mm 15/16" x 17E
K70351-01	305mm 12"	28.5mm 1 1/8" x 10E
K70355-02	240mm 9 7/16"	25.4mm 1" x 24E
K70367-01	216mm 8 1/2"	25.4mm 1" x 22E
K70368-01	241mm 9 1/2"	25.4mm 1" x 22E
K70397-01	228mm 8 31/32"	25.4mm 1" x 22E
K70422-01	240mm 9 15/32"	22.2mm 7/8" x 28E

Especificaciones Técnicas de los Clutches

No. DE PARTE	DIAMETRO EXTERIOR	DIAMETRO ESTRIAS
K70423-01	230mm 9 1/16"	22.2mm 7/8" x 28E
K70464-01	265mm 10 7/16"	29.5mm 1 5/32" x 26E
K70531-01	228mm 8 31/32"	22.2mm 7/8" x 17E
K70812-01	228mm 8 31/32"	23.74mm 15/16" x 17E
K70813-01	228mm 8 31/32"	23.74mm 15/16" x 17E
K774101-01	200mm 7 7/8"	20.6mm 13/16" x 18E
K826034-01	220mm 8 21/32"	22mm 7/8" x 26E
K829501-01	225mm 8 7/8"	22.2mm 7/8" x 28E
K837002-01	215mm 8 15/32"	25.4mm 1" x 24E
K837002-02	215mm 8 15/32"	25.4mm 1" x 24E
K857602-01	200mm 7 7/8"	20.6mm 13/16" x 18E
K9082-01	229mm 9 "	20.6mm 13/16" x 24E
K951001-01	240mm 9 7/16"	25.4mm 1" x 24E
3000 951 005	225mm 8 7/8"	22.2mm 7/8" x 28E
K951153-01	230mm 9 1/16 "	22.22mm 7/8" x 28E
K951790-01	225mm 8 7/8"	22.2mm 7/8" x 28E
K9563-01	191mm 7 1/2"	19mm 3/4" x 17E
KF224-01	200mm 7 7/8"	20.6mm 13/16" x 24E
KF224-02B	200mm 7 7/8"	20.6mm 13/16" x 24E
KF251-01	229mm 9 "	20.6mm 13/16" x 24E
KF294-01	210mm 8 1/4"	20.6mm 13/16" x 24E
KF295-01	210mm 8 1/4"	20.6mm 13/16" x 24E
KF532-01	200mm 7 7/8"	25.4mm 1" x 24E
KF537-04	181mm 7 1/8"	20.6mm 13/16" x 18E
KF537-05	181mm 7 1/8"	20.6mm 13/16" x 18E
KF587-04	200mm 7 7/8"	25.4mm 1" x 24E
KF594-01	225mm 8 7/8"	25.4mm 1" x 24E
KF621-06	200mm 7 7/8"	25.5mm 1" x 20E
KF639-02	191mm 7 1/2"	20.6mm 13/16" x 18E
KF701-01	225mm 8 7/8"	26.1mm 1 1/32 x 24E
KF702-02	213mm 8 3/8	22.2mm 7/8" x 20E
KF787-01	229mm 9 "	22.2mm 7/8" x 28E
KM0087-01	330mm 13"	38.1mm 1 1/2" x 10E
KM0087-02	330mm 13"	35mm 1 3/8" x 10E
KM0087-03	330mm 13"	35mm 1 3/8" x 10E
KM10993-01	305mm 12"	28.5mm 1 1/8" x 10E
KM11001-01	330mm 13"	38.1mm 1 1/2" x 10E

Especificaciones Técnicas de los Clutches

No. DE PARTE	DIAMETRO EXTERIOR	DIAMETRO ESTRIAS
KM11001-02	330mm 13"	35mm 1 3/8" x 10E
KM11001-03	330mm 13"	35mm 1 3/8" x 10E
KM11001-04	330mm 13"	38.1mm 1 1/2" x 10E
KM11001-05	330mm 13"	38.1mm 1 1/2" x 10E
KM11001-06	330mm 13"	35mm 1 3/8" x 10E
KM11004-01	305mm 12"	28.5mm 1 1/8" x 10E
KM11051-01	305mm 12"	28.5mm 1 1/8" x 10E
KM11064-01	280mm 11"	28.5mm 1 1/8" x 10E
KM136-01	232mm 9 1/8"	25.4mm 1" x 14E
KM136-02	232mm 9 1/8"	28.5mm 1 1/8" x 26E
KM136-03	232mm 9 1/8"	25.4mm 1" x 26E
KM136-04	232mm 9 1/8"	28.5mm 1 1/8" x 26E
KM1433-02	280mm 11"	35mm 1 3/8" x 10E
KM168-01	240mm 9 7/16"	25.4mm 1" x 24E
KM168-02	240mm 9 7/16"	25.4mm 1" x 24E
KM173-01	280mm 11"	27mm 1 1/16" x 10E
KM5473-02	280mm 11"	25.4mm 1" x 23E
KM657-01	327mm 12 7/8"	35mm 1 3/8" x 10E
KM664-01	330mm 13"	38.1mm 1 1/2" x 10E
KM80203-01	191mm 7 1/2"	19mm 3/4" x 14E

Garantía SACHS

Únicos en México con programa Satisfacción Total, si por alguna razón en los primeros 2 años ó 60,000 Km. de uso nuestros embragues presentan falla imputable a la fabricación, aceptamos la devolución de los mismos y lo cambiamos por uno nuevo.



Manejo y almacenamiento de embragues

Los embragues **SACHS** se fabrican con la más alta tecnología, cumpliendo rigurosos estándares de calidad. Sin embargo deben tomarse algunos cuidados imprescindibles al manipularlos y almacenarlos para que el consumidor obtenga su máximo desempeño.

A pesar de su apariencia robusta, los embragues tienen algunos componentes delicados. Las lanas de sujeción (plato-carcasa), por ejemplo, que pueden deformarse debido a impactos en la pieza y causar dificultades de acoplamiento.




- Si al almacenar los embragues se les apila en exceso en posición vertical, toda la carga suspendida se concentrará en los que estén más abajo causando deformaciones.

- Para evitar este problema, es recomendable, especialmente en los discos y Superkits de embrague, el almacenamiento en la posición horizontal.

Problemas como desbalanceo del plato y del disco o desalineación del plato opresor, son constatados por lo general como consecuencia de impactos durante el manejo o almacenamiento incorrecto.

Los 5 errores en el manejo y almacenamiento de embragues son:

1. Aventar los embragues.
2. Acomodar a la fuerza.
3. Hacer rodar el embrague.
4. Almacenar en un lugar desprotegido.
5. Apilar hasta el cielo.



Las 10 recomendaciones

para una perfecta instalación del embrague.

Hasta llegar a las manos del instalador, varios intermediarios ya transportaron y manipularon el embrague y pueden haberlo golpeado o haberle causado daños eventuales. Por este motivo, el profesional instalador debe verificar y probar el embrague antes de montarlo a la unidad, con la finalidad de evitar diferentes inconvenientes.

Las diez recomendaciones.

I. Usar repuestos de calidad sobre todos los demás.

Los embragues **SACHS** son fabricados con la más alta tecnología cumpliendo con rigurosos estándares de calidad.

II. Evitar la impregnación con aceite o grasa.

Es importante que las manos estén limpias, sin aceite o grasa, para manipular el plato y el disco. Verifique también las condiciones del retén del volante y del retén del eje de entrada y cámbielos si es necesario.

III. Verificar siempre que el embrague no haya sido violado.

El embrague sellado es garantía de que no están faltando componentes y evita el riesgo de adquirir repuestos falsificados.

IV. Verificar las condiciones del volante antes de la instalación.

El volante no debe estar alabeado, agrietado ni bruñido. Si es necesario, proceda al maquinado del volante. Tenga en cuenta que a veces es necesario cambiarlo totalmente.

V. No instalar el plato con las laines de sujeción deformadas o rotas.

Las laines de sujeción son los resortes chatos que fijan la placa de presión a la carcasa del plato. Cuando están deformados causan innumerables defectos.

VI. Verificar el sistema de accionamiento.

Componentes tales como la horquilla, la guía del collarín, el cable y los bujes, cuando están en malas condiciones pueden causar problemas como pedal duro y ruido de accionamiento. Por lo tanto, sustitúyalos cuando sea necesario.

VII. Probar el embrague antes del montaje.

Coloque el volante sobre una prensa o balancín. Coloque el disco sobre el volante y el plato sobre el disco. Accione el plato hasta que el diafragma esté plano. Apriete los tornillos de fijación del plato al volante. Luego, libere el plato. Percibirá que los dedos del diafragma se alinearán y que el disco quedará preso debido a la carga ejercida por el plato de presión. Accione nuevamente el plato y verifique si el disco se libera. Si el disco está libre significa que el conjunto está en perfecto estado de funcionamiento.

VIII. Montar el plato accionado.

Aprovechando que el plato está accionado (etapa anterior), inserte el cable metálico entre la carcasa y el diafragma. Retire el plato de la prensa y saque los tornillos que lo fijan al volante. Listo, ahora solo falta montar el conjunto en el vehículo y, después de fijarlo, retirar el cable metálico del plato.

IX. Jamás haga adaptaciones.

Instale siempre el conjunto específico para cada modelo.

X. Cambiar el conjunto completo de embrague.

Reemplace el plato, disco y collarín para garantizar un desempeño perfecto de todo el sistema. Uno de los principales factores que diferencian al instalador profesional del cambiador de repuestos, es la habilidad para evaluar todo el sistema y verificar el repuesto adquirido antes de instalarlo. Así, es posible lograr mejorar el desempeño del producto y la satisfacción del cliente, no corriendo el riesgo de tener que hacer dos veces el mismo servicio.



Servicio Técnico

01 800 000 88 00 en operación

SACHS ISO / TS 16949 / 2002 e ISO 14000

Compañía certificada

ZF Services México, S.A. de C.V. líder mundial en proveer Productos Originales Automotrices, agradece su preferencia y reitera su compromiso, informando a todos nuestros clientes que estamos a sus ordenes a través del 01 800 000 88 00.

¿Cómo funciona el 01 800 000 88 00?

Sencillo, eficaz y fiable.

De cualquier caseta o teléfono sin costo alguno marque el 01 800 000 88 00 y reciba Asesoría o Servicio Técnico Especializado Gratuito.

¡Llámenos y aclaramos sus dudas!

¿Cómo opera el 01 800 000 88 00?

Le daremos un Número de Reporte con el que estaremos trabajando. Estamos a sus órdenes de Lunes a Viernes de 9:00 AM a 6:00 PM.

ZF Services está abierto:

Para atender cualquier duda, comentario, sugerencia, recomendación y observación sobre nuestros productos y servicios.

SACHS es una marca de ZF





ZF Services México, S.A. de C.V.

Oficinas Generales:

Carret. San Martín de las Flores
Núm. 520, Edif. 3-A, ProLogis Park
45629, Tlaquepaque, Jal., México
Tel. 01 (33) 3208 6000
Fax: 01 (33) 3208 6057

Oficinas Comerciales Cd de México:

Av. División del Norte Núm. 1354-101
Letrán Valle, Delegación Benito Juárez
03650, México, D.F.
Tel. 01 (55) 5688 2190
Fax 01 (55) 5688 2178

